



Veal Supply at a Glance - Canada

For week ending January 13, 2024

| Quebec Live Auction | | | | | | | | | | | |
|-----------------------------------------|--------|----------------------|----------------------|----------------------|--------|----------------------|----------------------|----------------------|--------------|-------|---------|
| | Number | 2024 | | | Number | 2023 | | | Volume (YTD) | | |
| | | Price (\$ / 100 lbs) | Price (\$ / 100 lbs) | Price (\$ / 100 lbs) | | Price (\$ / 100 lbs) | Price (\$ / 100 lbs) | Price (\$ / 100 lbs) | head | head | % chg |
| Dairy Calves | (head) | Average | Min | Max | (head) | Average | Min | Max | 2024 | 2023 | % chg |
| Holstein Male | | | | | | | | | | | |
| Good 90 -120 lbs | 447 | 491.00 | 450.00 | 540.00 | 425 | 189.00 | 150.00 | 220.00 | 1 003 | 874 | 14.8 % |
| Good 121 - 140 lbs | 231 | 463.00 | 420.00 | 505.00 | 150 | 184.00 | 160.00 | 205.00 | 429 | 321 | 33.6 % |
| Average 90 - 140 lbs | 510 | 404.00 | 200.00 | 535.00 | 414 | 157.00 | 100.00 | 195.00 | 837 | 833 | 0.5 % |
| Misc. - All weights | 144 | 126.00 | 12.00 | 350.00 | 154 | 60.00 | 16.00 | 120.00 | 296 | 340 | -12.9 % |
| Holstein Female | | | | | | | | | | | |
| Good 90 -120 lbs | 31 | 435.00 | 350.00 | 480.00 | 27 | 161.00 | 120.00 | 200.00 | 84 | 63 | 33.3 % |
| Other milk breeds (all weights) | 42 | 186.00 | 50.00 | 460.00 | 23 | 102.00 | 30.00 | 200.00 | 67 | 43 | 55.8 % |
| Crossbreeds dairy-butcher (all weights) | 251 | 540.00 | 280.00 | 690.00 | 587 | 338.00 | 180.00 | 440.00 | 887 | 1 130 | -21.5 % |
| A2 Grain fed veal cattle (hide off) | 1,396 | 350.00 | n/a | n/a | 1,259 | 355.00 | n/d | n/d | 2 823 | 2 468 | 14.4 % |
| 688 lbs live / 375-419 lbs hide off | | | | | | | | | | | |

Source: Les producteurs de bovins du Québec

| Ontario Live Auction | | | | | | | | | | | |
|----------------------|--------|----------------------|----------------------|----------------------|--------|----------------------|----------------------|----------------------|--------------|-------|---------|
| | Number | 2024 | | | Number | 2023 | | | Volume (YTD) | | |
| | | Price (\$ / 100 lbs) | Price (\$ / 100 lbs) | Price (\$ / 100 lbs) | | Price (\$ / 100 lbs) | Price (\$ / 100 lbs) | Price (\$ / 100 lbs) | head | head | % chg |
| + 600 lbs | 602 | 231.55 | 208.23 | 255.09 | 564 | 196.50 | 172.91 | 217.79 | 890 | 1 005 | -11.4 % |
| 451 - 600 lbs | 17 | 194.34 | 160.53 | 217.18 | 40 | 161.42 | 125.49 | 189.51 | 22 | 65 | -66.2 % |
| 301 - 450 lbs | 10 | 203.72 | 182.49 | 235.50 | 50 | 186.45 | 155.41 | 213.93 | 14 | 97 | -85.6 % |
| 126 - 300 lbs | 234 | 396.44 | 254.12 | 599.91 | 183 | 183.62 | 132.51 | 308.19 | 305 | 374 | -18.4 % |
| - 125 lbs | 1 029 | 492.67 | 357.22 | 737.21 | 778 | 202.88 | 139.17 | 389.05 | 1 614 | 1 514 | 6.6 % |

| Federally Inspected Slaughter | | | | | | | | | | | |
|-------------------------------|--------------|--------------|---------------|--------------|--------------|---------------|------------|------------|-----------------------------------|------|-------|
| | Weekly | Weekly | | | Year to date | Year to date | | | Carcass Weight lbs (Jan-November) | | |
| | | 2024 | 2023 | % chg | | 2024 | 2023 | % chg | 2023 | 2022 | % chg |
| Quebec | 2 985 | 3 057 | -2.4 % | 4 863 | 5 127 | -5.1 % | 368 | 354 | 3.8 % | | |
| Rest of Canada | 0 | 0 | - | 0 | 0 | - | - | - | - | | |
| Canada | 2 985 | 3 057 | -2.4 % | 4 863 | 5 127 | -5.1 % | 368 | 354 | 3.8 % | | |

Source: Canadian Beef Grading Agency

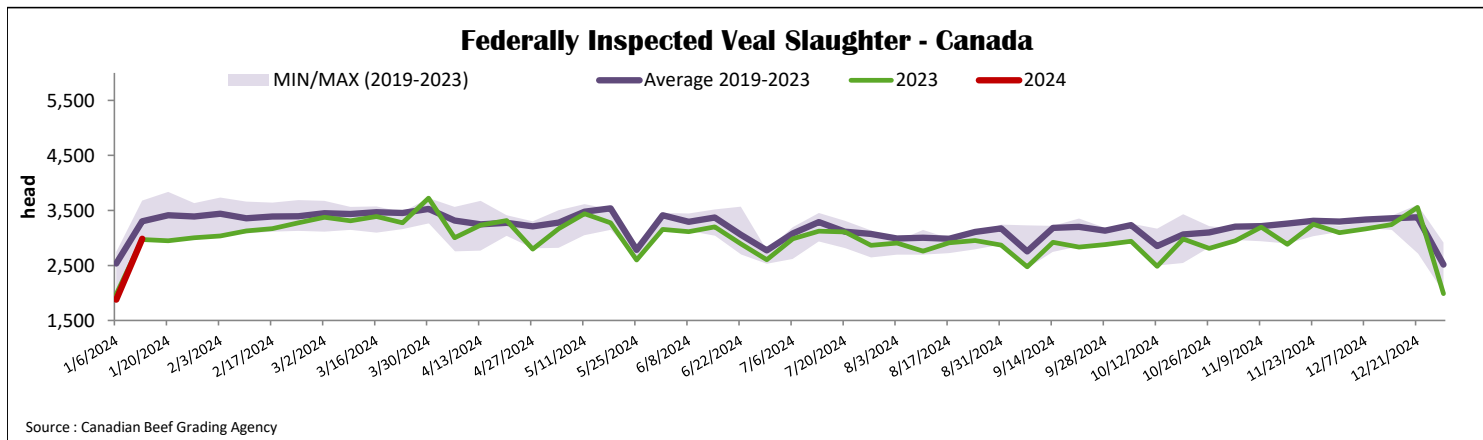
Source: Canadian Food Inspection Agency (CFIA)

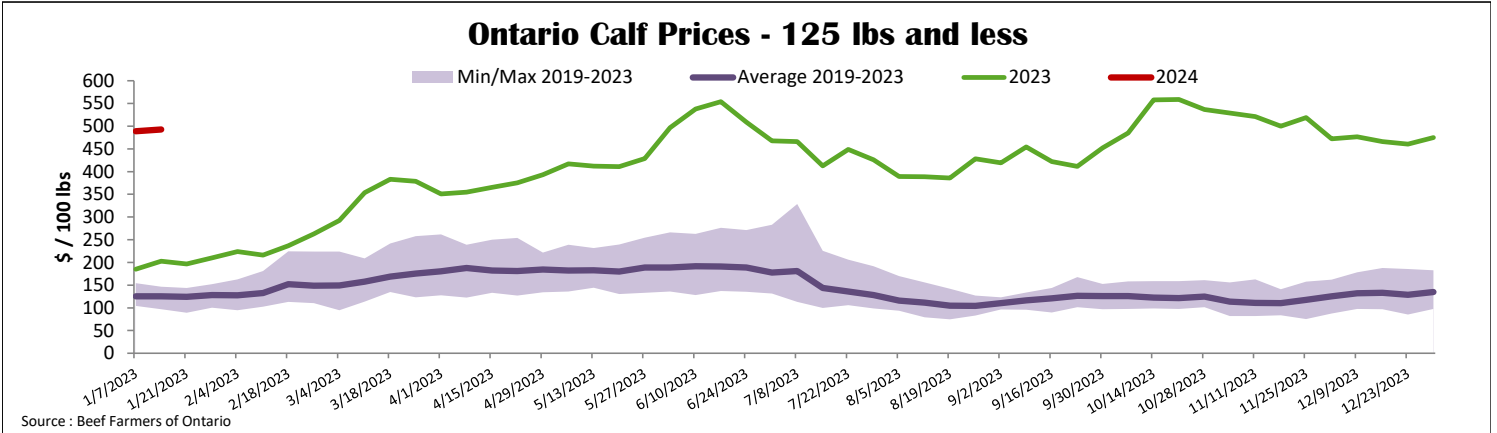
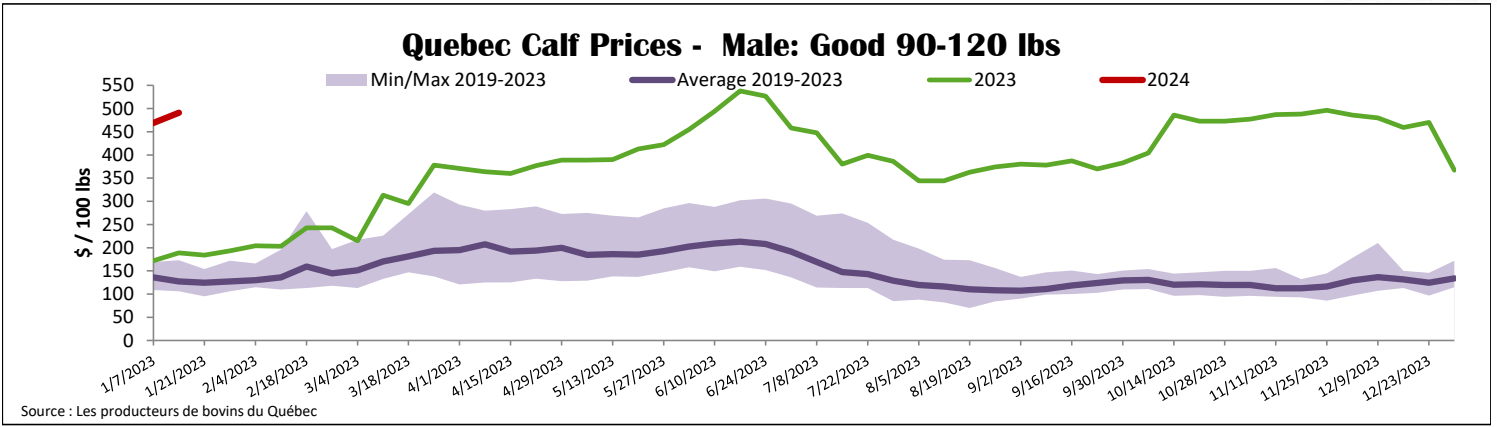
| Domestic Exports | | | | |
|----------------------|------------------------|--------------|--------------|--------------|
| Total veal (tonnes) | Jan. 1 - Nov. 30, 2023 | 2023 | 2022 | % chg |
| United States | | 3 402 | 3 339 | 1.9 % |
| United Arab Emirates | | 147 | 196 | -25.2 % |
| Qatar | | 5 | 14 | -64.3 % |
| Others | | 0 | 3 | |
| Total | | 3 553 | 3 552 | 0.0 % |

Source: Statistics Canada

| Imports | | | | |
|---------------------|------------------------|----------|----------|-------|
| Total veal (tonnes) | Jan. 1 - Jan. 13, 2024 | 2024 | 2023 | % chg |
| New Zealand | | 0 | 0 | - |
| United States | | 0 | 0 | - |
| Australia | | 0 | 0 | - |
| EU-27 | | | | |
| Netherlands | | 0 | 0 | - |
| Others | | 0 | 0 | - |
| EU-27 total | | 0 | 0 | |
| Others | | 0 | 0 | - |
| Total | | 0 | 0 | |

Source: CFIA





| United States | | | | | | | | | | |
|----------------------------------------------------------------------|--------------|--------------|----------------|---------------------------|--------------|----------------|-----------------------------------------------------------------------------------------------------------------------------------------------------------------------------------------------------------------------------------------------------------------------------------------------------------------------------------------------------------------------------------------------------------------------------------------------------------------------------------------------------------------------|--|--|--|
| Week ending January 6, 2024 | | | | | | | | | | |
| Federally Inspected Slaughter | | | | Pennsylvania Calf Auction | | | | | | |
| | Weekly | | | Year to date | | | Graded Holstein Bull Calves* January 6, 2024 | | | |
| | 2024 | 2023 | % chg | 2024 | 2023 | % chg | | | | |
| Milk-fed or nature | | | | | | | | | | |
| North East & North Central | 1 892 | 2 133 | -11.3 % | 1 892 | 2 133 | -11.3 % | | | | |
| Other calves | 2 624 | 4 492 | -41.6 % | 2 624 | 4 492 | -41.6 % | | | | |
| | 4 516 | 6 625 | -31.8 % | 4 516 | 6 625 | -31.8 % | | | | |
| Production | | | | | | | | | | |
| Veal (million lbs) | 0.8 | 0.9 | -11.1 % | 0.8 | 0.9 | -11.1 % | | | | |
| Live weight (lbs) | 291 | 236 | 23.3 % | | | | | | | |
| Dressed weight (lbs) | 172 | 137 | 25.5 % | | | | | | | |
| North East & North Central | | | | | | | | | | |
| (Veal Carcass, Hot Basis – Paid to Producer (Hide off, 255-315 lbs)) | | | | | | | | | | |
| Special fed : milk fed, nature | | | | | | | | | | |
| \$US / 100 lbs | | | | Weighted Average | Min | Max | | | | |
| Non-Packer & Packers Owned | | | | 443.75 | 438.00 | 450.00 | | | | |
| | | | | | | | Number 1 - 89 lbs 36 350.00 500.00 90 - 120 lbs 131 310.00 470.00 + 120 lbs 6 360.00 395.00 Beef Cross 51 450.00 735.00 Number 2 - 100 lbs 50 200.00 450.00 + 100 lbs 22 225.00 425.00 Beef Cross 39 300.00 635.00 Number 3 - 100 lbs 25 100.00 430.00 + 100 lbs 6 175.00 415.00 Beef Cross 0 0.00 0.00 | | | |
| | | | | | | | * Does not include all head sold | | | |

Source : USDA