



Veal Supply at a Glance - Canada

For week ending December 23, 2023

Quebec Live Auction											
	2023				2022				Volume (YTD)		
	Number	Price (\$ / 100 lbs)			Number	Price (\$ / 100 lbs)			head		
Dairy Calves	(head)	Average	Min	Max	(head)	Average	Min	Max	2023	2022	% chg
Holstein Male											
Good 90 -120 lbs	581	470.00	425.00	500.00	521	171.00	150.00	195.00	26 188	23 745	10.3 %
Good 121 - 140 lbs	176	448.00	420.00	480.00	168	172.00	150.00	195.00	7 973	8 215	-2.9 %
Average 90 - 140 lbs	478	409.00	300.00	475.00	451	137.00	100.00	165.00	19 500	18 943	2.9 %
Misc. - All weights	209	130.00	20.00	300.00	163	54.00	30.00	130.00	8 828	8 807	0.2 %
Holstein Female											
Good 90 -120 lbs	44	403.00	350.00	450.00	35	137.00	100.00	220.00	2 305	1 920	20.1 %
Other milk breeds (all weights)	39	193.00	30.00	380.00	32	82.00	28.00	190.00	1 152	984	17.1 %
Crossbreeds dairy-butcher (all weights)	770	702.00	570.00	830.00	681	350.00	190.00	495.00	30 513	25 040	21.9 %
A2 Grain fed veal cattle (hide off)	665	412.00	n/a	n/a	988	355.00	n/d	n/d	70 549	67 649	4.3 %
688 lbs live / 375-419 lbs hide off											

Source: Les producteurs de bovins du Québec

Ontario Live Auction											
	2023				2022				Volume (YTD)		
	Number	Price (\$ / 100 lbs)			Number	Price (\$ / 100 lbs)			head		
	(head)	Average	Min	Max	(head)	Average	Min	Max	2023	2022	% chg
+ 600 lbs	563	237.15	207.20	263.11	410	206.83	186.81	224.84	29 204	30 776	-5.1 %
451 - 600 lbs	24	202.35	157.29	230.37	25	143.91	117.66	171.10	1 327	1 669	-20.5 %
301 - 450 lbs	22	207.45	145.69	269.79	10	131.40	105.80	153.80	1 514	1 654	-8.5 %
126 - 300 lbs	118	349.10	207.96	566.57	73	165.49	100.44	357.65	6 581	6 650	-1.0 %
- 125 lbs	875	460.40	295.54	722.78	763	185.51	116.62	370.12	42 712	41 891	2.0 %

Federally Inspected Slaughter									
	Weekly			Year to date			Carcass Weight lbs (Jan-October)		
	2023	2022	% chg	2023	2022	% chg	2023	2022	% chg
Quebec	3 553	2 830	25.5 %	155 162	153 731	0.9 %	368	355	3.5 %
Rest of Canada	0	0	-	0	2	-	-	-	-
Canada	3 553	2 830	25.5 %	155 162	153 733	0.9 %	368	355	3.5 %

Source: Canadian Beef Grading Agency

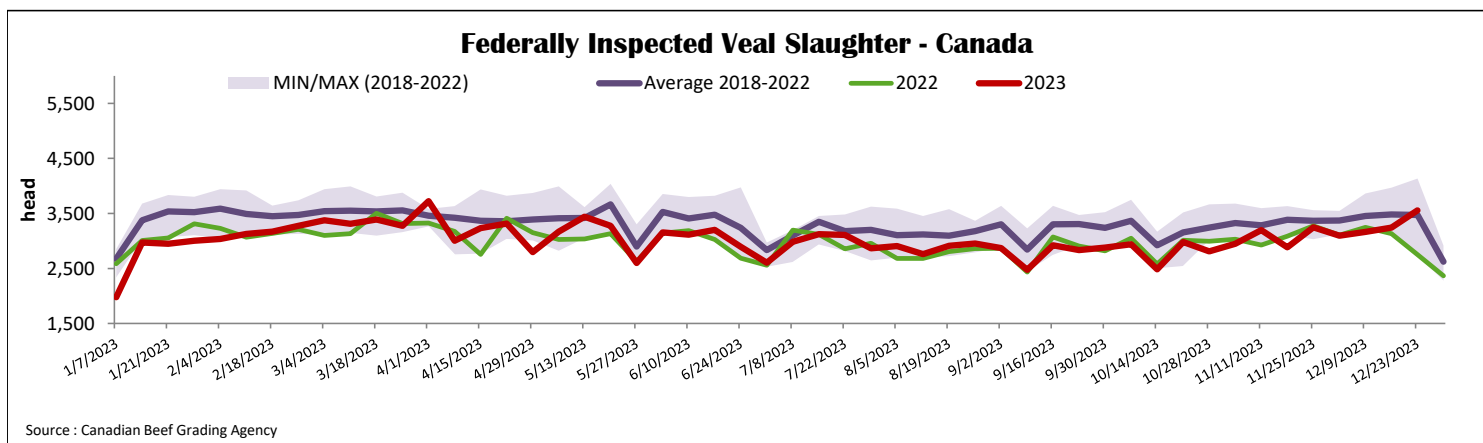
Source: Canadian Food Inspection Agency (CFIA)

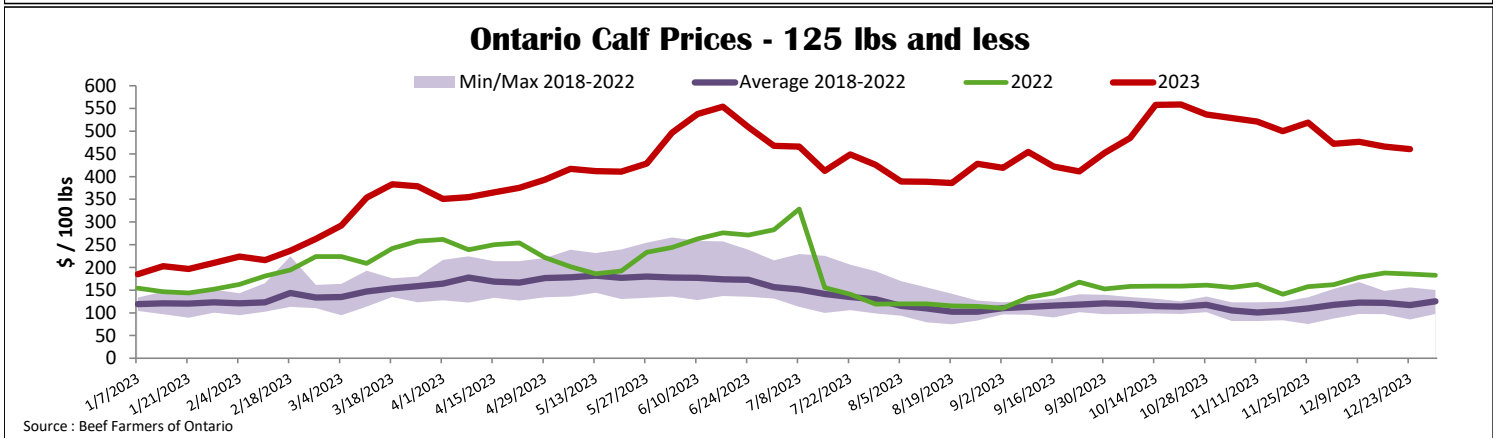
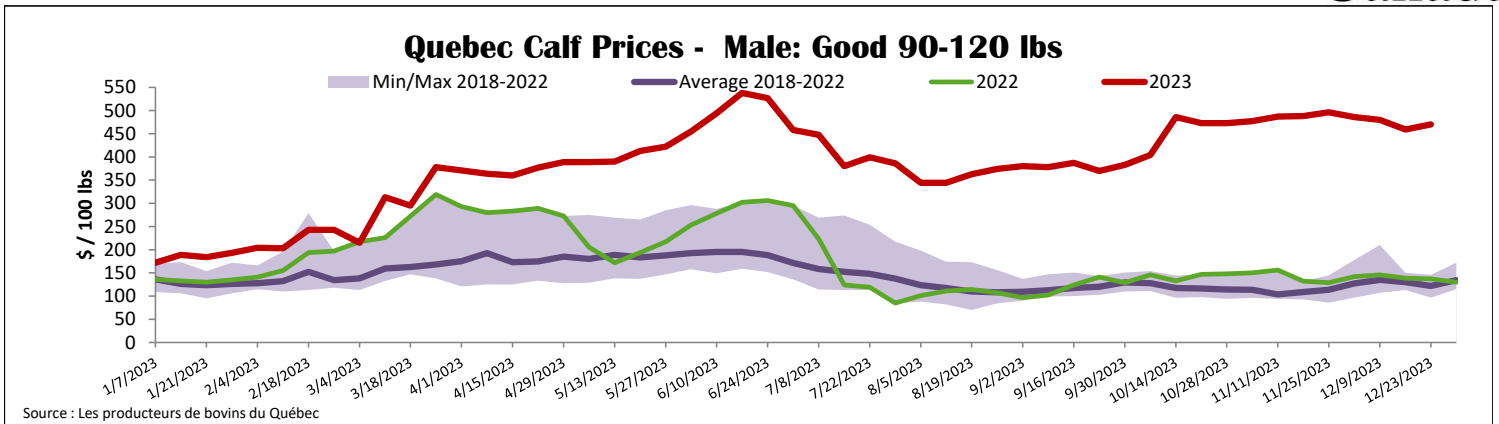
Domestic Exports				
Total veal (tonnes)	Jan. 1 - Oct. 31, 2023			
	2023	2022	% chg	
United States	3 128	3 021	3.5 %	
United Arab Emirates	131	175	-25.1 %	
Qatar	5	7	-26.0 %	
Others	0	3		
Total	3 264	3 206	1.8 %	

Source: Statistics Canada

Imports				
Total veal (tonnes)	Jan. 1 - Dec. 23, 2023			
	2023	2022	% chg	
New Zealand	2 137	1 728	23.7 %	
United States	589	675	-12.7 %	
Australia	13	0		
EU-27				
Netherlands	678	554	22.5 %	
Others	280	296	-5.4 %	
EU-27 total	958	850	12.8 %	
Others	0	1		
Total	3 698	3 254	13.6 %	

Source: CFIA





United States						
Week ending December 16, 2023						
Federally Inspected Slaughter				Pennsylvania Calf Auction		
	Weekly		Year to date			December 16, 2023
	2023	2022	%	2023	2022	%
Milk-fed or nature	2 647	2 667	-0.7 %	122 453	137 842	-11.2 %
North East & North Central	2 588	4 716	-45.1 %	153 480	208 448	-26.4 %
Other calves	5 235	7 383	-29.1 %	275 933	346 290	-20.3 %
Production						
Veal (million lbs)	0.9	1.1	-18.2 %	45.2	50.6	-10.7 %
Live weight (lbs)	306	246	24.4 %			
Dressed weight (lbs)	181	143	26.6 %			
Source : USDA						
North East & North Central						
(Veal Carcass, Hot Basis – Paid to Producer (Hide off, 255-315 lbs))						
Special fed : milk fed, nature						
\$US / 100 lbs			Weighted Average	Min	Max	
Non-Packer & Packers Owned				444.02	438.00	450.00
Source : USDA						
Graded Holstein Bull Calves*						
December 16, 2023						
	Weight	Head	\$ / 100 lbs			
			Min	Max		
Number 1	- 89 lbs	38	345.00	480.00		
	90 - 120 lbs	218	300.00	485.00		
	+ 120 lbs	12	300.00	370.00		
	Beef Cross	43	550.00	735.00		
Number 2	- 100 lbs	84	250.00	385.00		
	+ 100 lbs	34	210.00	370.00		
	Beef Cross	61	500.00	620.00		
Number 3	- 100 lbs	31	150.00	360.00		
	+ 100 lbs	2	200.00	260.00		
	Beef Cross	0	0.00	0.00		
* Does not include all head sold						
Source : USDA						