



Veal Supply at a Glance - Canada

For week ending October 28, 2023

Quebec Live Auction											
	Number	2023			Number	2022			Volume (YTD)		
		Price (\$ / 100 lbs)	Price (\$ / 100 lbs)	Price (\$ / 100 lbs)		Price (\$ / 100 lbs)	Price (\$ / 100 lbs)	Price (\$ / 100 lbs)	head	head	% chg
Dairy Calves	(head)	Average	Min	Max	(head)	Average	Min	Max	2023	2022	% chg
Holstein Male											
Good 90 -120 lbs	585	473.00	420.00	525.00	471	148.00	125.00	170.00	21 740	19 603	10.9 %
Good 121 - 140 lbs	157	457.00	400.00	490.00	169	149.00	120.00	170.00	6 767	6 938	-2.5 %
Average 90 - 140 lbs	442	377.00	200.00	470.00	415	120.00	80.00	155.00	16 287	15 999	1.8 %
Misc. - All weights	229	105.00	20.00	300.00	173	46.00	20.00	100.00	7 297	7 386	-1.2 %
Holstein Female											
Good 90 -120 lbs	74	464.00	300.00	720.00	37	112.00	60.00	135.00	1 919	1 637	17.2 %
Other milk breeds (all weights)	38	191.00	20.00	610.00	24	90.00	38.00	120.00	880	787	11.8 %
Crossbreeds dairy-butcher (all weights)	673	854.00	650.00	1 000.00	551	358.00	150.00	480.00	25 143	20 669	21.6 %
A2 Grain fed veal cattle (hide off)	1,163	395.00	n/a	n/a	1,396	350.00	n/d	n/d	59 623	57 584	3.5 %
688 lbs live / 375-419 lbs hide off											

Source: Les producteurs de bovins du Québec

Ontario Live Auction											
	Number	2023			Number	2022			Volume (YTD)		
		Price (\$ / 100 lbs)	Price (\$ / 100 lbs)	Price (\$ / 100 lbs)		Price (\$ / 100 lbs)	Price (\$ / 100 lbs)	Price (\$ / 100 lbs)	head	head	% chg
+ 600 lbs	582	223.12	196.22	241.80	470	194.52	167.03	216.56	25 039	26 714	-6.3 %
451 - 600 lbs	26	189.58	154.48	214.81	39	155.48	124.74	189.33	1 115	1 419	-21.4 %
301 - 450 lbs	41	263.25	169.10	346.07	36	161.87	105.49	210.70	1 244	1 324	-6.0 %
126 - 300 lbs	174	388.08	250.67	631.32	134	147.67	89.05	271.24	5 502	5 714	-3.7 %
- 125 lbs	901	536.88	352.78	841.19	759	161.06	83.58	414.02	35 411	35 264	0.4 %

Federally Inspected Slaughter											
	Weekly	Weekly			Year to date	Year to date			Carcass Weight lbs (Jan-September)		
		2023	2022	% chg		2023	2022	% chg	2023	2022	% chg
Quebec	2 808	2 992	-6.1 %	129 837	128 777	0.8 %	368	354	4.1 %		
Rest of Canada	0	0	-	0	1	-	-	-	-		
Canada	2 808	2 992	-6.1 %	129 837	128 778	0.8 %	368	354	4.1 %		

Source: Canadian Beef Grading Agency

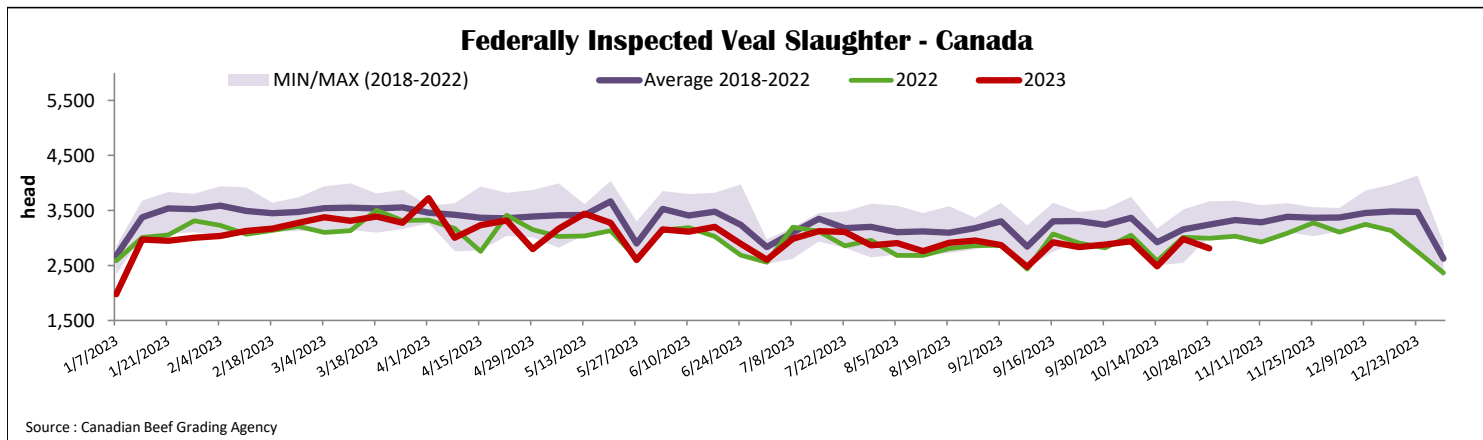
Source: Canadian Food Inspection Agency (CFIA)

Domestic Exports				
Total veal (tonnes)	Jan. 1 - Aug. 31, 2023	2023	2022	% chg
United States		2 497	2 396	4.2 %
United Arab Emirates		105	127	-17.7 %
Qatar		5	3	-
Others		0	3	-
Total		2 607	2 530	3.1 %

Source: Statistics Canada

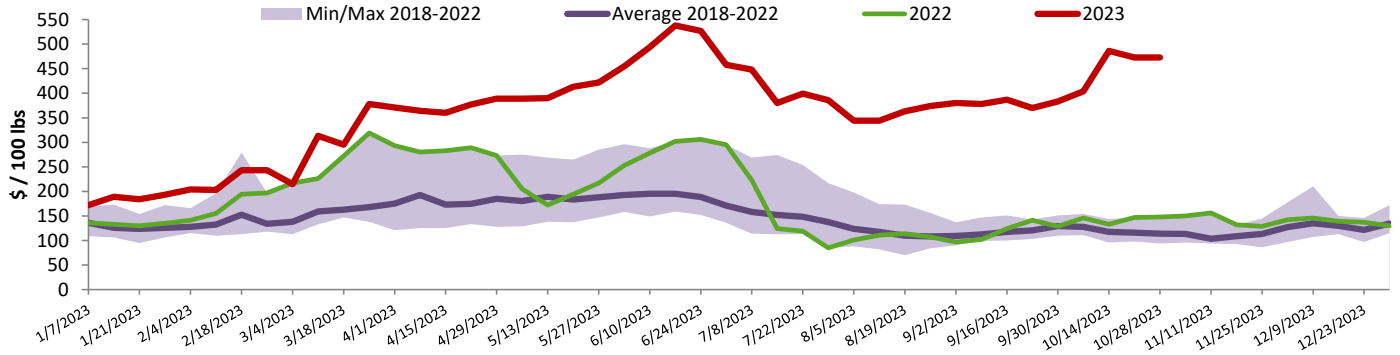
Imports				
Total veal (tonnes)	Jan. 1 - Oct. 28, 2023	2023	2022	% chg
New Zealand		1 295	1 239	4.5 %
United States		528	461	14.4 %
Australia		0	0	-
EU-27				
Netherlands		550	425	29.6 %
Others		256	267	-4.1 %
EU-27 total		807	692	16.6 %
Others		0	1	-
Total		2 629	2 393	9.9 %

Source: CFIA



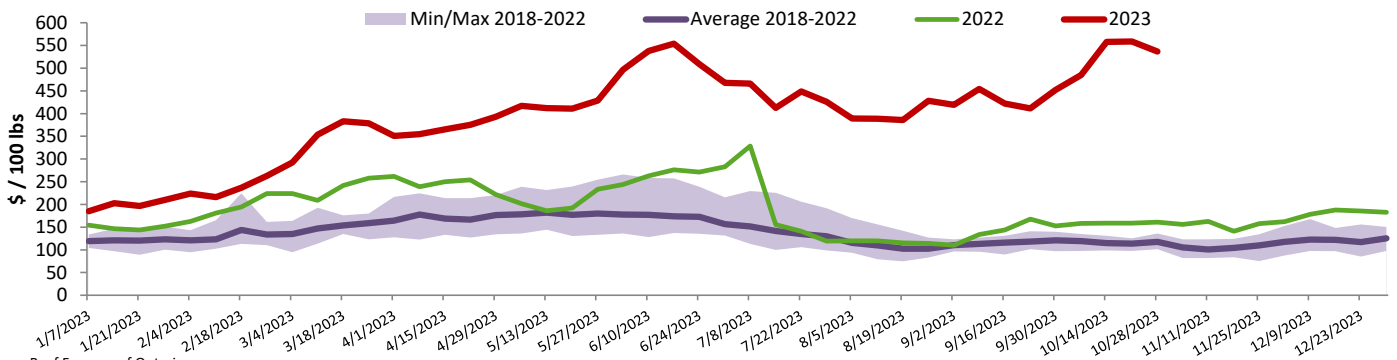


Quebec Calf Prices - Male: Good 90-120 lbs



Source : Les producteurs de bovins du Québec

Ontario Calf Prices - 125 lbs and less



Source : Beef Farmers of Ontario

United States

Week ending October 21, 2023

Federally Inspected Slaughter

	Weekly			Year to date		
	2023	2022	% chg	2023	2022	% chg
Milk-fed or nature						
North East & North Central*	2 524	2 477	1.9 %	104 849	119 610	-12.3 %
Other calves	2 676	4 461	-40.0 %	128 437	169 864	-24.4 %
	5 200	6 938	-25.1 %	233 286	289 474	-19.4 %
Production						
Calves (million lbs)	0.9	1.0	-10.0 %	37.8	42.4	-10.8 %
Live weight (lbs)	302	249	21.3 %			
Dressed weight (lbs)	178	145	22.8 %			

Source : USDA

Pennsylvania Calf Auction

Graded Holstein Bull Calves* October 21, 2023

	Weight	Head	\$ / 100 lbs	
			Min	Max
Number 1	- 89 lbs	63	300.00	400.00
	90 - 120 lbs	223	265.00	405.00
	+ 120 lbs	13	265.00	355.00
Beef Cross		66	550.00	850.00
Number 2	- 100 lbs	57	190.00	360.00
	+ 100 lbs	37	205.00	355.00
	Beef Cross	18	475.00	760.00
Number 3	- 100 lbs	44	100.00	375.00
	+ 100 lbs	2	175.00	175.00
	Beef Cross	0	0.00	0.00

* Does not include all head sold

Source : USDA

North East & North Central

(Veal Carcass, Hot Basis – Paid to Producer (Hide off, 255-315 lbs))

Special fed : milk fed, nature			
\$US / 100 lbs	Weighted Average	Min	Max
Non-Packer & Packers Owned	442.80	435.00	460.00

Source : USDA