

## Veal Supply at a Glance - Canada

For week ending October 21, 2023

Quebec Live Auction											
Dairy Calves	Number	2023			Number	2022			Volume (YTD)		
		Price ( \$ / 100 lbs)				Price ( \$ / 100 lbs)			head		
Holstein Male	(head)	Average	Min	Max	(head)	Average	Min	Max	2023	2022	% chg
Good 90 -120 lbs	618	473.00	400.00	540.00	559	147.00	120.00	170.00	21 155	19 132	10.6 %
Good 121 - 140 lbs	182	454.00	400.00	485.00	165	149.00	125.00	170.00	6 610	6 769	-2.3 %
Average 90 - 140 lbs	375	386.00	300.00	470.00	361	121.00	80.00	150.00	15 845	15 584	1.7 %
Misc. - All weights	104	125.00	20.00	380.00	180	113.00	45.00	155.00	7 068	7 213	-2.0 %
Holstein Female											
Good 90 -120 lbs	44	412.00	250.00	725.00	42	131.00	100.00	165.00	1 845	1 600	15.3 %
Other milk breeds (all weights)	32	216.00	23.00	400.00	26	84.00	15.00	140.00	842	763	10.4 %
Crossbreeds dairy-butcher (all weights)	677	952.00	760.00	1 090.00	569	342.00	134.00	490.00	24 470	20 118	21.6 %
A2 Grain fed veal cattle (hide off)	1,317	395.00	n/a	n/a	1,442	345.00	n/d	n/d	58 460	56 188	4.0 %
688 lbs live / 375-419 lbs hide off											

Source: Les producteurs de bovins du Québec

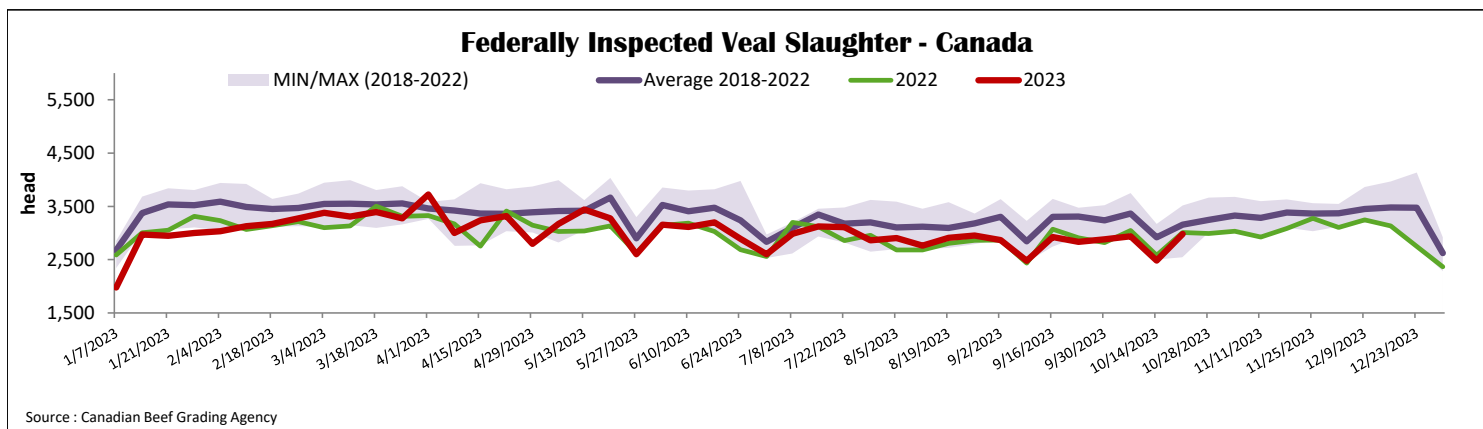
Ontario Live Auction											
	Number	2023			Number	2022			Volume (YTD)		
		Price ( \$ / 100 lbs)				Price ( \$ / 100 lbs)			head		
	(head)	Average	Min	Max	(head)	Average	Min	Max	2023	2022	% chg
+ 600 lbs	598	224.84	200.43	248.21	615	189.61	162.91	213.95	24 457	26 244	-6.8 %
451 - 600 lbs	18	192.36	182.17	204.00	42	140.24	119.06	176.18	1 089	1 380	-21.1 %
301 - 450 lbs	62	280.02	178.87	375.65	62	196.08	130.61	263.59	1 203	1 288	-6.6 %
126 - 300 lbs	158	414.23	288.39	650.65	158	155.84	96.30	283.20	5 328	5 580	-4.5 %
- 125 lbs	945	558.72	335.89	922.76	905	158.64	86.51	355.97	34 510	34 505	0.0 %

Federally Inspected Slaughter									
	Weekly			Year to date			Carcass Weight lbs (Jan-September)		
	2023	2022	% chg	2023	2022	% chg	2023	2022	% chg
Quebec	2 982	3 011	-1.0 %	127 029	125 785	1.0 %	368	354	4.1 %
Rest of Canada	0	0	-	0	1	-	-	-	-
<b>Canada</b>	<b>2 982</b>	<b>3 011</b>	<b>-1.0 %</b>	<b>127 029</b>	<b>125 786</b>	<b>1.0 %</b>	<b>368</b>	<b>354</b>	<b>4.1 %</b>

Source: Canadian Beef Grading Agency / Source: Canadian Food Inspection Agency (CFIA)

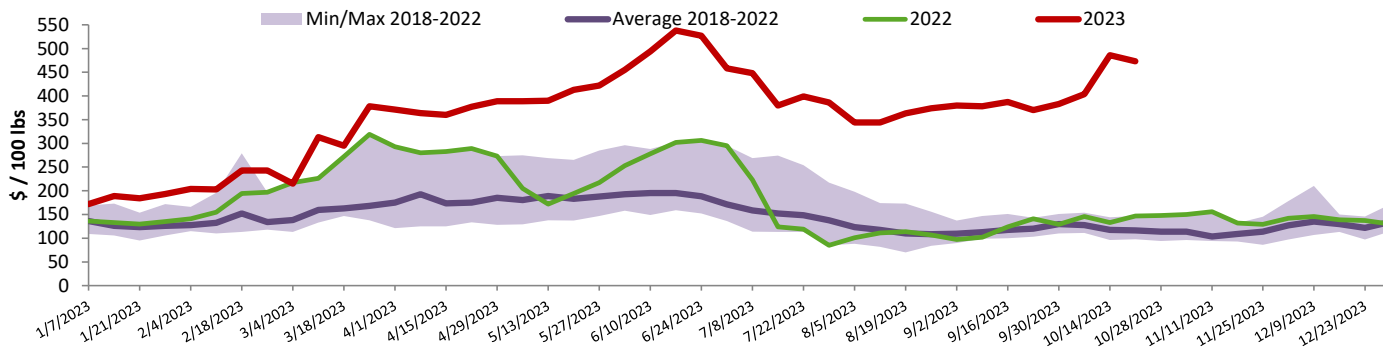
Domestic Exports					Imports				
Total veal (tonnes)	Jan. 1 - Aug. 31, 2023				Total veal (tonnes)	Jan. 1 - Oct. 21, 2023			
	2023	2022	% chg			2023	2022	% chg	
United States	2 497	2 396	4.2 %		New Zealand	1 184	1 091	8.5 %	
United Arab Emirates	105	127	-17.7 %		United States	506	461	9.8 %	
Qatar	5	3	-		Australia	0	0	-	
Others	0	3	-		<b>EU-27</b>				
<b>Total</b>	<b>2 607</b>	<b>2 530</b>	<b>3.1 %</b>		Netherlands	539	419	28.6 %	
					Others	225	248	-9.5 %	
					<b>EU-27 total</b>	<b>764</b>	<b>667</b>	<b>14.5 %</b>	
					Others	0	1	-	
					<b>Total</b>	<b>2 455</b>	<b>2 221</b>	<b>10.5 %</b>	

Source: Statistics Canada / Source: CFIA



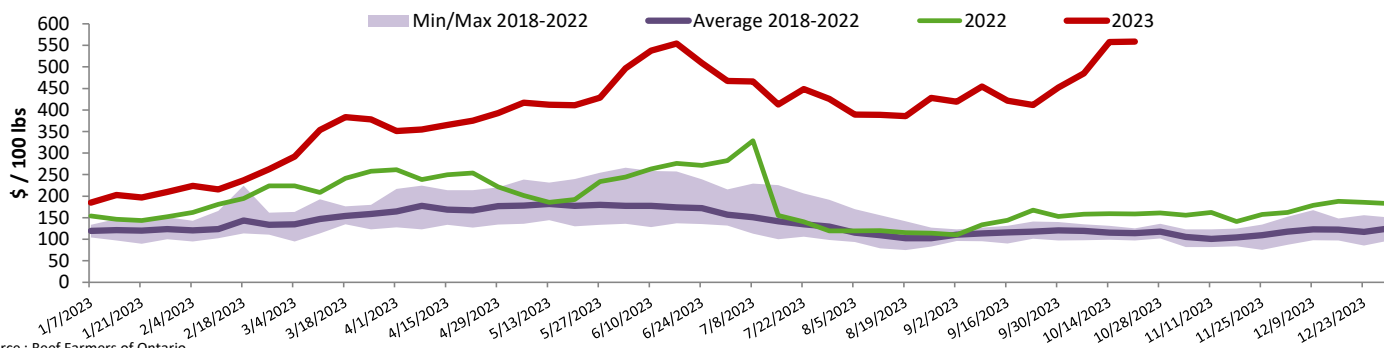


### Quebec Calf Prices - Male: Good 90-120 lbs



Source : Les producteurs de bovins du Québec

### Ontario Calf Prices - 125 lbs and less



Source : Beef Farmers of Ontario

### United States

Week ending October 14, 2023

#### Federally Inspected Slaughter

	Weekly			Year to date		
	2023	2022	% chg	2023	2022	% chg
Milk-fed or nature						
North East & North Central*	2 550	2 645	-3.6 %	99 727	114 450	-12.9 %
Other calves	2 284	4 507	-49.3 %	128 359	168 086	-23.6 %
	<b>4 834</b>	<b>7 152</b>	<b>-32.4 %</b>	<b>228 086</b>	<b>282 536</b>	<b>-19.3 %</b>
Production						
Calves (million lbs)	0.9	1.0	-10.0 %	36.9	41.4	-10.9 %
Live weight (lbs)	310	249	24.5 %			
Dressed weight (lbs)	184	144	27.8 %			

Source : USDA

#### Pennsylvania Calf Auction

		October 14, 2023			
		\$ / 100 lbs			
		Weight	Head	Min	Max
Number 1	- 89 lbs		65	300.00	650.00
	90 - 120 lbs		189	300.00	450.00
	+ 120 lbs		10	310.00	370.00
Beef Cross			61	385.00	870.00
	Number 2				
	- 100 lbs		28	200.00	385.00
	+ 100 lbs		22	220.00	345.00
	Beef Cross		28	650.00	740.00
Number 3	- 100 lbs		17	130.00	350.00
	+ 100 lbs		2	300.00	310.00
	Beef Cross		0	0.00	0.00

\* Does not include all head sold

#### North East & North Central

(Veal Carcass, Hot Basis – Paid to Producer (Hide off, 255-315 lbs))

Special fed : milk fed, nature

\$US / 100 lbs	Weighted Average	Min	Max
Non-Packer & Packers Owned	442.17	435.00	460.00

Source : USDA

Source : USDA