



Veal Supply at a Glance - Canada

For week ending October 14, 2023

Quebec Live Auction											
	Number	2023			Number	2022			Volume (YTD)		
		Price (\$ / 100 lbs)	Price (\$ / 100 lbs)	Price (\$ / 100 lbs)		Price (\$ / 100 lbs)	Price (\$ / 100 lbs)	Price (\$ / 100 lbs)	head	head	% chg
Dairy Calves	(head)	Average	Min	Max	(head)	Average	Min	Max	2023	2022	% chg
Holstein Male											
Good 90 -120 lbs	555	486.00	390.00	585.00	430	133.00	120.00	155.00	20 537	18 573	10.6 %
Good 121 - 140 lbs	171	464.00	360.00	590.00	146	136.00	120.00	155.00	6 428	6 604	-2.7 %
Average 90 - 140 lbs	323	410.00	290.00	540.00	388	136.00	80.00	145.00	15 470	15 223	1.6 %
Misc. - All weights	212	136.00	20.00	300.00	126	44.00	20.00	80.00	6 964	7 033	-1.0 %
Holstein Female											
Good 90 -120 lbs	57	395.00	300.00	480.00	21	112.00	50.00	175.00	1 801	1 558	15.6 %
Other milk breeds (all weights)	33	256.00	38.00	500.00	21	75.00	30.00	150.00	810	737	9.9 %
Crossbreeds dairy-butcher (all weights)	664	882.00	700.00	1 010.00	518	327.00	150.00	450.00	23 793	19 549	21.7 %
A2 Grain fed veal cattle (hide off)	1,256	395.00	n/a	n/a	1,239	340.00	n/d	n/d	57 143	54 746	4.4 %
688 lbs live / 375-419 lbs hide off											

Source: Les producteurs de bovins du Québec

Ontario Live Auction											
	Number	2023			Number	2022			Volume (YTD)		
		Price (\$ / 100 lbs)	Price (\$ / 100 lbs)	Price (\$ / 100 lbs)		Price (\$ / 100 lbs)	Price (\$ / 100 lbs)	Price (\$ / 100 lbs)	head	head	% chg
+ 600 lbs	552	233.78	211.39	253.36	475	188.30	167.67	205.81	23 859	25 629	-6.9 %
451 - 600 lbs	25	216.58	183.70	251.90	40	144.65	119.98	164.32	1 071	1 338	-20.0 %
301 - 450 lbs	67	319.18	211.61	424.22	26	169.97	127.08	259.47	1 141	1 226	-6.9 %
126 - 300 lbs	131	446.21	299.43	674.04	100	150.81	90.10	277.43	5 170	5 422	-4.6 %
- 125 lbs	913	557.86	360.14	855.90	739	159.01	93.90	331.88	33 565	33 600	-0.1 %

Federally Inspected Slaughter									
	Weekly			Year to date			Carcass Weight lbs (Jan-September)		
	2023	2022	% chg	2023	2022	% chg	2023	2022	% chg
Quebec	2 484	2 581	-3.8 %	124 047	122 774	1.0 %	368	354	4.1 %
Rest of Canada	0	0	-	0	1	-	-	-	-
Canada	2 484	2 581	-3.8 %	124 047	122 775	1.0 %	368	354	4.1 %

Source: Canadian Beef Grading Agency

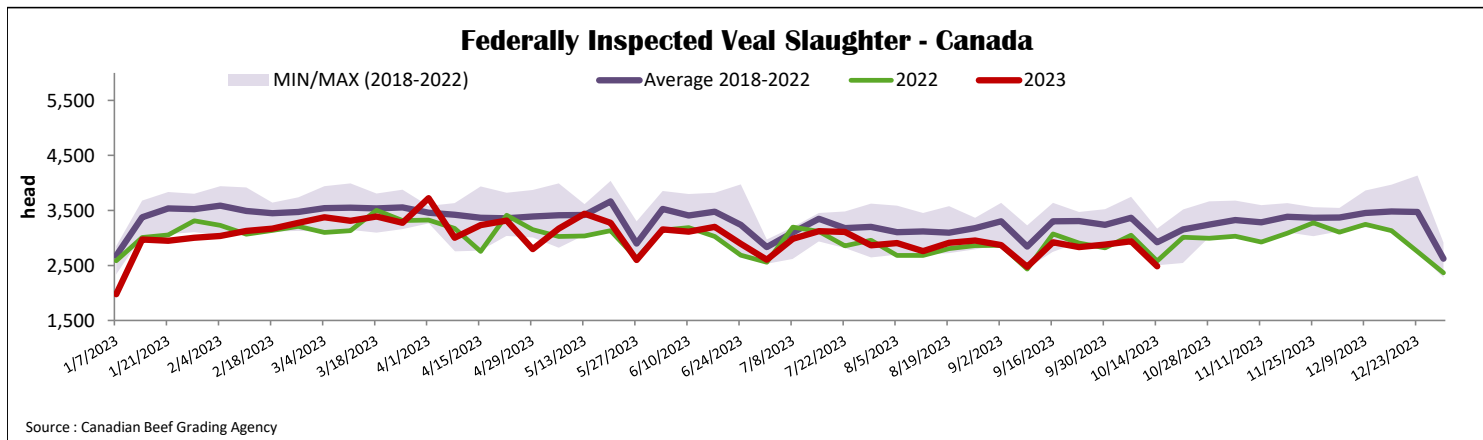
Source: Canadian Food Inspection Agency (CFIA)

Domestic Exports				
Total veal (tonnes)	Jan. 1 - Aug. 31, 2023			
	2023	2022	% chg	
United States	2 497	2 396	4.2 %	
United Arab Emirates	105	127	-17.7 %	
Qatar	5	3	-	
Others	0	3	-	
Total	2 607	2 530	3.1 %	

Source: Statistics Canada

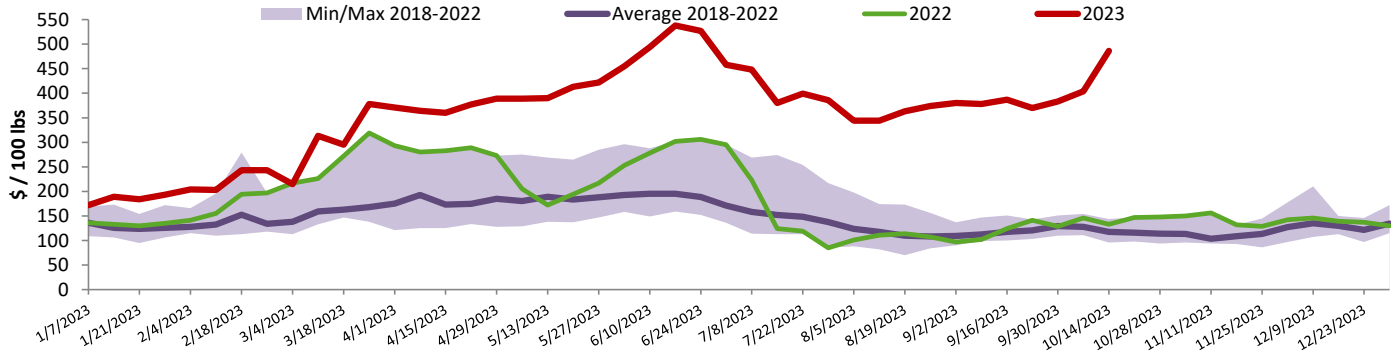
Imports				
Total veal (tonnes)	Jan. 1 - Oct. 14, 2023			
	2023	2022	% chg	
New Zealand	1 020	838	21.6 %	
United States	504	461	9.3 %	
Australia	0	0	-	
EU-27				
Netherlands	497	411	20.8 %	
Others	222	242	-8.3 %	
EU-27 total	719	654	10.0 %	
Others	0	1	-	
Total	2 243	1 954	14.8 %	

Source: CFIA



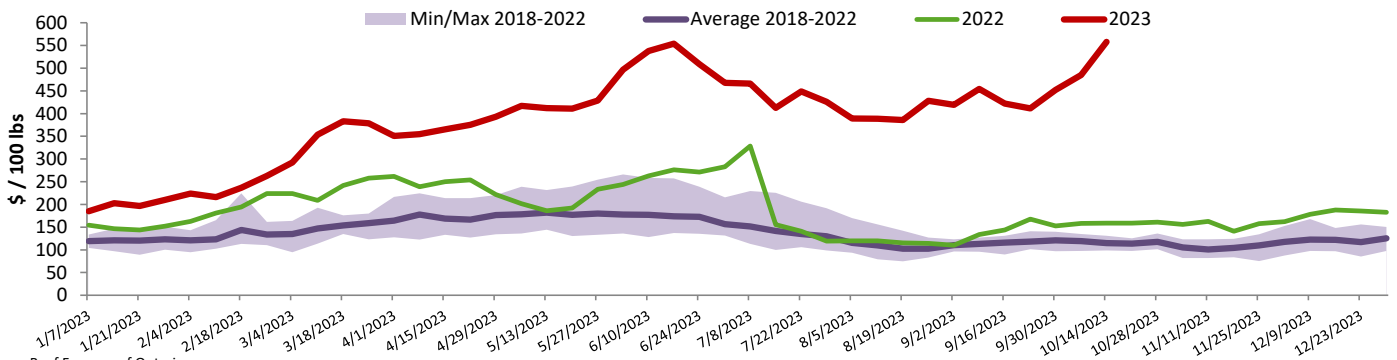


Quebec Calf Prices - Male: Good 90-120 lbs



Source : Les producteurs de bovins du Québec

Ontario Calf Prices - 125 lbs and less



Source : Beef Farmers of Ontario

United States

Week ending October 7, 2023

Federally Inspected Slaughter

	Weekly			Year to date		
	2023	2022	% chg	2023	2022	% chg
Milk-fed or nature						
North East & North Central*	2 712	2 705	0.3 %	97 177	111 805	-13.1 %
Other calves	2 346	4 386	-46.5 %	131 075	163 579	-19.9 %
	5 058	7 091	-28.7 %	228 252	275 384	-17.1 %
Production						
Calves (million lbs)	1.0	1.1	-9.1 %	36.0	40.4	-10.9 %
Live weight (lbs)	320	257	24.5 %			
Dressed weight (lbs)	190	149	27.5 %			

Source : USDA

Pennsylvania Calf Auction

Graded Holstein Bull Calves* October 7, 2023

	Weight	Head	\$ / 100 lbs	
			Min	Max
Number 1	- 89 lbs	54	300.00	400.00
	90 - 120 lbs	126	300.00	675.00
	+ 120 lbs	5	300.00	365.00
Beef Cross		44	585.00	800.00
Number 2	- 100 lbs	31	230.00	375.00
	+ 100 lbs	10	250.00	345.00
	Beef Cross	36	600.00	975.00
Number 3	- 100 lbs	16	100.00	360.00
	+ 100 lbs	2	235.00	300.00
	Beef Cross	0	0.00	0.00

* Does not include all head sold

North East & North Central

(Veal Carcass, Hot Basis – Paid to Producer (Hide off, 255-315 lbs))

	Weighted Average	Min	Max
Special fed : milk fed, nature			
\$US / 100 lbs			
Non-Packer & Packers Owned	441.32	435.00	450.00

Source : USDA

Source : USDA