



Veal Supply at a Glance - Canada

For week ending October 7, 2023

Quebec Live Auction											
	Number	2023			Number	2022			Volume (YTD)		
		Price (\$ / 100 lbs)				Price (\$ / 100 lbs)			head		
Dairy Calves	(head)	Average	Min	Max	(head)	Average	Min	Max	2023	2022	% chg
Holstein Male											
Good 90 -120 lbs	583	404.00	370.00	445.00	506	146.00	120.00	165.00	19 982	18 143	10.1 %
Good 121 - 140 lbs	140	382.00	330.00	435.00	154	148.00	115.00	165.00	6 257	6 458	-3.1 %
Average 90 - 140 lbs	286	337.00	250.00	405.00	382	119.00	80.00	160.00	15 147	14 835	2.1 %
Misc. - All weights	160	148.00	13.00	350.00	145	49.00	20.00	100.00	6 752	6 907	-2.2 %
Holstein Female											
Good 90 -120 lbs	51	331.00	240.00	395.00	35	100.00	50.00	190.00	1 744	1 537	13.5 %
Other milk breeds (all weights)	34	283.00	50.00	490.00	26	65.00	30.00	100.00	777	716	8.5 %
Crossbreeds dairy-butcher (all weights)	662	828.00	665.00	970.00	555	357.00	150.00	495.00	23 129	19 031	21.5 %
A2 Grain fed veal cattle (hide off)	1,430	395.00	n/a	n/a	1,257	335.00	n/d	n/d	55 887	53 507	4.4 %
688 lbs live / 375-419 lbs hide off											

Source: Les producteurs de bovins du Québec

Ontario Live Auction											
	Number	2023			Number	2022			Volume (YTD)		
		Price (\$ / 100 lbs)				Price (\$ / 100 lbs)			head		
	(head)	Average	Min	Max	(head)	Average	Min	Max	2023	2022	% chg
+ 600 lbs	469	233.85	211.60	257.48	469	186.19	166.89	211.25	23 307	25 154	-7.3 %
451 - 600 lbs	12	190.75	170.00	203.25	22	151.60	129.34	175.50	1 046	1 298	-19.4 %
301 - 450 lbs	33	321.42	202.88	376.89	39	207.85	131.15	277.81	1 074	1 200	-10.5 %
126 - 300 lbs	126	343.34	210.75	567.93	115	166.92	106.16	297.34	5 039	5 322	-5.3 %
- 125 lbs	912	485.05	295.95	786.33	756	158.03	99.04	353.35	32 652	32 861	-0.6 %

Federally Inspected Slaughter									
	Weekly	Year to date			Carcass Weight lbs (Jan-August)				
		2023	2022	% chg	2023	2022	% chg		
Quebec	2 937	3 047	-3.6 %	121 563	120 193	1.1 %	369	354	4.3 %
Rest of Canada	0	0	-	0	1	-	-	-	-
Canada	2 937	3 047	-3.6 %	121 563	120 194	1.1 %	369	354	4.3 %

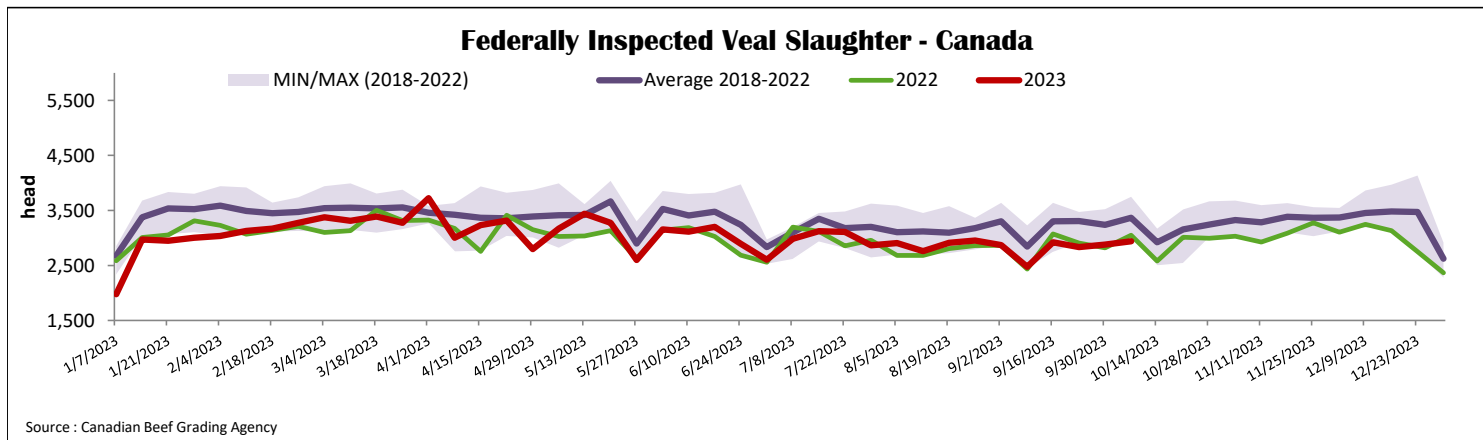
Source: Canadian Beef Grading Agency

Domestic Exports				
Total veal (tonnes)	Jan. 1 - Aug. 31, 2023	2023	2022	% chg
United States		2 497	2 396	4.2 %
United Arab Emirates		105	127	-17.7 %
Qatar		5	0	-
Others		0	7	-
Total		2 607	2 530	3.1 %

Source: Statistics Canada

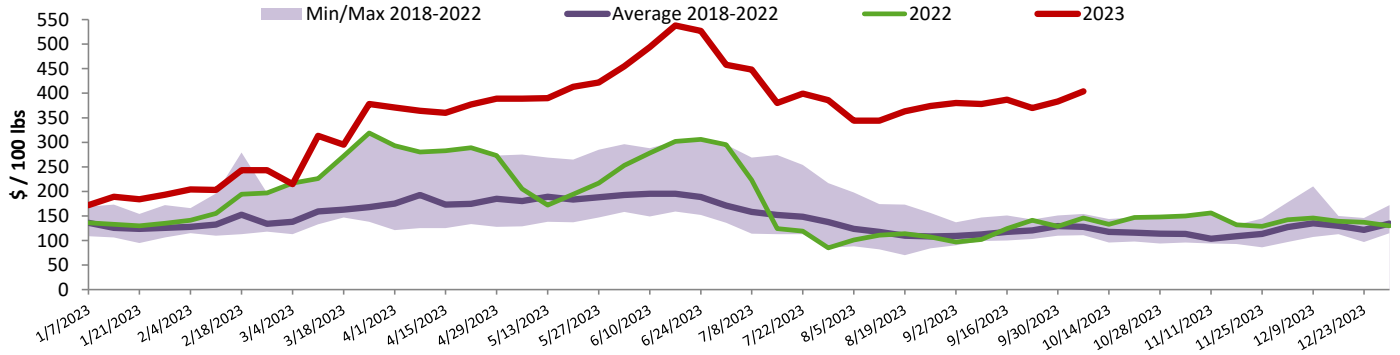
Imports				
Total veal (tonnes)	Jan. 1 - Oct. 7, 2023	2023	2022	% chg
New Zealand		837	631	32.6 %
United States		503	424	18.5 %
Australia		0	0	-
EU-27				
Netherlands		481	411	16.9 %
Others		203	242	-16.1 %
EU-27 total		684	654	4.6 %
Others		0	1	-
Total		2 023	1 710	18.3 %

Source: CFIA



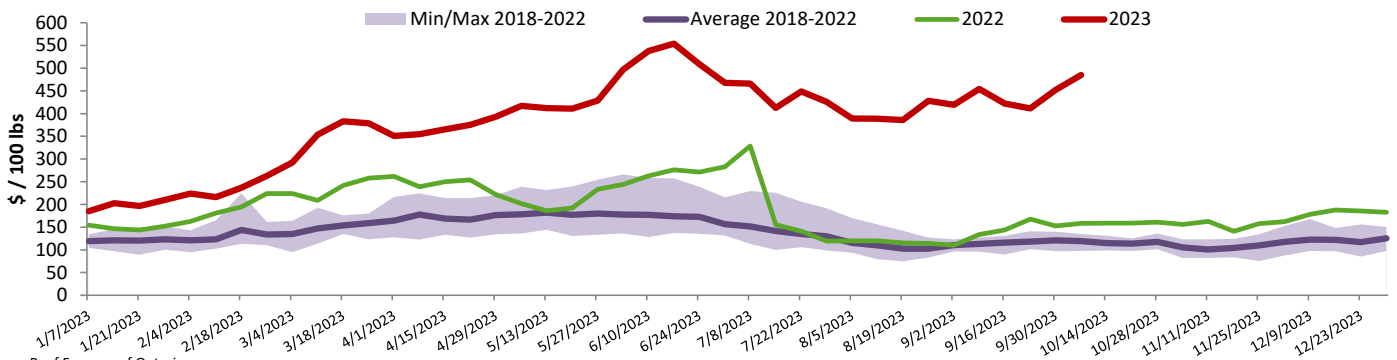


Quebec Calf Prices - Male: Good 90-120 lbs



Source : Les producteurs de bovins du Québec

Ontario Calf Prices - 125 lbs and less



Source : Beef Farmers of Ontario

United States

Week ending September 30, 2023

Federally Inspected Slaughter

	Weekly			Year to date		
	2023	2022	% chg	2023	2022	% chg
Milk-fed or nature						
North East & North Central*	2 533	2 521	0.5 %	94 465	109 100	-13.4 %
Other calves	2 361	4 052	-41.7 %	123 729	159 193	-22.3 %
	4 894	6 573	-25.5 %	218 194	268 293	-18.7 %
Production						
Calves (million lbs)	0.9	0.9	0.0 %	35.0	38.4	-8.9 %
Live weight (lbs)	315	236	33.5 %			
Dressed weight (lbs)	186	136	36.8 %			

Source : USDA

Pennsylvania Calf Auction

		September 30, 2023			
		\$ / 100 lbs			
		Weight	Head	Min	Max
Number 1	- 89 lbs	28		330.00	575.00
	90 - 120 lbs	75		300.00	675.00
	+ 120 lbs	0		0.00	0.00
	Beef Cross	32		600.00	800.00
Number 2	- 100 lbs	25		100.00	400.00
	+ 100 lbs	5		270.00	335.00
	Beef Cross	0		0.00	0.00
Number 3	- 100 lbs	7		170.00	325.00
	+ 100 lbs	3		190.00	275.00
	Beef Cross	0		0.00	0.00

* Does not include all head sold

North East & North Central

(Veal Carcass, Hot Basis – Paid to Producer (Hide off, 255-315 lbs))

	Weighted Average	Min	Max
Special fed : milk fed, nature			
\$US / 100 lbs			
Non-Packer & Packers Owned	441.38	435.00	450.00

Source : USDA

Source : USDA