



Veal Supply at a Glance - Canada

For week ending August 26, 2023

Quebec Live Auction											
	Number	2023			Number	2022			Volume (YTD)		
		Price (\$ / 100 lbs)				Price (\$ / 100 lbs)			head		
Dairy Calves	(head)	Average	Min	Max	(head)	Average	Min	Max	2023	2022	% chg
Holstein Male											
Good 90 -120 lbs	541	374.00	300.00	410.00	352	107.00	90.00	125.00	16 385	15 515	5.6 %
Good 121 - 140 lbs	144	360.00	310.00	400.00	100	113.00	100.00	125.00	5 377	5 709	-5.8 %
Average 90 - 140 lbs	402	316.00	205.00	380.00	225	79.00	60.00	105.00	12 943	13 129	-1.4 %
Misc. - All weights	181	121.00	20.00	280.00	102	41.00	30.00	65.00	5 649	6 090	-7.2 %
Holstein Female											
Good 90 -120 lbs	52	315.00	240.00	410.00	19	87.00	55.00	150.00	1 456	1 355	7.5 %
Other milk breeds (all weights)	21	223.00	50.00	390.00	11	57.00	20.00	80.00	581	593	-2.0 %
Crossbreeds dairy-butcher (all weights)	657	737.00	560.00	880.00	371	257.00	115.00	350.00	19 099	16 224	17.7 %
A2 Grain fed veal cattle (hide off)	1,358	362.00	n/a	n/a	1,270	314.00	n/d	n/d	48 007	46 123	4.1 %
688 lbs live / 375-419 lbs hide off											

Source: Les producteurs de bovins du Québec

Ontario Live Auction											
	Number	2023			Number	2022			Volume (YTD)		
		Price (\$ / 100 lbs)				Price (\$ / 100 lbs)			head		
	(head)	Average	Min	Max	(head)	Average	Min	Max	2023	2022	% chg
+ 600 lbs	515	203.70	180.45	223.28	663	164.84	145.30	183.52	20 086	21 971	-8.6 %
451 - 600 lbs	18	193.54	181.50	207.19	38	142.51	115.78	165.91	930	1 140	-18.4 %
301 - 450 lbs	19	322.65	202.62	401.31	25	176.97	127.52	241.72	878	971	-9.6 %
126 - 300 lbs	91	391.73	256.84	560.16	137	148.32	92.89	247.08	4 255	4 604	-7.6 %
- 125 lbs	836	428.17	256.68	747.79	929	114.15	69.54	281.30	27 143	27 657	-1.9 %

Federally Inspected Slaughter									
	Weekly			Year to date			Carcass Weight lbs (Jan-July)		
	2023	2022	% chg	2023	2022	% chg	2023	2022	% chg
Quebec	2 954	2 860	3.3 %	104 645	103 047	1.6 %	370	355	4.0 %
Rest of Canada	0	0	-	0	1	-	-	-	-
Canada	2 954	2 860	3.3 %	104 645	103 048	1.5 %	370	355	4.0 %

Source: Canadian Beef Grading Agency

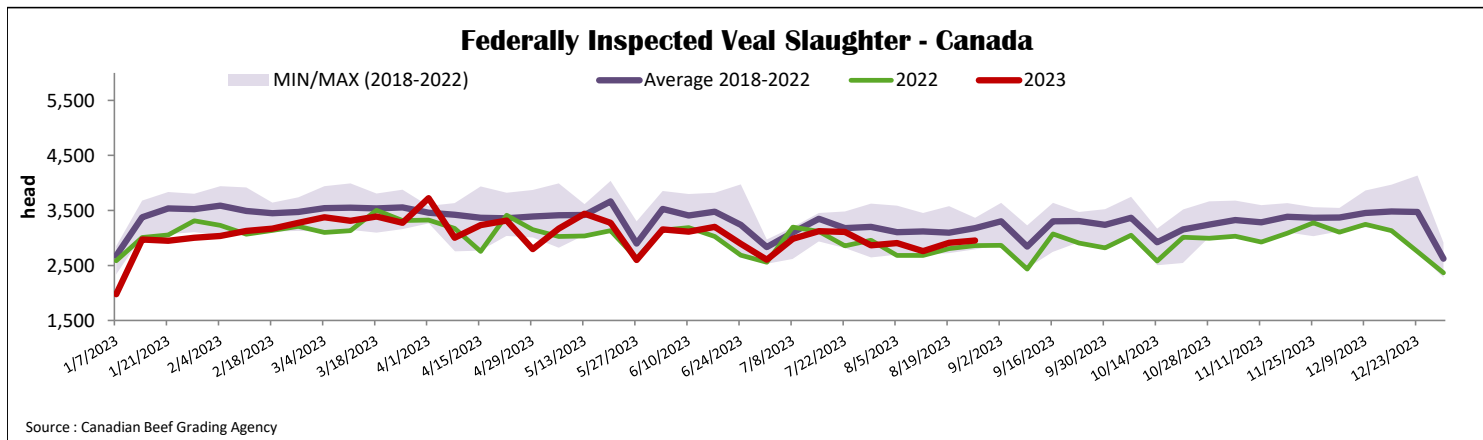
Source: Canadian Food Inspection Agency (CFIA)

Domestic Exports				
Total veal (tonnes)	Jan. 1 - June 30, 2023			
	2023	2022	% chg	
United States	1 937	1 791	8.1 %	
United Arab Emirates	84	109	-23.0 %	
Qatar	5	0	-	
Others	0	3	-	
Total	2 026	1 904	6.4 %	

Source: Statistics Canada

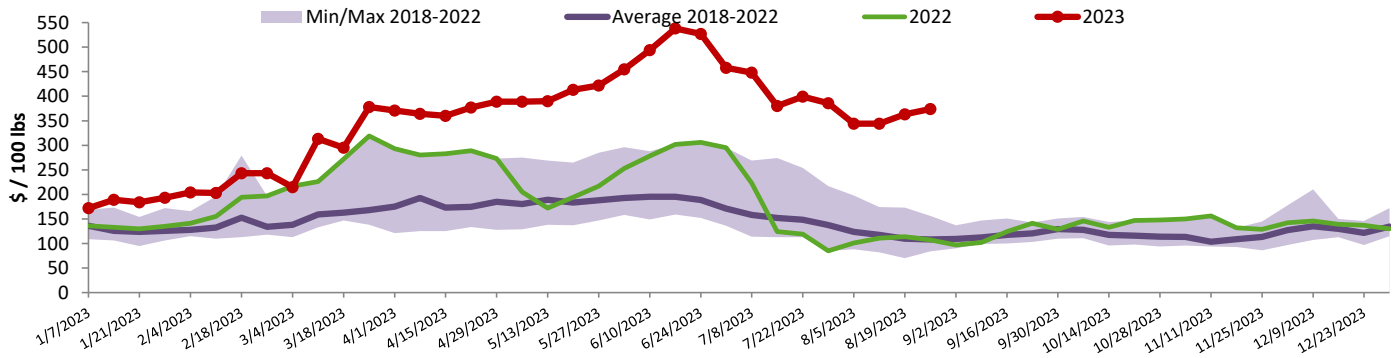
Imports			
Total veal (tonnes)	Jan. 1 - Aug. 26, 2023		
	2023	2022	% chg
United States	463	352	31.7 %
New Zealand	108	177	-39.0 %
Australia	0	0	-
EU-27			
Netherlands	322	339	-5.3 %
Others	131	192	-31.6 %
EU-27 total	453	531	-14.8 %
Others	0	1	-
Total	1 023	1 060	-3.5 %

Source: CFIA



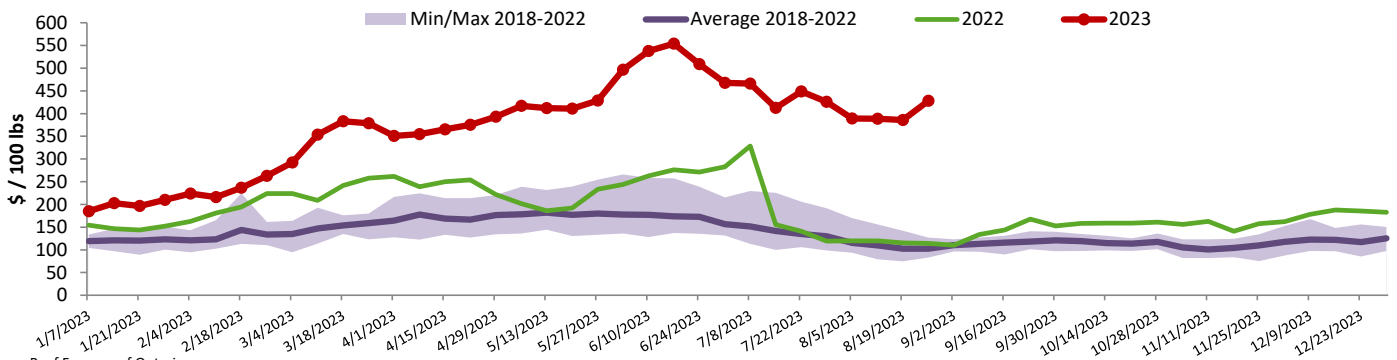


Quebec Calf Prices - Male: Good 90-120 lbs



Source : Les producteurs de bovins du Québec

Ontario Calf Prices - 125 lbs and less



Source : Beef Farmers of Ontario

United States

Week ending August 19, 2023

Federally Inspected Slaughter

	Weekly			Year to date		
	2023	2022	% chg	2023	2022	% chg
Milk-fed or nature						
North East & North Central*	2 653	2 883	-8.0 %	80 264	94 034	-14.6 %
Other calves	2 887	4 319	-33.2 %	106 964	132 119	-19.0 %
	5 540	7 202	-23.1 %	187 228	226 153	-17.2 %
Production						
Calves (million lbs)	0.9	1.0	-10.0 %	29.9	33.5	-10.7 %
Live weight (lbs)	274	243	12.8 %			
Dressed weight (lbs)	161	141	14.2 %			

Source : USDA

Pennsylvania Calf Auction

Graded Holstein Bull Calves* August 19, 2023

	Weight	Head	\$ / 100 lbs	
			Min	Max
Number 1	- 89 lbs	47	190.00	490.00
	90 - 120 lbs	136	250.00	350.00
	+ 120 lbs	0	0.00	0.00
Beef Cross		40	295.00	710.00
Number 2	- 100 lbs	40	180.00	500.00
	+ 100 lbs	33	220.00	285.00
	Beef Cross	6	300.00	575.00
Number 3	- 100 lbs	31	65.00	250.00
	+ 100 lbs	2	200.00	200.00
	Beef Cross	0	0.00	0.00

* Does not include all head sold

North East & North Central

(Veal Carcass, Hot Basis – Paid to Producer (Hide off, 255-315 lbs))

	Weighted Average	Min	Max
Special fed : milk fed, nature			
\$US / 100 lbs			
Non-Packer & Packers Owned	429.99	425.00	440.00

Source : USDA

Source : USDA