



Veal Supply at a Glance - Canada

For week ending August 19, 2023

Quebec Live Auction											
	2023				2022				Volume (YTD)		
	Number	Price (\$ / 100 lbs)			Number	Price (\$ / 100 lbs)			head		
Dairy Calves	(head)	Average	Min	Max	(head)	Average	Min	Max	2023	2022	% chg
Holstein Male											
Good 90 -120 lbs	583	363.00	320.00	395.00	295	114.00	100.00	125.00	15 844	15 163	4.5 %
Good 121 - 140 lbs	202	350.00	300.00	380.00	91	113.00	100.00	125.00	5 233	5 609	-6.7 %
Average 90 - 140 lbs	368	309.00	250.00	360.00	219	88.00	60.00	115.00	12 541	12 904	-2.8 %
Misc. - All weights	204	106.00	20.00	260.00	100	37.00	20.00	60.00	5 468	5 988	-8.7 %
Holstein Female											
Good 90 -120 lbs	59	285.00	220.00	355.00	26	91.00	40.00	140.00	1 404	1 336	5.1 %
Other milk breeds (all weights)	26	237.00	50.00	490.00	6	34.00	6.00	100.00	560	582	-3.8 %
Crossbreeds dairy-butcher (all weights)	658	605.00	400.00	720.00	612	214.00	80.00	370.00	18 442	15 853	16.3 %
A2 Grain fed veal cattle (hide off)	1,220	360.00	n/a	n/a	1,372	312.00	n/d	n/d	46 649	44 853	4.0 %
688 lbs live / 375-419 lbs hide off											

Source: Les producteurs de bovins du Québec

Ontario Live Auction											
	2023				2022				Volume (YTD)		
	Number	Price (\$ / 100 lbs)			Number	Price (\$ / 100 lbs)			head		
	(head)	Average	Min	Max	(head)	Average	Min	Max	2023	2022	% chg
+ 600 lbs	617	197.53	175.20	218.82	535	160.14	138.28	175.71	19 571	21 308	-8.2 %
451 - 600 lbs	17	158.48	112.71	183.94	30	137.81	109.83	166.83	912	1 102	-17.2 %
301 - 450 lbs	24	218.25	174.58	267.60	38	149.97	124.97	197.34	859	946	-9.2 %
126 - 300 lbs	158	308.53	186.32	527.94	111	122.28	79.34	242.64	4 164	4 467	-6.8 %
- 125 lbs	992	385.92	257.88	600.08	811	115.37	67.41	267.25	26 307	26 728	-1.6 %

Federally Inspected Slaughter									
	Weekly			Year to date			Carcass Weight lbs (Jan-June)		
	2023	2022	% chg	2023	2022	% chg	2023	2022	% chg
Quebec	2 910	2 806	3.7 %	101 691	100 187	1.5 %	371	356	4.3 %
Rest of Canada	0	0	-	0	1	-	-	-	-
Canada	2 910	2 806	3.7 %	101 691	100 188	1.5 %	371	356	4.3 %

Source: Canadian Beef Grading Agency

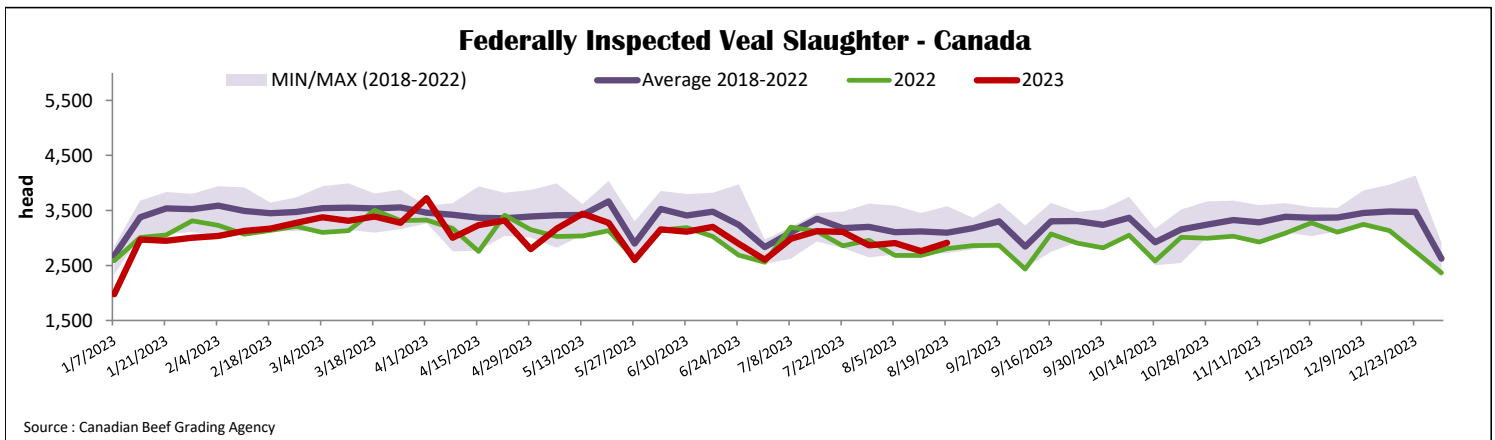
Source: Canadian Food Inspection Agency (CFIA)

Domestic Exports				
Total veal (tonnes)	Jan. 1 - June 30, 2023			
	2023	2022	% chg	
United States	1 937	1 791	8.1 %	
United Arab Emirates	84	109	-23.0 %	
Qatar	5	0	-	
Others	0	3	-	
Total	2 026	1 904	6.4 %	

Imports				
Total veal (tonnes)	Jan. 1 - Aug. 19, 2023			
	2023	2022	% chg	
United States	462	327	41.0 %	
New Zealand	32	139	-77.3 %	
Australia	0	0	-	
EU-27				
Netherlands	322	313	2.7 %	
Others	131	170	-23.0 %	
EU-27 total	453	483	-6.4 %	
Others	0	1	-	
Total	946	950	-0.5 %	

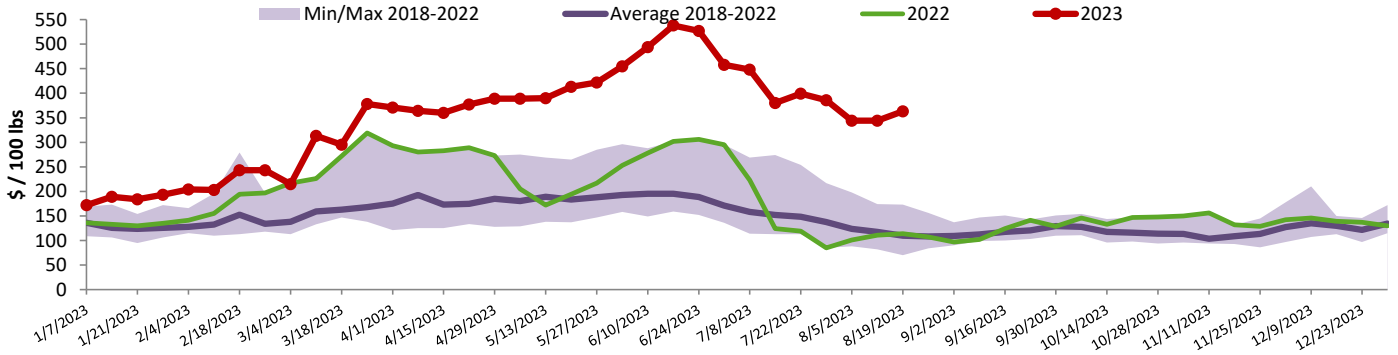
Source: Statistics Canada

Source: CFIA



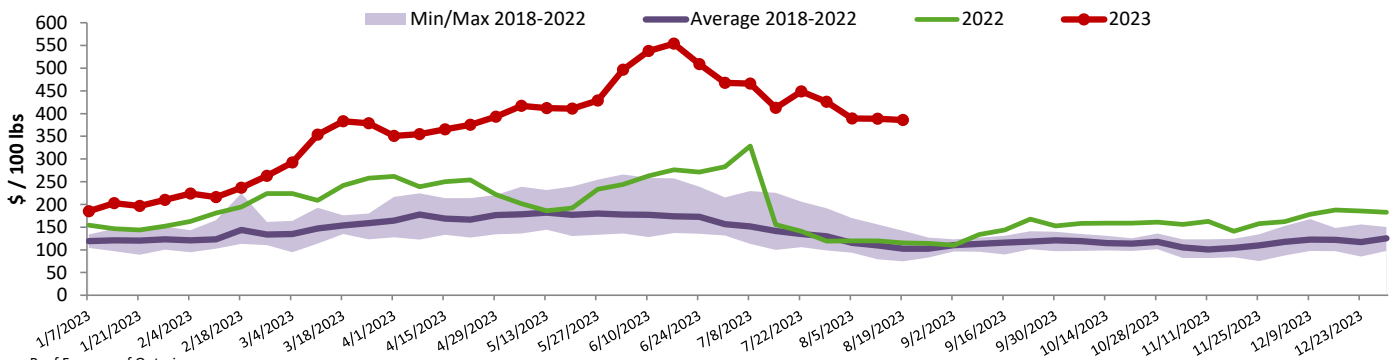


Quebec Calf Prices - Male: Good 90-120 lbs



Source : Les producteurs de bovins du Québec

Ontario Calf Prices - 125 lbs and less



Source : Beef Farmers of Ontario

United States

Week ending August 12, 2023

Federally Inspected Slaughter

	Weekly			Year to date		
	2023	2022	% chg	2023	2022	% chg
Milk-fed or nature						
North East & North Central*	2 434	2 560	-4.9 %	77 611	91 151	-14.9 %
Other calves	3 433	4 407	-22.1 %	104 077	127 800	-18.6 %
	5 867	6 967	-15.8 %	181 688	218 951	-17.0 %
Production						
Calves (million lbs)	1.0	0.9	11.1 %	29.0	32.5	-10.8 %
Live weight (lbs)	277	237	16.9 %			
Dressed weight (lbs)	163	137	19.0 %			

Source : USDA

Pennsylvania Calf Auction

Graded Holstein Bull Calves* August 12, 2023

	Weight	Head	\$ / 100 lbs	
			Min	Max
Number 1	- 89 lbs	50	200.00	375.00
	90 - 120 lbs	212	95.00	345.00
	+ 120 lbs	15	250.00	305.00
Beef Cross		70	380.00	700.00
Number 2	- 100 lbs	92	120.00	295.00
	+ 100 lbs	51	100.00	285.00
	Beef Cross	27	325.00	575.00
Number 3	- 100 lbs	114	100.00	265.00
	+ 100 lbs	28	110.00	265.00
	Beef Cross	0	0.00	0.00

* Does not include all head sold

North East & North Central

(Veal Carcass, Hot Basis – Paid to Producer (Hide off, 255-315 lbs))

Special fed : milk fed, nature	Weighted Average	Min	Max
\$US / 100 lbs			
Non-Packer & Packers Owned	427.01	425.00	435.00

Source : USDA

Source : USDA