



## Veal Supply at a Glance - Canada

For week ending August 12, 2023

Quebec Live Auction											
Dairy Calves	Number	2023			2022			Volume (YTD)			
		Price (\$ / 100 lbs)	Price (\$ / 100 lbs)	Price (\$ / 100 lbs)	Price (\$ / 100 lbs)	Price (\$ / 100 lbs)	Price (\$ / 100 lbs)	head	head	% chg	
Holstein Male	(head)	Average	Min	Max	(head)	Average	Min	Max	2023	2022	% chg
Good 90 -120 lbs	658	344.00	300.00	385.00	677	111.00	100.00	125.00	15 261	14 868	2.6 %
Good 121 - 140 lbs	230	337.00	300.00	375.00	248	116.00	100.00	135.00	5 031	5 518	-8.8 %
Average 90 - 140 lbs	522	272.00	200.00	350.00	416	83.00	50.00	115.00	12 173	12 685	-4.0 %
Misc. - All weights	289	94.00	20.00	215.00	294	38.00	20.00	67.00	5 264	5 888	-10.6 %
Holstein Female											
Good 90 -120 lbs	51	259.00	180.00	320.00	39	74.00	40.00	115.00	1 345	1 310	2.7 %
Other milk breeds (all weights)	17	157.00	45.00	335.00	19	67.00	20.00	115.00	534	576	-7.3 %
Crossbreeds dairy-butcher (all weights)	761	586.00	420.00	780.00	702	243.00	115.00	350.00	17 784	15 241	16.7 %
A2 Grain fed veal cattle (hide off)	1,324	360.00	n/a	n/a	1,136	310.00	n/d	n/d	45 429	43 481	4.5 %
688 lbs live / 375-419 lbs hide off											

Source: Les producteurs de bovins du Québec

Ontario Live Auction											
	Number	2023			2022			Volume (YTD)			
		Price (\$ / 100 lbs)	Price (\$ / 100 lbs)	Price (\$ / 100 lbs)	Price (\$ / 100 lbs)	Price (\$ / 100 lbs)	Price (\$ / 100 lbs)	head	head	% chg	
+ 600 lbs	(head)	Average	Min	Max	(head)	Average	Min	Max	2023	2022	% chg
451 - 600 lbs	571	191.75	174.11	210.44	703	157.40	133.94	176.50	18 954	20 773	-8.8 %
301 - 450 lbs	21	171.53	151.11	192.95	28	129.79	111.63	145.64	895	1 072	-16.5 %
126 - 300 lbs	19	232.47	167.63	343.29	24	197.43	148.39	230.77	835	908	-8.0 %
- 125 lbs	130	296.67	165.05	528.15	118	122.43	83.09	218.33	4 006	4 356	-8.0 %
	951	388.46	241.18	666.18	918	120.04	71.63	298.99	25 315	25 917	-2.3 %

Federally Inspected Slaughter										
	Weekly	Weekly			Year to date			Carcass Weight lbs (Jan-June)		
		2023	2022	% chg	2023	2022	% chg	2023	2022	% chg
Quebec		2 761	2 680	3.0 %	98 781	97 381	1.4 %	371	356	4.3 %
Rest of Canada		0	0	-	0	1	-	-	-	-
<b>Canada</b>		<b>2 761</b>	<b>2 680</b>	<b>3.0 %</b>	<b>98 781</b>	<b>97 382</b>	<b>1.4 %</b>	<b>371</b>	<b>356</b>	<b>4.3 %</b>

Source: Canadian Beef Grading Agency

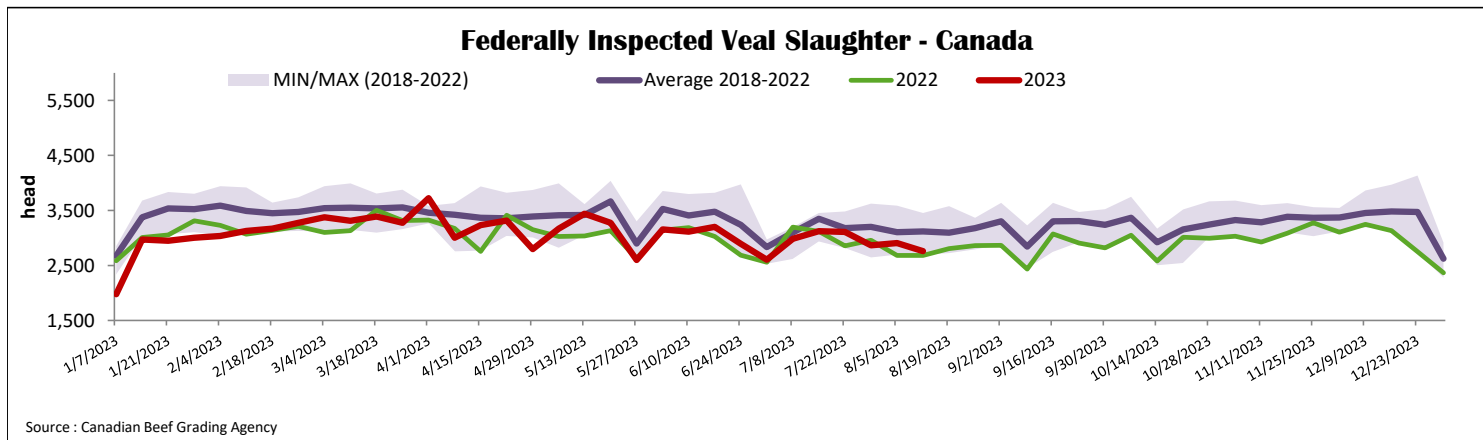
Source: Canadian Food Inspection Agency (CFIA)

Domestic Exports				
Total veal (tonnes)	Jan. 1 - June 30, 2023	2023	2022	% chg
United States		1 937	1 791	8.1 %
United Arab Emirates		84	109	-23.0 %
Qatar		5	0	-
Others		0	3	
<b>Total</b>		<b>2 026</b>	<b>1 904</b>	<b>6.4 %</b>

Imports				
Total veal (tonnes)	Jan. 1 - Aug. 12, 2023	2023	2022	% chg
United States		461	321	43.8 %
New Zealand		32	139	-77.3 %
Australia		0	0	
<b>EU-27</b>				
Netherlands		298	313	-4.7 %
Others		131	145	-9.9 %
<b>EU-27 total</b>		<b>429</b>	<b>459</b>	<b>-6.3 %</b>
Others		0	1	
<b>Total</b>		<b>922</b>	<b>919</b>	<b>0.4 %</b>

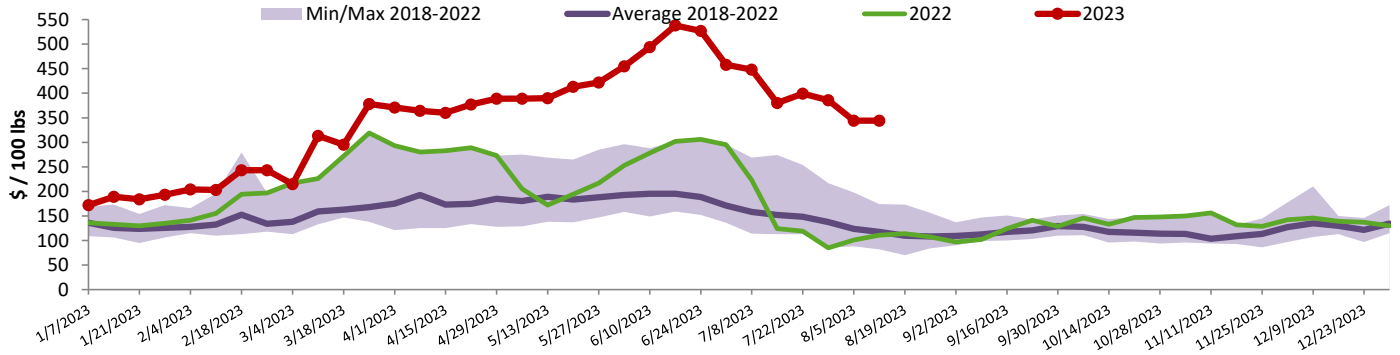
Source: Statistics Canada

Source: CFIA



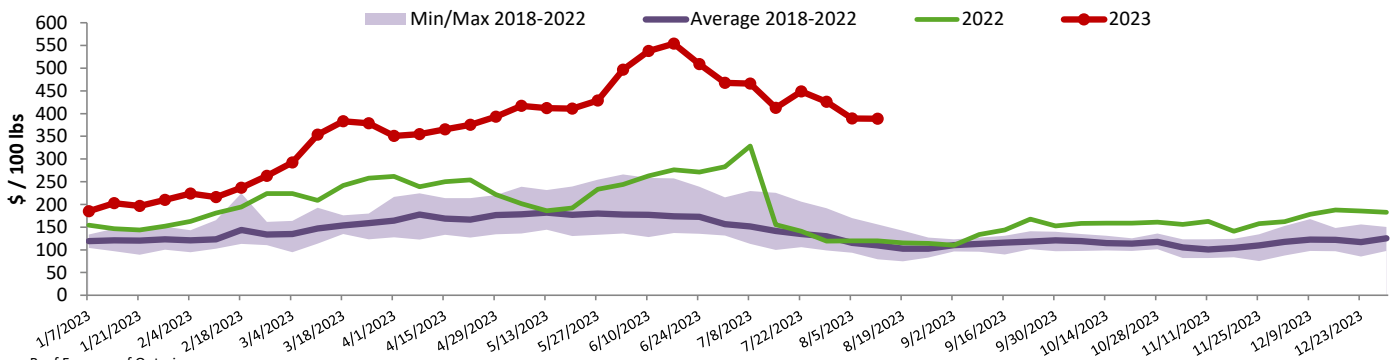


### Quebec Calf Prices - Male: Good 90-120 lbs



Source : Les producteurs de bovins du Québec

### Ontario Calf Prices - 125 lbs and less



Source : Beef Farmers of Ontario

### United States

Week ending August 5, 2023

#### Federally Inspected Slaughter

	Weekly			Year to date		
	2023	2022	% chg	2023	2022	% chg
Milk-fed or nature						
North East & North Central*	2 482	2 619	-5.2 %	75 177	88 591	-15.1 %
Other calves	3 201	4 663	-31.4 %	100 644	123 393	-18.4 %
	<b>5 683</b>	<b>7 282</b>	<b>-22.0 %</b>	<b>175 821</b>	<b>211 984</b>	<b>-17.1 %</b>
Production						
Calves (million lbs)	0.9	1.0	-10.0 %	28.0	31.6	-11.4 %
Live weight (lbs)	263	241	9.1 %			
Dressed weight (lbs)	155	139	11.5 %			

Source : USDA

#### Pennsylvania Calf Auction

Graded Holstein Bull Calves\* August 5, 2023

	Weight	Head	\$ / 100 lbs	
			Min	Max
Number 1	- 89 lbs	22	260.00	335.00
	90 - 120 lbs	147	195.00	315.00
	+ 120 lbs	0	0.00	0.00
Number 2	Beef Cross	79	260.00	675.00
	- 100 lbs	87	200.00	320.00
	+ 100 lbs	108	50.00	295.00
Number 3	Beef Cross	29	275.00	485.00
	- 100 lbs	35	10.00	310.00
	+ 100 lbs	16	100.00	260.00
	Beef Cross	0	0.00	0.00

\* Does not include all head sold

#### North East & North Central

(Veal Carcass, Hot Basis – Paid to Producer (Hide off, 255-315 lbs))

	Weighted Average	Min	Max
Special fed : milk fed, nature			
\$US / 100 lbs			
Non-Packer & Packers Owned	426.08	425.00	430.00

Source : USDA

Source : USDA