

Veal Supply at a Glance - Canada

For week ending July 8, 2023

Quebec Live Auction											
	2023				2022				Volume (YTD)		
	Number	Price (\$ / 100 lbs)			Number	Price (\$ / 100 lbs)			head		
Dairy Calves	(head)	Average	Min	Max	(head)	Average	Min	Max	2023	2022	% chg
Holstein Male											
Good 90 -120 lbs	548	448.00	360.00	485.00	472	223.00	140.00	285.00	12 717	12 307	3.3 %
Good 121 - 140 lbs	155	426.00	360.00	460.00	142	214.00	150.00	270.00	4 244	4 613	-8.0 %
Average 90 - 140 lbs	397	391.00	290.00	450.00	553	177.00	100.00	250.00	10 038	10 757	-6.7 %
Misc. - All weights	160	160.00	10.00	350.00	285	63.00	20.00	170.00	4 219	4 739	-11.0 %
Holstein Female											
Good 90 -120 lbs	60	403.00	350.00	460.00	32	144.00	80.00	220.00	1 094	1 143	-4.3 %
Other milk breeds (all weights)	20	238.00	75.00	420.00	24	79.00	20.00	160.00	455	453	0.4 %
Crossbreeds dairy-butcher (all weights)	631	670.00	515.00	840.00	544	328.00	190.00	445.00	14 499	12 548	15.5 %
A2 Grain fed veal cattle (hide off)	1,277	355.00	n/a	n/a	1,305	304.00	n/d	n/d	38 573	37 383	3.2 %
688 lbs live / 375-419 lbs hide off											

Source: Les producteurs de bovins du Québec

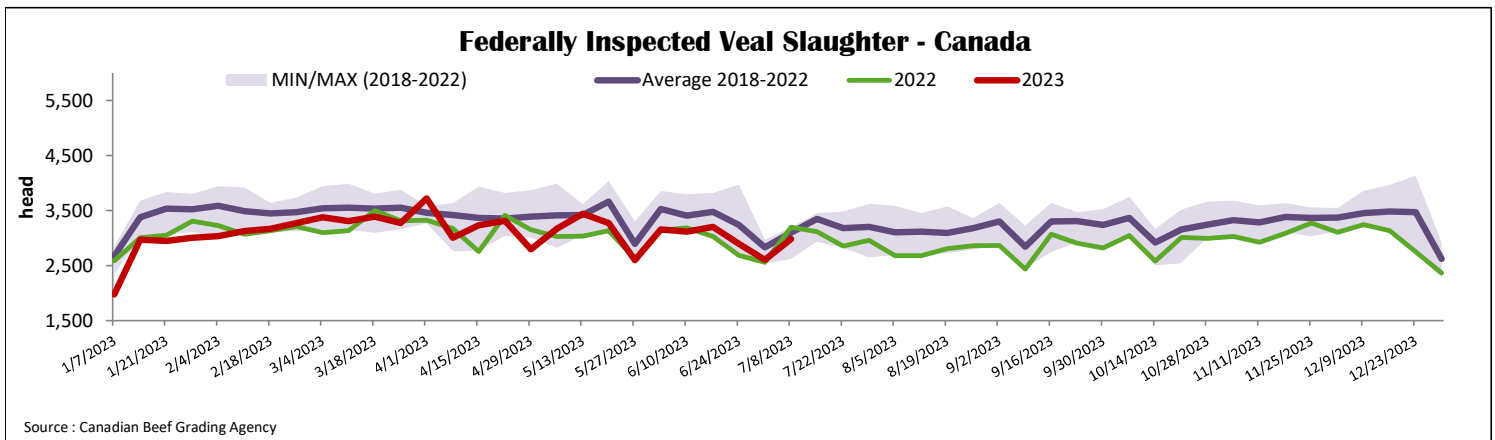
Ontario Live Auction											
	2023				2022				Volume (YTD)		
	Number	Price (\$ / 100 lbs)			Number	Price (\$ / 100 lbs)			head		
	(head)	Average	Min	Max	(head)	Average	Min	Max	2023	2022	% chg
+ 600 lbs	458	202.24	182.84	226.00	676	160.64	143.27	176.97	15 961	17 612	-9.4 %
451 - 600 lbs	36	171.57	153.53	182.78	30	134.26	119.17	151.17	789	963	-18.1 %
301 - 450 lbs	12	227.70	200.83	271.88	15	153.75	106.49	186.49	741	836	-11.4 %
126 - 300 lbs	102	399.94	268.33	616.13	142	184.04	118.53	310.68	3 359	3 748	-10.4 %
- 125 lbs	989	466.05	329.88	671.13	815	328.58	128.58	328.58	20 684	21 348	-3.1 %

Federally Inspected Slaughter									
	Weekly			Year to date			Carcass Weight lbs (Jan-May)		
	2023	2022	% chg	2023	2022	% chg	2023	2022	% chg
Quebec	2 987	3 198	-6.6 %	83 364	83 089	0.3 %	372	356	4.5 %
Rest of Canada	0	0	-	0	0	-	-	-	-
Canada	2 987	3 198	-6.6 %	83 364	83 089	0.3 %	372	356	4.5 %

Source: Canadian Beef Grading Agency / Source: Canadian Food Inspection Agency (CFIA)

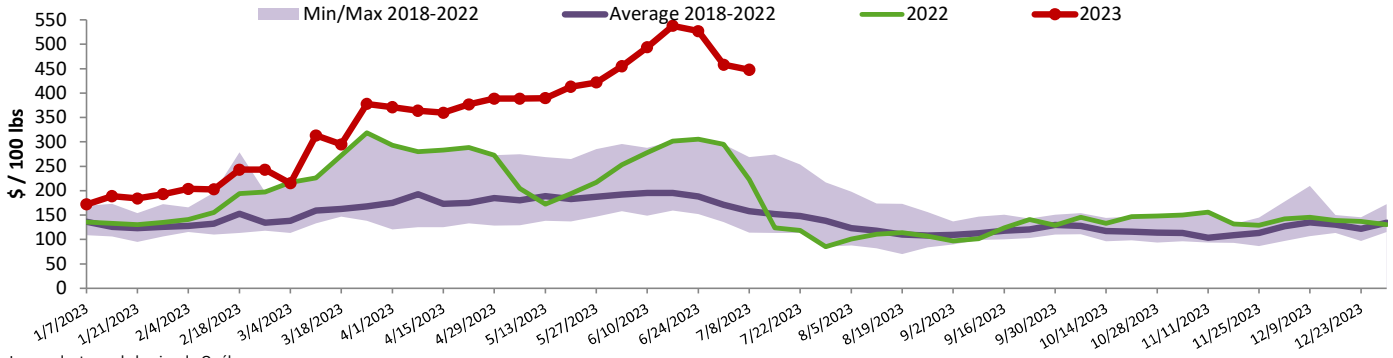
Domestic Exports					Imports						
Jan. 1 - May 31, 2023					Jan. 1 - July 8, 2023						
Total veal (tonnes)	2023	2022	% chg		2023	2022	% chg		2023	2022	% chg
United States	1 631	1 468	11.1 %	New Zealand	32	139	-77.3 %	United States	432	294	47.0 %
United Arab Emirates	75	85	-11.8 %	Australia	0	0		EU-27			
Qatar	5	0	-	Netherlands	245	280	-12.2 %	Others	95	144	-34.2 %
Others	0	3		EU-27 total	340	424	-19.7 %	Others	0	1	
Total	1 710	1 556	9.9 %	Total	804	857	-6.2 %				

Source: Statistics Canada / Source: CFIA



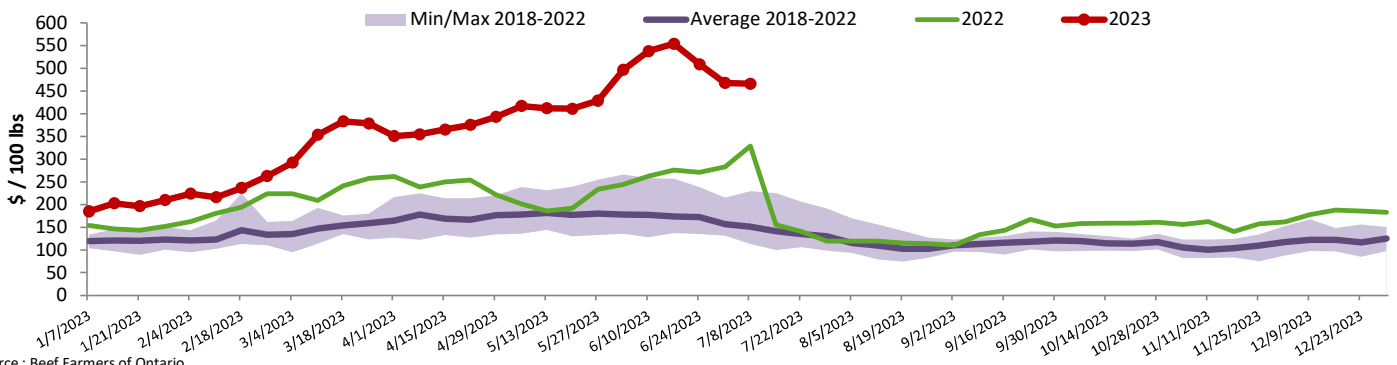


Quebec Calf Prices - Male: Good 90-120 lbs



Source : Les producteurs de bovins du Québec

Ontario Calf Prices - 125 lbs and less



Source : Beef Farmers of Ontario

United States

Week ending July 1, 2023

Federally Inspected Slaughter

	Weekly			Year to date		
	2023	2022	% chg	2023	2022	% chg
Milk-fed or nature						
North East & North Central*	2 303	2 569	-10.4 %	62 842	75 643	-16.9 %
Other calves	2 681	3 624	-26.0 %	90 000	101 709	-11.5 %
	4 984	6 193	-19.5 %	152 842	177 352	-13.8 %
Production						
Calves (million lbs)	0.8	0.9	-11.1 %	23.6	26.8	-11.9 %
Live weight (lbs)	262	258	1.6 %			
Dressed weight (lbs)	155	151	2.6 %			

Source : USDA

Pennsylvania Calf Auction

Graded Holstein Bull Calves* July 1, 2023

	Weight	Head	\$ / 100 lbs	
			Min	Max
Number 1	- 89 lbs	42	150.00	430.00
	90 - 120 lbs	182	230.00	475.00
	+ 120 lbs	8	260.00	300.00
Beef Cross		68	58.00	650.00
Number 2	- 100 lbs	89	105.00	310.00
	+ 100 lbs	48	200.00	355.00
Beef Cross		8	425.00	535.00
Number 3	- 100 lbs	51	55.00	275.00
	+ 100 lbs	25	100.00	250.00
Beef Cross		0	0.00	0.00

* Does not include all head sold

North East & North Central

(Veal Carcass, Hot Basis – Paid to Producer (Hide off, 255-315 lbs))

Special fed : milk fed, nature	Weighted Average	Min	Max
\$US / 100 lbs			
Non-Packer & Packers Owned	422.90	420.00	425.00

Source : USDA

Source : USDA