

## Veal Supply at a Glance - Canada

For week ending July 29, 2023

Quebec Live Auction											
	2023				2022				Volume (YTD)		
	Number	Price (\$ / 100 lbs)			Number	Price (\$ / 100 lbs)			head		
Dairy Calves	(head)	Average	Min	Max	(head)	Average	Min	Max	2023	2022	% chg
Holstein Male											
Good 90 -120 lbs	380	386.00	250.00	425.00	363	85.00	70.00	100.00	14 123	13 660	3.4 %
Good 121 - 140 lbs	119	374.00	300.00	405.00	128	92.00	75.00	110.00	4 649	5 088	-8.6 %
Average 90 - 140 lbs	409	321.00	135.00	400.00	272	68.00	45.00	90.00	11 271	11 901	-5.3 %
Misc. - All weights	202	144.00	30.00	280.00	233	36.00	20.00	60.00	4 788	5 424	-11.7 %
Holstein Female											
Good 90 -120 lbs	42	328.00	190.00	560.00	21	63.00	20.00	180.00	1 239	1 233	0.5 %
Other milk breeds (all weights)	13	245.00	140.00	390.00	13	81.00	35.00	150.00	512	547	-6.4 %
Crossbreeds dairy-butcher (all weights)	519	718.00	500.00	880.00	430	310.00	120.00	435.00	16 413	14 050	16.8 %
A2 Grain fed veal cattle (hide off)	1,314	360.00	n/a	n/a	1,152	306.00	n/d	n/d	42 627	41 022	3.9 %
688 lbs live / 375-419 lbs hide off											

Source: Les producteurs de bovins du Québec

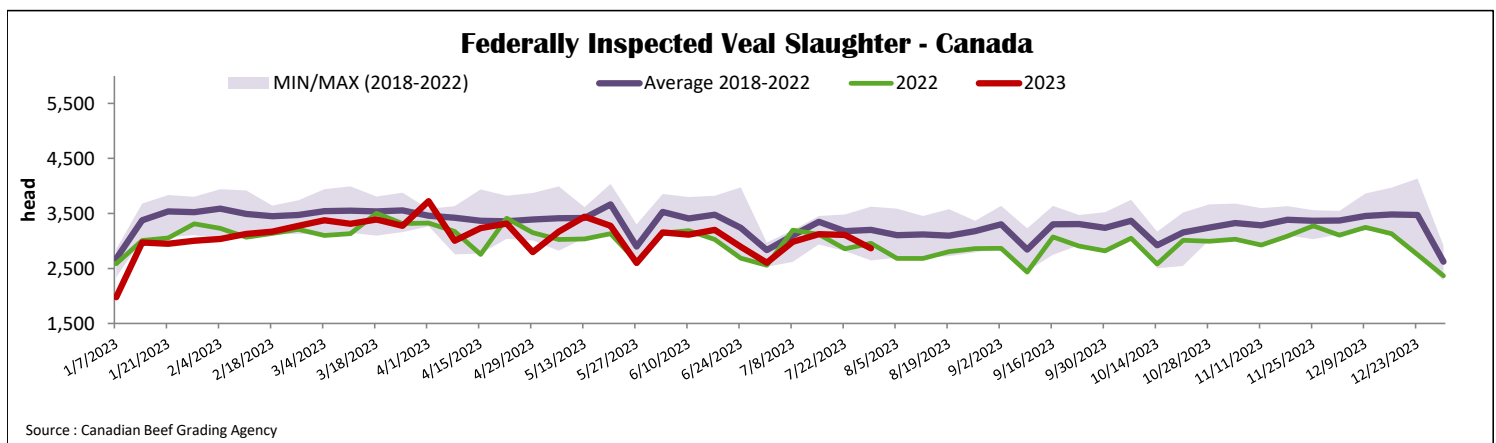
Ontario Live Auction											
	2023				2022				Volume (YTD)		
	Number	Price (\$ / 100 lbs)			Number	Price (\$ / 100 lbs)			head		
	(head)	Average	Min	Max	(head)	Average	Min	Max	2023	2022	% chg
+ 600 lbs	600	194.67	174.90	212.63	664	157.42	136.27	176.30	17 795	19 560	-9.0 %
451 - 600 lbs	23	174.45	155.54	186.06	17	132.68	118.26	144.20	849	1 024	-17.1 %
301 - 450 lbs	22	187.81	174.40	217.39	16	148.29	130.37	164.12	788	878	-10.3 %
126 - 300 lbs	112	281.75	169.31	495.76	101	128.19	76.83	286.05	3 737	4 107	-9.0 %
- 125 lbs	896	425.75	266.10	710.51	1 049	119.50	63.63	313.01	23 426	24 151	-3.0 %

Federally Inspected Slaughter									
	Weekly			Year to date			Carcass Weight lbs (Jan-June)		
	2023	2022	% chg	2023	2022	% chg	2023	2022	% chg
Quebec	2 864	2 956	-3.1 %	93 115	92 019	1.2 %	371	356	4.3 %
Rest of Canada	0	0	-	0	1	-	-	-	-
<b>Canada</b>	<b>2 864</b>	<b>2 956</b>	<b>-3.1 %</b>	<b>93 115</b>	<b>92 020</b>	<b>1.2 %</b>	<b>371</b>	<b>356</b>	<b>4.3 %</b>

Source: Canadian Beef Grading Agency

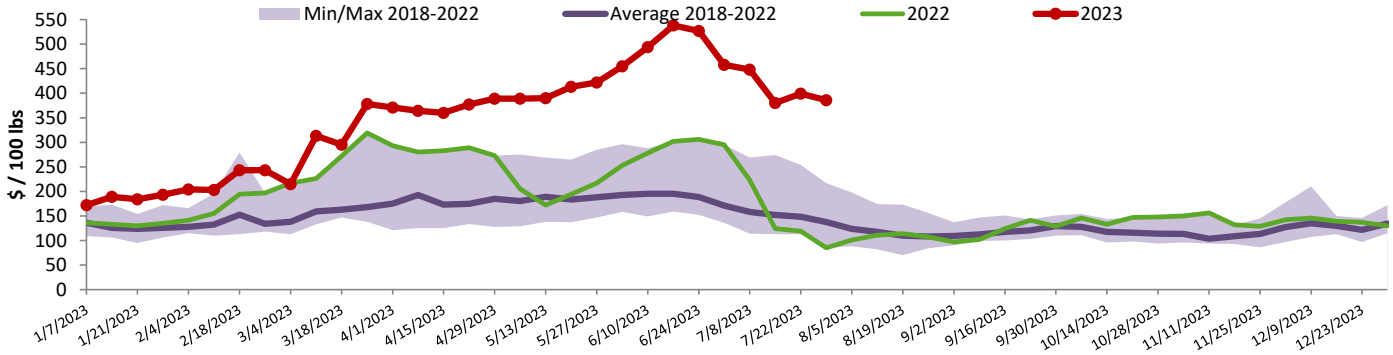
Domestic Exports					Imports				
Total veal (tonnes)	Jan. 1 - May 31, 2023				Total veal (tonnes)	Jan. 1 - July 29, 2023			
	2023	2022	% chg			2023	2022	% chg	
United States	1 631	1 468	11.1 %		441	301	46.7 %		
United Arab Emirates	75	85	-11.8 %		32	139	-77.3 %		
Qatar	5	0	-		0	0			
Others	0	3							
<b>Total</b>	<b>1 710</b>	<b>1 556</b>	<b>9.9 %</b>						

Source: Statistics Canada



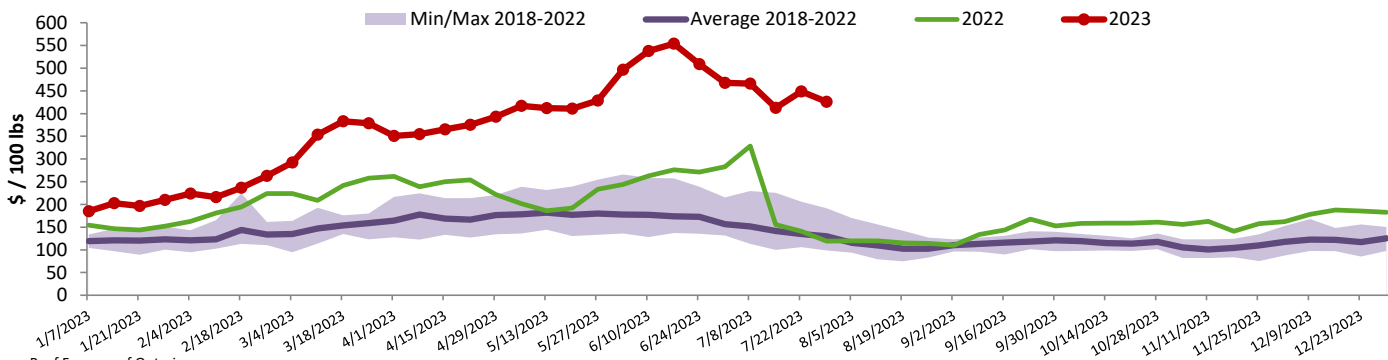


### Quebec Calf Prices - Male: Good 90-120 lbs



Source : Les producteurs de bovins du Québec

### Ontario Calf Prices - 125 lbs and less



Source : Beef Farmers of Ontario

### United States

Week ending July 22, 2023

#### Federally Inspected Slaughter

	Weekly			Year to date		
	2023	2022	% chg	2023	2022	% chg
Milk-fed or nature						
North East & North Central*	2 515	2 882	-12.7 %	69 856	83 388	-16.2 %
Other calves	2 863	4 351	-34.2 %	94 763	113 893	-16.8 %
	<b>5 378</b>	<b>7 233</b>	<b>-25.6 %</b>	<b>164 619</b>	<b>197 281</b>	<b>-16.6 %</b>
Production						
Calves (million lbs)	0.9	1.0	-10.0 %	26.2	29.6	-11.5 %
Live weight (lbs)	275	245	12.2 %			
Dressed weight (lbs)	162	143	13.3 %			

Source : USDA

#### Pennsylvania Calf Auction

Graded Holstein Bull Calves\* July 22, 2023

	Weight	Head	\$ / 100 lbs	
			Min	Max
Number 1	- 89 lbs	34	235.00	375.00
	90 - 120 lbs	168	210.00	360.00
	+ 120 lbs	10	225.00	295.00
Beef Cross	90		300.00	625.00
Number 2	- 100 lbs	64	150.00	315.00
	+ 100 lbs	37	175.00	330.00
	Beef Cross	32	225.00	525.00
Number 3	- 100 lbs	35	30.00	270.00
	+ 100 lbs	7	100.00	200.00
	Beef Cross	10	100.00	360.00

\* Does not include all head sold

#### North East & North Central

(Veal Carcass, Hot Basis – Paid to Producer (Hide off, 255-315 lbs))

Special fed : milk fed, nature	Weighted Average	Min	Max
\$US / 100 lbs			
Non-Packer & Packers Owned	424.12	420.00	425.00

Source : USDA

Source : USDA