

Veal Supply at a Glance - Canada

For week ending July 15, 2023

Quebec Live Auction											
	2023				2022				Volume (YTD)		
	Number	Price (\$ / 100 lbs)			Number	Price (\$ / 100 lbs)			head		
Dairy Calves	(head)	Average	Min	Max	(head)	Average	Min	Max	2023	2022	% chg
Holstein Male											
Good 90 -120 lbs	522	380.00	320.00	420.00	483	124.00	100.00	155.00	13 239	12 790	3.5 %
Good 121 - 140 lbs	159	383.00	325.00	430.00	167	126.00	100.00	160.00	4 403	4 780	-7.9 %
Average 90 - 140 lbs	429	326.00	200.00	400.00	447	102.00	60.00	135.00	10 467	11 204	-6.6 %
Misc. - All weights	163	132.00	30.00	300.00	274	53.00	30.00	100.00	4 382	5 013	-12.6 %
Holstein Female											
Good 90 -120 lbs	53	308.00	150.00	400.00	45	76.00	20.00	150.00	1 147	1 188	-3.5 %
Other milk breeds (all weights)	32	209.00	55.00	600.00	26	72.00	20.00	128.00	487	479	1.7 %
Crossbreeds dairy-butcher (all weights)	717	678.00	520.00	810.00	499	346.00	200.00	480.00	15 216	13 047	16.6 %
A2 Grain fed veal cattle (hide off)	1,372	355.00	n/a	n/a	1,233	306.00	n/d	n/d	39 945	38 616	3.4 %
688 lbs live / 375-419 lbs hide off											

Source: Les producteurs de bovins du Québec

Ontario Live Auction											
	2023				2022				Volume (YTD)		
	Number	Price (\$ / 100 lbs)			Number	Price (\$ / 100 lbs)			head		
	(head)	Average	Min	Max	(head)	Average	Min	Max	2023	2022	% chg
+ 600 lbs	627	195.57	179.15	212.22	671	158.06	136.70	174.91	16 588	18 283	-9.3 %
451 - 600 lbs	18	175.14	162.89	185.72	31	136.05	120.23	149.68	807	994	-18.8 %
301 - 450 lbs	12	192.58	175.96	207.83	11	130.19	109.48	152.20	753	847	-11.1 %
126 - 300 lbs	121	354.67	216.47	562.46	99	159.46	111.92	308.38	3 480	3 847	-9.5 %
- 125 lbs	1 065	412.53	260.89	649.84	861	155.32	98.40	373.41	21 749	22 209	-2.1 %

Federally Inspected Slaughter									
	Weekly			Year to date			Carcass Weight lbs (Jan-May)		
	2023	2022	% chg	2023	2022	% chg	2023	2022	% chg
Quebec	3 123	3 198	-2.3 %	83 364	83 089	0.3 %	372	356	4.5 %
Rest of Canada	0	0	-	0	0	-	-	-	-
Canada	3 123	3 198	-2.3 %	83 364	83 089	0.3 %	372	356	4.5 %

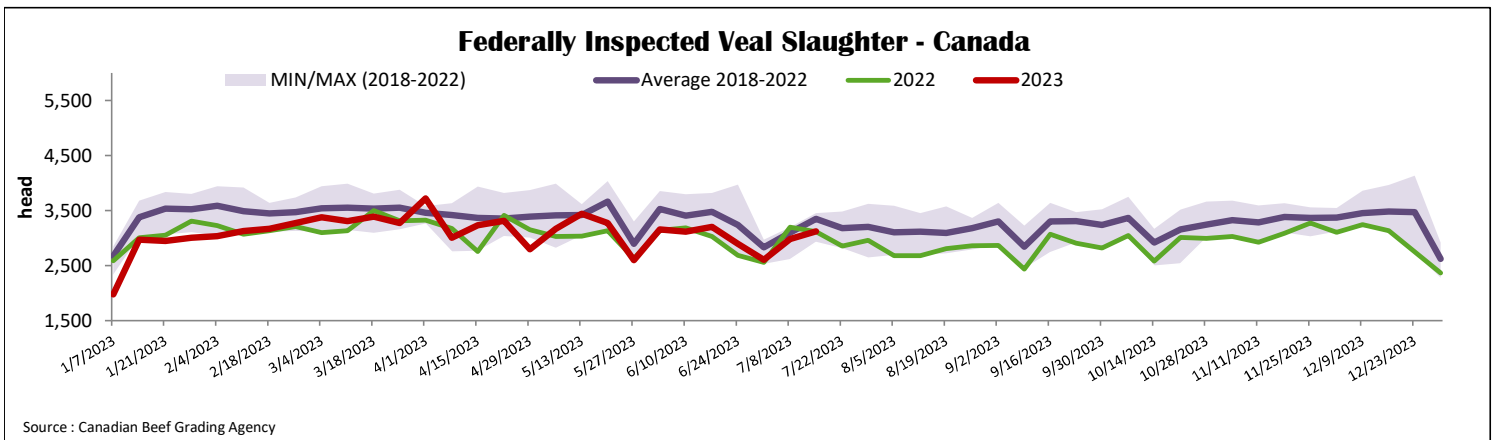
Source: Canadian Beef Grading Agency / Source: Canadian Food Inspection Agency (CFIA)

Domestic Exports				
Total veal (tonnes)	Jan. 1 - May 31, 2023			
	2023	2022	% chg	
United States	1 631	1 468	11.1 %	
United Arab Emirates	75	85	-11.8 %	
Qatar	5	0	-	
Others	0	3	-	
Total	1 710	1 556	9.9 %	

Source: Statistics Canada

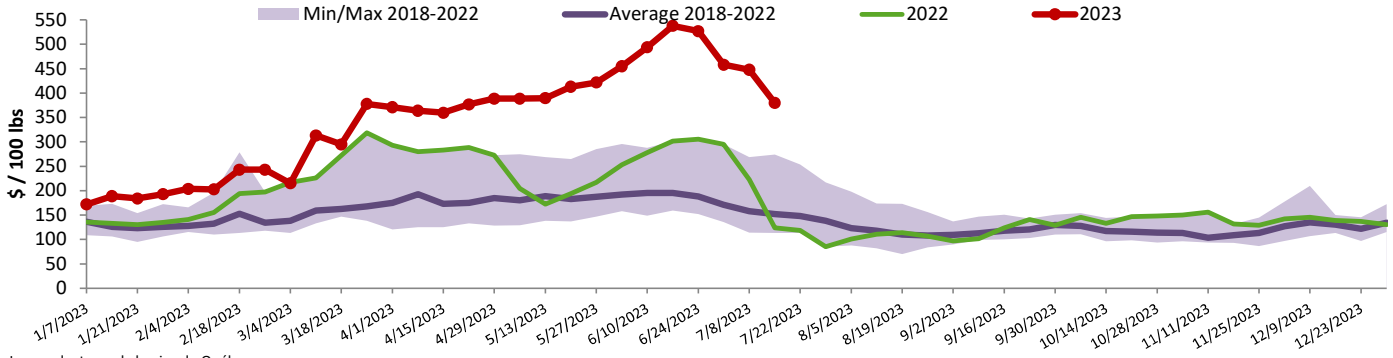
Imports			
Total veal (tonnes)	Jan. 1 - July 15, 2023		
	2023	2022	% chg
New Zealand	32	139	-77.3 %
United States	434	294	47.6 %
Australia	0	0	-
EU-27			
Netherlands	254	305	-16.6 %
Others	119	144	-17.5 %
EU-27 total	373	449	-16.9 %
Others	0	1	-
Total	839	882	-4.9 %

Source: CFIA



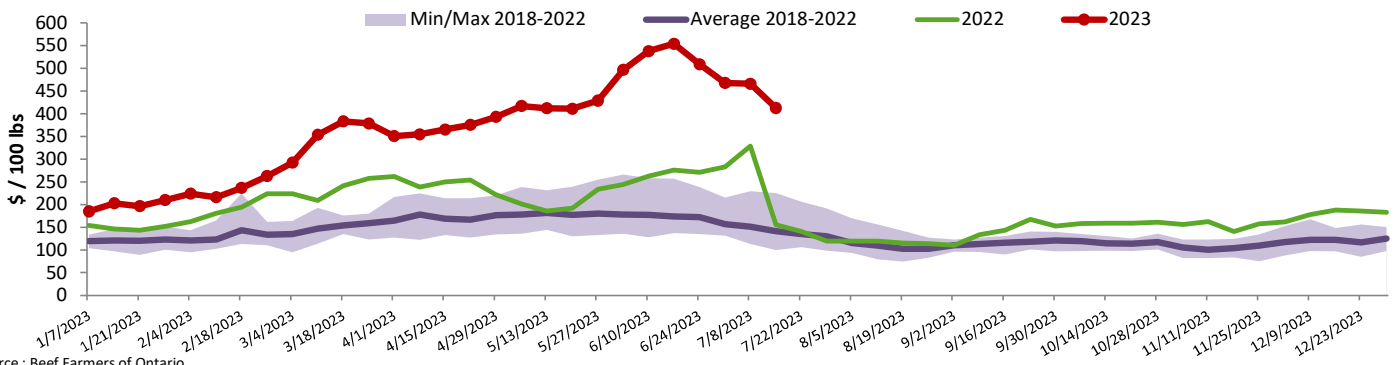


Quebec Calf Prices - Male: Good 90-120 lbs



Source : Les producteurs de bovins du Québec

Ontario Calf Prices - 125 lbs and less



Source : Beef Farmers of Ontario

United States

Week ending July 8, 2023

Federally Inspected Slaughter

	Weekly			Year to date		
	2023	2022	% chg	2023	2022	% chg
Milk-fed or nature						
North East & North Central*	2 141	2 395	-10.6 %	64 983	78 038	-16.7 %
Other calves	2 860	3 797	-24.7 %	88 860	105 506	-15.8 %
	5 001	6 192	-19.2 %	153 843	183 544	-16.2 %
Production						
Calves (million lbs)	0.8	0.9	-11.1 %	24.4	27.7	-11.9 %
Live weight (lbs)	265	246	7.7 %			
Dressed weight (lbs)	156	143	9.1 %			

Source : USDA

Pennsylvania Calf Auction

Graded Holstein Bull Calves* July 8, 2023

	Weight	Head	\$ / 100 lbs	
			Min	Max
Number 1	- 89 lbs	27	250.00	375.00
	90 - 120 lbs	113	250.00	360.00
	+ 120 lbs	12	250.00	305.00
Beef Cross		105	400.00	685.00
Number 2	- 100 lbs	53	150.00	315.00
	+ 100 lbs	48	175.00	310.00
Beef Cross		8	400.00	485.00
Number 3	- 100 lbs	45	50.00	300.00
	+ 100 lbs	24	100.00	260.00
Beef Cross		0	0.00	0.00

* Does not include all head sold

North East & North Central

(Veal Carcass, Hot Basis – Paid to Producer (Hide off, 255-315 lbs))

Special fed : milk fed, nature	Weighted Average	Min	Max
\$US / 100 lbs			
Non-Packer & Packers Owned	424.32	420.00	425.00

Source : USDA

Source : USDA