

### Veal Supply at a Glance - Canada

For week ending May 13, 2023

Quebec Live Auction											
Dairy Calves	Number	2023			2022			Volume (YTD)			
		Price (\$ / 100 lbs)	Price (\$ / 100 lbs)	Price (\$ / 100 lbs)	Number	Price (\$ / 100 lbs)	Price (\$ / 100 lbs)	head	head	% chg	
Holstein Male	(head)	Average	Min	Max	(head)	Average	Min	Max	2023	2022	% chg
Good 90 -120 lbs	470	390.00	300.00	440.00	462	172.00	150.00	190.00	8 450	8 333	1.4 %
Good 121 - 140 lbs	147	373.00	240.00	440.00	130	171.00	140.00	190.00	2 937	3 263	-10.0 %
Average 90 - 140 lbs	376	323.00	220.00	400.00	390	142.00	100.00	175.00	7 158	7 734	-7.4 %
Misc. - All weights	166	134.00	20.00	300.00	214	59.00	20.00	120.00	3 032	3 296	-8.0 %
Holstein Female											
Good 90 -120 lbs	49	352.00	150.00	470.00	33	123.00	70.00	230.00	708	776	-8.8 %
Other milk breeds (all weights)	9	198.00	30.00	340.00	16	96.00	50.00	170.00	325	324	0.3 %
Crossbreeds dairy-butcher (all weights)	582	649.00	470.00	840.00	468	336.00	220.00	395.00	9 896	8 705	13.7 %
A2 Grain fed veal cattle (hide off)	1,358	355.00	n/a	n/a	1,228	300.00	n/d	n/d	27 610	27 109	1.8 %
688 lbs live / 375-419 lbs hide off											

Source: Les producteurs de bovins du Québec

Ontario Live Auction											
	Number	2023			2022			Volume (YTD)			
		Price (\$ / 100 lbs)	Price (\$ / 100 lbs)	Price (\$ / 100 lbs)	Number	Price (\$ / 100 lbs)	Price (\$ / 100 lbs)	head	head	% chg	
+ 600 lbs	(head)	Average	Min	Max	(head)	Average	Min	Max	2023	2022	% chg
451 - 600 lbs	633	176.09	153.57	195.23	541	146.77	125.62	163.18	11 229	12 180	-7.8 %
301 - 450 lbs	28	157.13	130.61	179.59	37	120.93	101.95	146.46	570	702	-18.8 %
126 - 300 lbs	22	157.29	131.75	176.70	35	148.33	100.54	187.14	583	648	-10.0 %
- 125 lbs	125	296.89	199.19	518.63	113	159.14	110.53	255.69	2 361	2 764	-14.6 %
	671	412.13	285.67	667.47	774	185.79	118.26	338.94	13 956	14 914	-6.4 %

Federally Inspected Slaughter										
		Weekly			Year to date			Carcass Weight lbs (Jan-Mar)		
		2023	2022	% chg	2023	2022	% chg	2023	2022	% chg
Quebec		3 442	3 036	13.4 %	59 541	59 530	0.0 %	379	356	6.4 %
Rest of Canada		0	0	-	0	0	-	-	-	-
<b>Canada</b>		<b>3 442</b>	<b>3 036</b>	<b>13.4 %</b>	<b>59 541</b>	<b>59 530</b>	<b>0.0 %</b>	<b>379</b>	<b>356</b>	<b>6.4 %</b>

Source: Canadian Beef Grading Agency / Source: Canadian Food Inspection Agency (CFIA)

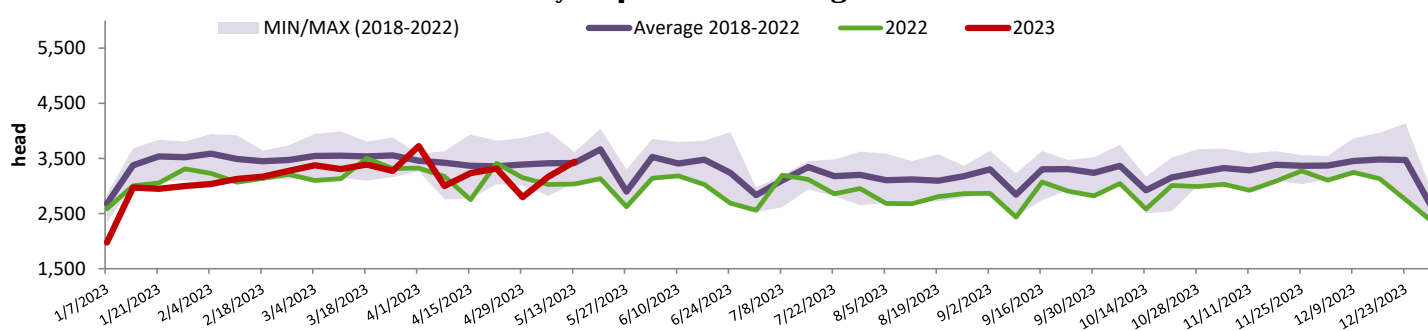
Domestic Exports				
Total veal (tonnes)	Jan. 1 - March 31, 2023	2023	2022	% chg
United States		630	553	14.0 %
United Arab Emirates		36	29	23.3 %
Qatar		5	0	-
Others		0	0	-
<b>Total</b>		<b>671</b>	<b>582</b>	<b>15.3 %</b>

Source: Statistics Canada

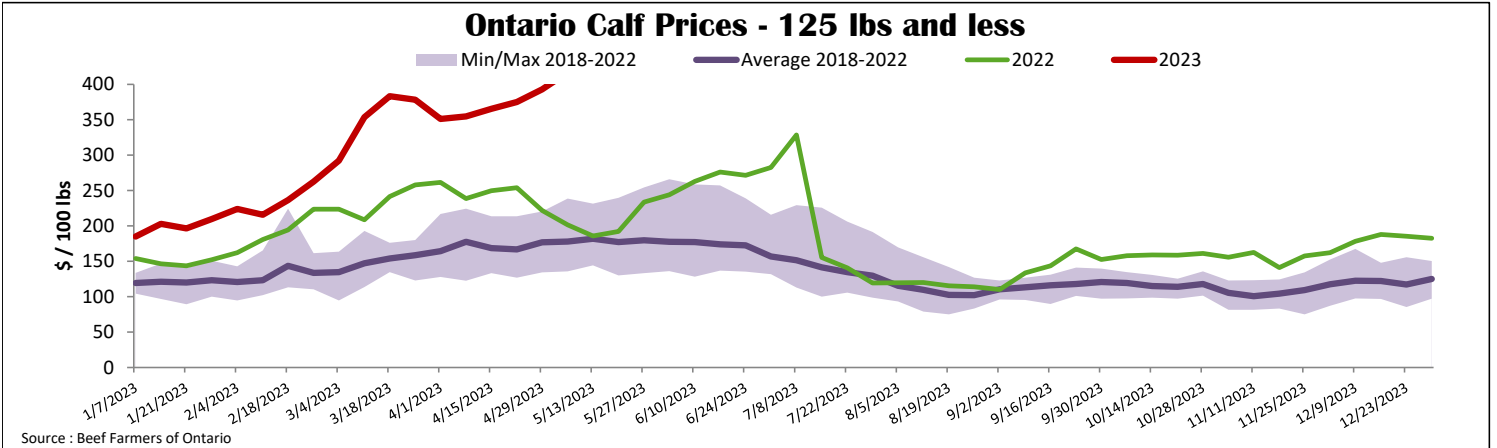
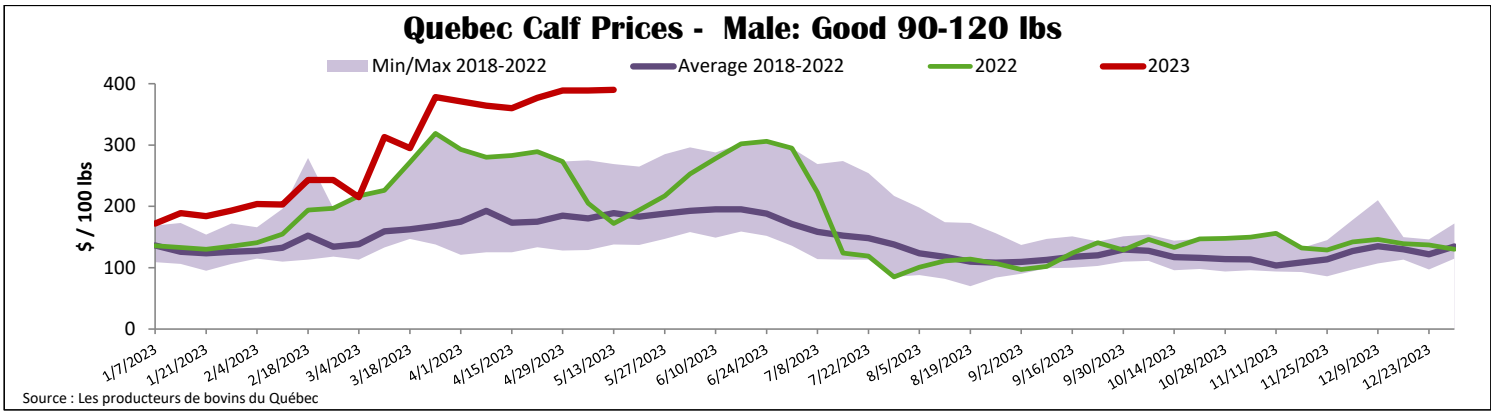
Imports				
Total veal (tonnes)	Jan. 1 - May 13, 2023	2023	2022	% chg
New Zealand		32	139	-77.3 %
United States		349	173	101.3 %
Australia		0	0	-
<b>EU-27</b>				
Netherlands		175	208	-15.8 %
Others		54	82	-34.0 %
<b>EU-27 total</b>		<b>230</b>	<b>290</b>	<b>-20.9 %</b>
Others		0	1	-
<b>Total</b>		<b>610</b>	<b>603</b>	<b>1.1 %</b>

Source: CFIA

### Federally Inspected Veal Slaughter - Canada



Source: Canadian Beef Grading Agency



## United States

Week ending **May 6, 2023**

### Federally Inspected Slaughter

	Weekly			Year to date		
	2023	2022	% chg	2023	2022	% chg
Milk-fed or nature						
North East & North Central*	2 391	2 757	-13.3 %	43 529	53 137	-18.1 %
Other calves	2 529	3 502	-27.8 %	63 411	73 999	-14.3 %
	<b>4 920</b>	<b>6 259</b>	<b>-21.4 %</b>	<b>106 940</b>	<b>127 136</b>	<b>-15.9 %</b>
Production						
Calves (million lbs)	0.9	1.0	-10.0 %	16.6	18.9	-12.2 %
Live weight (lbs)	301	282	6.7 %			
Dressed weight (lbs)	178	166	7.2 %			

Source : USDA

### Pennsylvania Calf Auction

		May 6, 2023			
		\$ / 100 lbs			
		Weight	Head	Min	Max
Number 1	- 89 lbs	17		240.00	380.00
	90 - 120 lbs	98		90.00	400.00
	+ 120 lbs	2		290.00	370.00
	Beef Cross	44		300.00	570.00
Number 2	- 100 lbs	43		195.00	370.00
	+ 100 lbs	51		225.00	360.00
	Beef Cross	7		370.00	475.00
Number 3	- 100 lbs	64		15.00	335.00
	+ 100 lbs	29		100.00	330.00
	Beef Cross	0		0.00	0.00

\* Does not include all head sold

### North East & North Central

(Veal Carcass, Hot Basis – Paid to Producer (Hide off, 255-315 lbs))

	Weighted Average	Min	Max
Special fed : milk fed, nature			
\$US / 100 lbs			
Non-Packer & Packers Owned	422.34	410.00	427.00

Source : USDA

Source : USDA