

### Veal Supply at a Glance - Canada

For week ending June 10, 2023

Quebec Live Auction											
	2023				2022				Volume (YTD)		
	Number	Price ( \$ / 100 lbs)			Number	Price ( \$ / 100 lbs)			head		
Dairy Calves	(head)	Average	Min	Max	(head)	Average	Min	Max	2023	2022	% chg
Holstein Male											
Good 90 -120 lbs	583	494.00	350.00	585.00	548	278.00	220.00	310.00	10 664	10 328	3.3 %
Good 121 - 140 lbs	163	467.00	350.00	560.00	196	265.00	220.00	290.00	3 615	3 970	-8.9 %
Average 90 - 140 lbs	336	423.00	200.00	530.00	288	220.00	150.00	280.00	8 402	9 049	-7.1 %
Misc. - All weights	144	156.00	30.00	360.00	110	90.00	10.00	175.00	3 588	3 916	-8.4 %
Holstein Female											
Good 90 -120 lbs	59	446.00	370.00	650.00	65	216.00	130.00	355.00	884	977	-9.5 %
Other milk breeds (all weights)	14	286.00	50.00	580.00	15	144.00	20.00	240.00	389	386	0.8 %
Crossbreeds dairy-butcher (all weights)	614	845.00	640.00	1 050.00	390	415.00	275.00	500.00	12 112	10 451	15.9 %
A2 Grain fed veal cattle (hide off)	1,161	355.00	n/a	n/a	1,278	300.00	n/d	n/d	32 613	32 258	1.1 %
688 lbs live / 375-419 lbs hide off											

Source: Les producteurs de bovins du Québec

Ontario Live Auction											
	2023				2022				Volume (YTD)		
	Number	Price ( \$ / 100 lbs)			Number	Price ( \$ / 100 lbs)			head		
	(head)	Average	Min	Max	(head)	Average	Min	Max	2023	2022	% chg
+ 600 lbs	666	185.26	134.99	203.32	658	152.05	133.64	166.77	13 703	14 987	-8.6 %
451 - 600 lbs	24	177.58	144.04	210.62	38	125.69	114.55	139.03	671	824	-18.6 %
301 - 450 lbs	26	195.18	155.54	241.11	22	129.39	105.11	160.00	653	769	-15.1 %
126 - 300 lbs	129	430.91	237.43	664.21	96	183.18	109.05	306.84	2 834	3 233	-12.3 %
- 125 lbs	887	537.69	383.10	848.43	710	263.01	164.12	435.83	17 156	18 043	-4.9 %

Federally Inspected Slaughter									
	Weekly			Year to date			Carcass Weight lbs (Jan-Apr)		
	2023	2022	% chg	2023	2022	% chg	2023	2022	% chg
Quebec	3 112	3 185	-2.3 %	72 341	71 619	1.0 %	375	356	5.3 %
Rest of Canada	0	0	-	0	0	-	-	-	-
<b>Canada</b>	<b>3 112</b>	<b>3 185</b>	<b>-2.3 %</b>	<b>72 341</b>	<b>71 619</b>	<b>1.0 %</b>	<b>375</b>	<b>356</b>	<b>5.3 %</b>

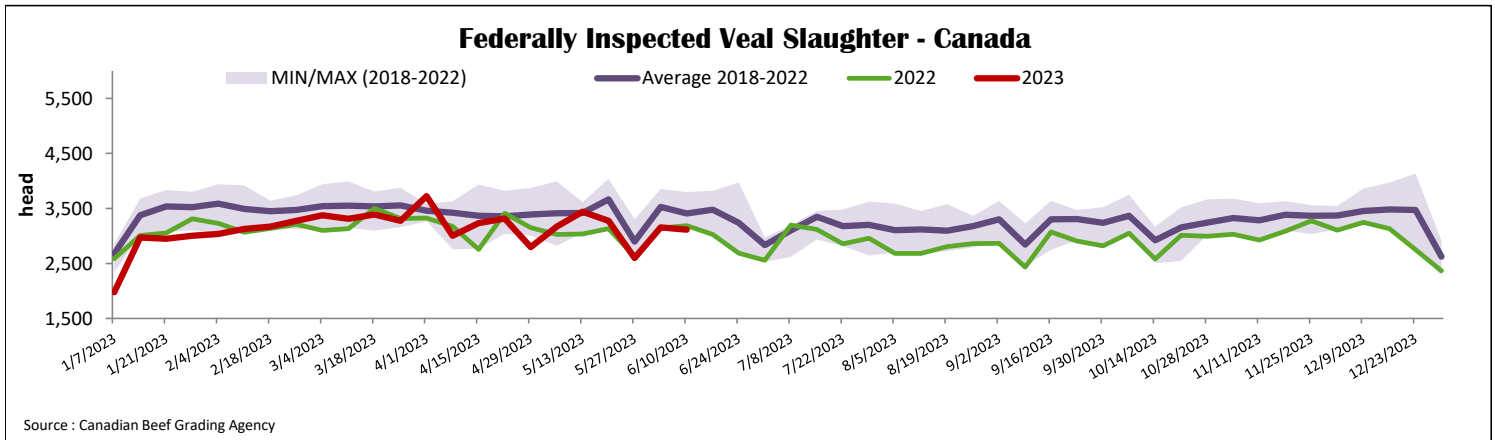
Source: Canadian Beef Grading Agency / Source: Canadian Food Inspection Agency (CFIA)

Domestic Exports				
Total veal (tonnes)	Jan. 1 - April 30, 2023			
	2023	2022	% chg	
United States	1 296	1 148	12.9 %	
United Arab Emirates	65	65	0.8 %	
Qatar	5	0	-	
Others	0	3	-	
<b>Total</b>	<b>1 366</b>	<b>1 216</b>	<b>12.3 %</b>	

Source: Statistics Canada

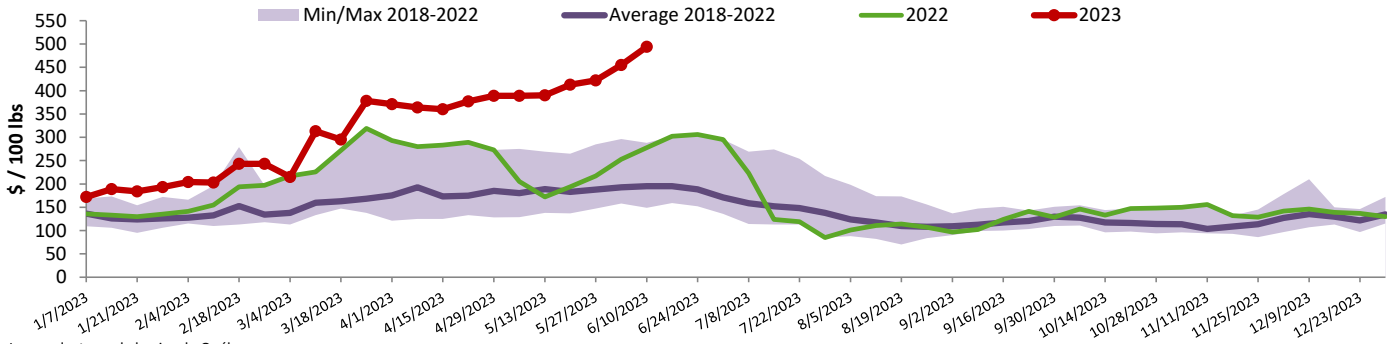
Imports			
Total veal (tonnes)	Jan. 1 - June 10, 2023		
	2023	2022	% chg
New Zealand	32	139	-77.3 %
United States	392	212	84.6 %
Australia	0	0	-
<b>EU-27</b>			
Netherlands	232	252	-7.9 %
Others	87	120	-27.6 %
<b>EU-27 total</b>	<b>319</b>	<b>372</b>	<b>-14.2 %</b>
Others	0	1	-
<b>Total</b>	<b>742</b>	<b>723</b>	<b>2.6 %</b>

Source: CFIA



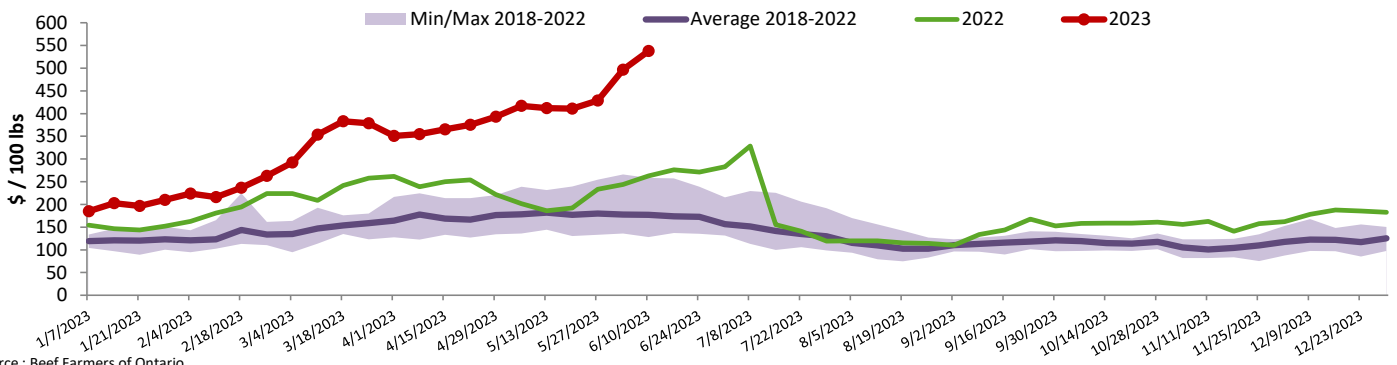


### Quebec Calf Prices - Male: Good 90-120 lbs



Source : Les producteurs de bovins du Québec

### Ontario Calf Prices - 125 lbs and less



Source : Beef Farmers of Ontario

### United States

Week ending June 3, 2023

#### Federally Inspected Slaughter

	Weekly			Year to date		
	2023	2022	% chg	2023	2022	% chg
Milk-fed or nature						
North East & North Central*	1 980	2 800	-29.3 %	52 955	64 723	-18.2 %
Other calves	3 025	3 274	-7.6 %	74 988	87 392	-14.2 %
	<b>5 005</b>	<b>6 074</b>	<b>-17.6 %</b>	<b>127 943</b>	<b>152 115</b>	<b>-15.9 %</b>
Production						
Calves (million lbs)	0.8	0.9	-11.1 %	20.1	22.8	-11.8 %
Live weight (lbs)	277	262	5.7 %			
Dressed weight (lbs)	163	153	6.5 %			

Source : USDA

#### Pennsylvania Calf Auction

Graded Holstein Bull Calves\* June 3, 2023

	Weight	Head	\$ / 100 lbs	
			Min	Max
Number 1	- 89 lbs	15	225.00	385.00
	90 - 120 lbs	161	150.00	425.00
	+ 120 lbs	12	200.00	270.00
Beef Cross		69	410.00	620.00
Number 2	- 100 lbs	75	120.00	315.00
	+ 100 lbs	75	150.00	320.00
	Beef Cross	2	400.00	470.00
Number 3	- 100 lbs	91	70.00	285.00
	+ 100 lbs	47	80.00	300.00
	Beef Cross	0	0.00	0.00

\* Does not include all head sold

#### North East & North Central

(Veal Carcass, Hot Basis – Paid to Producer (Hide off, 255-315 lbs))

	Weighted Average	Min	Max
Special fed : milk fed, nature			
\$US / 100 lbs			
Non-Packer & Packers Owned	421.40	410.00	425.00

Source : USDA

Source : USDA