

Veal Supply at a Glance - Canada

For week ending April 8, 2023

| Quebec Live Auction | | | | | | | | | | | |
|---|---------------|----------------------|--------|--------|---------------|----------------------|--------|--------|--------------|--------|---------|
| | 2023 | | | | 2022 | | | | Volume (YTD) | | |
| | Number (head) | Price (\$ / 100 lbs) | | | Number (head) | Price (\$ / 100 lbs) | | | head | | |
| Dairy Calves | | Average | Min | Max | | Average | Min | Max | 2023 | 2022 | % chg |
| Holstein Male | | | | | | | | | | | |
| Good 90 -120 lbs | 399 | 364.00 | 320.00 | 400.00 | 458 | 280.00 | 250.00 | 315.00 | 6 209 | 6 225 | -0.3 % |
| Good 121 - 140 lbs | 143 | 346.00 | 300.00 | 380.00 | 139 | 268.00 | 240.00 | 295.00 | 2 172 | 2 554 | -15.0 % |
| Average 90 - 140 lbs | 455 | 297.00 | 190.00 | 380.00 | 420 | 229.00 | 150.00 | 290.00 | 5 384 | 5 612 | -4.1 % |
| Misc. - All weights | 179 | 109.00 | 20.00 | 230.00 | 132 | 84.00 | 20.00 | 155.00 | 2 232 | 2 291 | -2.6 % |
| Holstein Female | | | | | | | | | | | |
| Good 90 -120 lbs | 39 | 302.00 | 200.00 | 410.00 | 50 | 205.00 | 120.00 | 250.00 | 507 | 558 | -9.1 % |
| Other milk breeds (all weights) | 24 | 120.00 | 10.00 | 335.00 | 12 | 132.00 | 40.00 | 200.00 | 257 | 229 | 12.2 % |
| Crossbreeds dairy-butcher (all weights) | 499 | 585.00 | 350.00 | 725.00 | 460 | 353.00 | 280.00 | 420.00 | 7 372 | 6 574 | 12.1 % |
| A2 Grain fed veal cattle (hide off) | 1,499 | 355.00 | n/a | n/a | 1,317 | 300.00 | n/a | n/a | 24 133 | 20 396 | 18.3 % |
| 688 lbs live / 375-419 lbs hide off | | | | | | | | | | | |

Source: Les producteurs de bovins du Québec

| Ontario Live Auction | | | | | | | | | | | |
|----------------------|---------------|----------------------|--------|--------|---------------|----------------------|--------|--------|--------------|--------|---------|
| | 2023 | | | | 2022 | | | | Volume (YTD) | | |
| | Number (head) | Price (\$ / 100 lbs) | | | Number (head) | Price (\$ / 100 lbs) | | | head | | |
| | | Average | Min | Max | | Average | Min | Max | 2023 | 2022 | % chg |
| + 600 lbs | 408 | 185.07 | 166.53 | 203.27 | 785 | 150.15 | 133.26 | 166.87 | 7 743 | 8 828 | -12.3 % |
| 451 - 600 lbs | 27 | 176.39 | 168.96 | 190.59 | 35 | 136.07 | 109.11 | 164.94 | 424 | 500 | -15.2 % |
| 301 - 450 lbs | 21 | 229.12 | 168.64 | 290.40 | 22 | 134.34 | 103.29 | 175.47 | 383 | 465 | -17.6 % |
| 126 - 300 lbs | 123 | 303.71 | 215.18 | 459.71 | 115 | 192.53 | 116.63 | 318.26 | 1 726 | 2 167 | -20.4 % |
| - 125 lbs | 830 | 354.67 | 232.07 | 565.65 | 798 | 238.67 | 179.29 | 366.39 | 10 140 | 10 843 | -6.5 % |

Source: Beef Farmers of Ontario

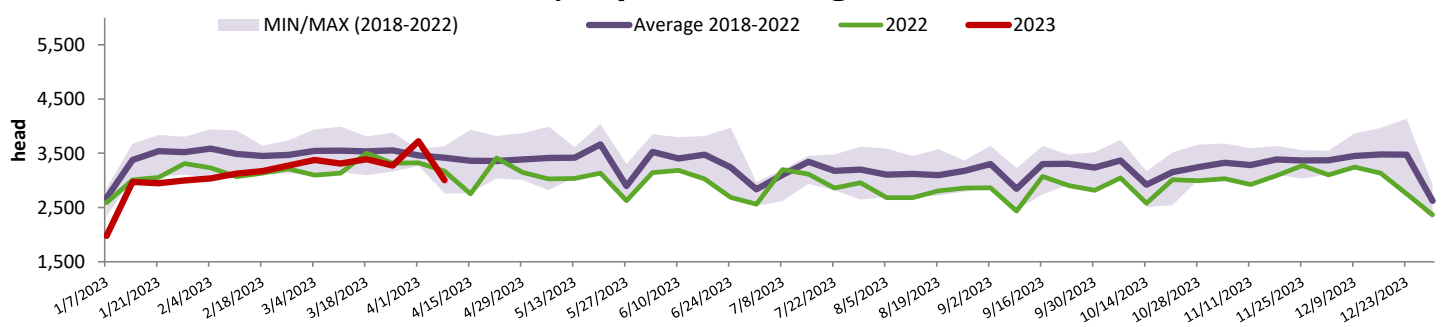
| Federally Inspected Slaughter | | | | | | | | | |
|-------------------------------|--------------|--------------|---------------|---------------|---------------|---------------|--------------------------|------------|--------------|
| | Weekly | | | Year to date | | | Carcass Weight lbs (Jan) | | |
| | 2023 | 2022 | % chg | 2023 | 2022 | % chg | 2023 | 2022 | % chg |
| Quebec | 3 002 | 3 172 | -5.4 % | 43 581 | 44 151 | -1.3 % | 389 | 357 | 9.1 % |
| Rest of Canada | 0 | 0 | - | 0 | 0 | - | - | - | - |
| Canada | 3 002 | 3 172 | -5.4 % | 43 581 | 44 151 | -1.3 % | 389 | 357 | 9.1 % |

Source: Canadian Beef Grading Agency / Source: Canadian Food Inspection Agency (CFIA)

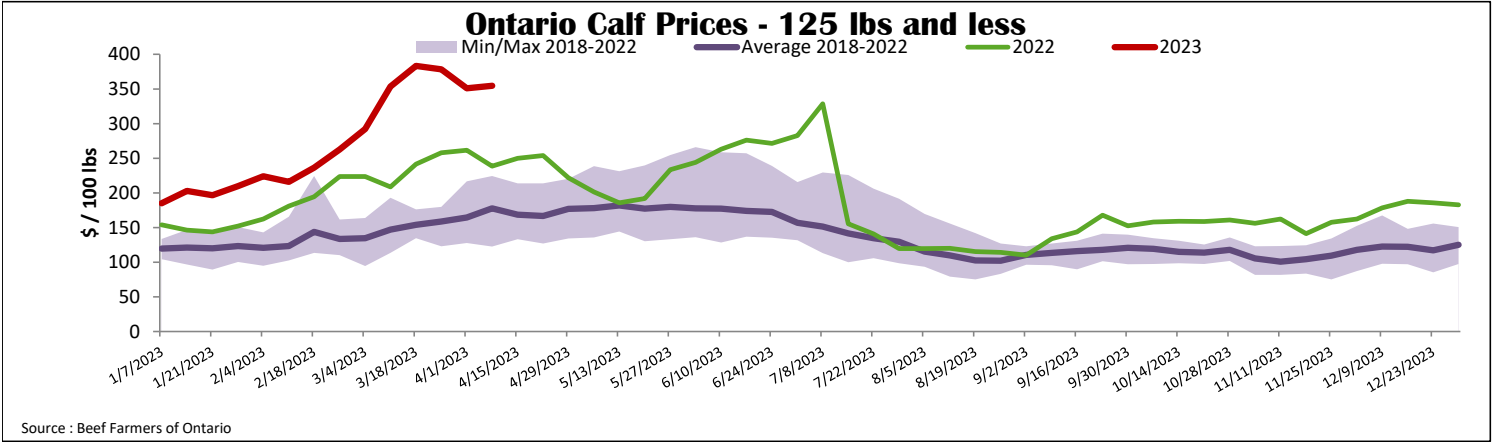
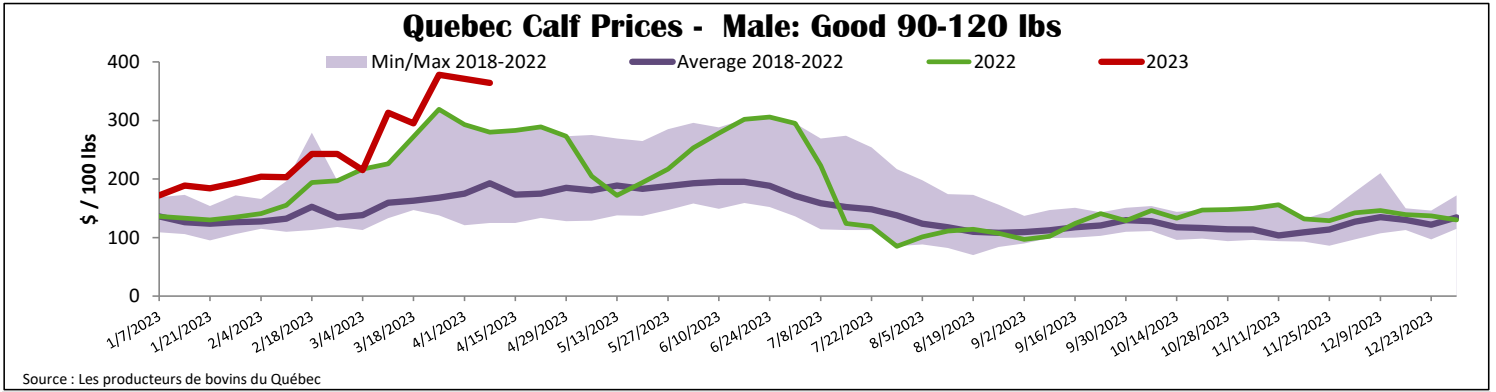
| Domestic Exports | | | | | Imports | | | | |
|------------------------|------------|------------|---------------|--|------------------------|------------|------------|----------------|--|
| Jan. 1 - Feb. 28, 2023 | | | | | Jan. 1 - April 8, 2023 | | | | |
| | 2023 | 2022 | % chg | | | 2023 | 2022 | % chg | |
| Total veal (tonnes) | | | | | Total veal (tonnes) | | | | |
| United States | 630 | 553 | 14.0 % | | New Zealand | 18 | 127 | -85.6 % | |
| United Arab Emirates | 36 | 29 | 23.3 % | | United States | 199 | 138 | 44.8 % | |
| Qatar | 5 | 0 | - | | Australia | 0 | 0 | - | |
| Others | 0 | 0 | - | | EU-27 | | | | |
| Total | 671 | 582 | 15.3 % | | Netherlands | 142 | 135 | 5.3 % | |
| | | | | | Others | 10 | 68 | -84.9 % | |
| | | | | | EU-27 total | 152 | 202 | -24.8 % | |
| | | | | | Others | 0 | 0 | - | |
| | | | | | Total | 370 | 467 | -20.9 % | |

Source: Statistics Canada / Source: CFIA

Federally Inspected Veal Slaughter - Canada



Source: Canadian Beef Grading Agency



| United States | | | | | | |
|--|--------------|--------------|------------------|----------------------------------|---------------|----------------|
| Week ending April 1, 2023 | | | | | | |
| Federally Inspected Slaughter | | | | Pennsylvania Calf Auction | | |
| | Weekly | | | Year to date | | |
| Milk-fed or nature | 2023 | 2022 | % chg | 2023 | 2022 | % chg |
| North East & North Central* | 2 480 | 2 642 | -6.1 % | 31 301 | 38 726 | -19.2 % |
| Other calves | 3 205 | 4 259 | -24.7 % | 49 392 | 56 122 | -12.0 % |
| | 5 685 | 6 901 | -17.6 % | 80 693 | 94 848 | -14.9 % |
| Production | | | | | | |
| Calves (million lbs) | 0.9 | 1.0 | -10.0 % | 12.1 | 13.6 | -11.0 % |
| Live weight (lbs) | 275 | 263 | 4.6 % | | | |
| Dressed weight (lbs) | 161 | 154 | 4.5 % | | | |
| Source : USDA | | | | | | |
| North East & North Central | | | | | | |
| (Veal Carcass, Hot Basis – Paid to Producer (Hide off, 255-315 lbs)) | | | | | | |
| Special fed : milk fed, nature | | | | | | |
| \$US / 100 lbs | | | | | | |
| | | | Weighted Average | Min | Max | |
| Non-Packer & Packers Owned | | | 429.67 | 420.00 | 433.00 | |
| Source : USDA | | | | | | |
| Graded Holstein Bull Calves* | | | | | | |
| April 1, 2023 | | | | | | |
| | | | \$ / 100 lbs | | | |
| | Weight | Head | Min | Max | | |
| Number 1 | - 89 lbs | 33 | 260.00 | 390.00 | | |
| | 90 - 120 lbs | 258 | 235.00 | 380.00 | | |
| | + 120 lbs | 23 | 225.00 | 305.00 | | |
| | Beef Cross | 83 | 350.00 | 520.00 | | |
| Number 2 | - 100 lbs | 93 | 175.00 | 300.00 | | |
| | + 100 lbs | 101 | 200.00 | 300.00 | | |
| | Beef Cross | 13 | 200.00 | 400.00 | | |
| Number 3 | - 100 lbs | 111 | 20.00 | 300.00 | | |
| | + 100 lbs | 40 | 25.00 | 250.00 | | |
| | Beef Cross | 2 | 210.00 | 225.00 | | |
| * Does not include all head sold | | | | | | |
| Source : USDA | | | | | | |