

Veal Supply at a Glance - Canada

For week ending April 22, 2023

Quebec Live Auction											
	2023				2022				Volume (YTD)		
	Number (head)	Price (\$ / 100 lbs)			Number (head)	Price (\$ / 100 lbs)			head		
Dairy Calves		Average	Min	Max		Average	Min	Max	2023	2022	% chg
Holstein Male											
Good 90 -120 lbs	502	377.00	300.00	410.00	409	289.00	255.00	315.00	7 024	7 051	-0.4 %
Good 121 - 140 lbs	187	353.00	300.00	390.00	156	279.00	260.00	305.00	2 448	2 836	-13.7 %
Average 90 - 140 lbs	378	310.00	200.00	370.00	428	239.00	150.00	285.00	6 097	6 482	-5.9 %
Misc. - All weights	181	92.00	3.00	220.00	146	96.00	20.00	200.00	2 545	2 631	-3.3 %
Holstein Female											
Good 90 -120 lbs	37	286.00	200.00	365.00	45	228.00	180.00	270.00	575	644	-10.7 %
Other milk breeds (all weights)	23	209.00	44.00	455.00	12	135.00	50.00	245.00	289	271	6.6 %
Crossbreeds dairy-butcher (all weights)	532	610.00	360.00	790.00	426	380.00	310.00	440.00	8 301	7 434	11.7 %
A2 Grain fed veal cattle (hide off)	1,243	355.00	n/a	n/a	1,192	300.00	n/a	n/a	27 279	23 110	18.0 %
688 lbs live / 375-419 lbs hide off											

Source: Les producteurs de bovins du Québec

Ontario Live Auction											
	2023				2022				Volume (YTD)		
	Number (head)	Price (\$ / 100 lbs)			Number (head)	Price (\$ / 100 lbs)			head		
		Average	Min	Max		Average	Min	Max	2023	2022	% chg
+ 600 lbs	774	185.62	164.59	202.47	722	150.53	131.45	166.87	9 188	10 100	-9.0 %
451 - 600 lbs	34	170.97	142.84	190.91	40	136.44	125.71	147.98	496	588	-15.6 %
301 - 450 lbs	34	197.87	151.57	240.57	37	137.65	109.79	176.69	484	551	-12.2 %
126 - 300 lbs	168	313.58	204.82	494.11	140	203.76	118.96	326.73	2 001	2 436	-17.9 %
- 125 lbs	834	375.26	248.23	640.34	788	253.91	160.05	407.87	11 825	12 412	-4.7 %

23994

Federally Inspected Slaughter									
	Weekly			Year to date			Carcass Weight lbs (Jan)		
	2023	2022	% chg	2023	2022	% chg	2023	2022	% chg
Quebec	3 317	3 413	-2.8 %	50 133	50 318	-0.4 %	389	357	9.1 %
Rest of Canada	0	0	-	0	0	-	-	-	-
Canada	3 317	3 413	-2.8 %	50 133	50 318	-0.4 %	389	357	9.1 %

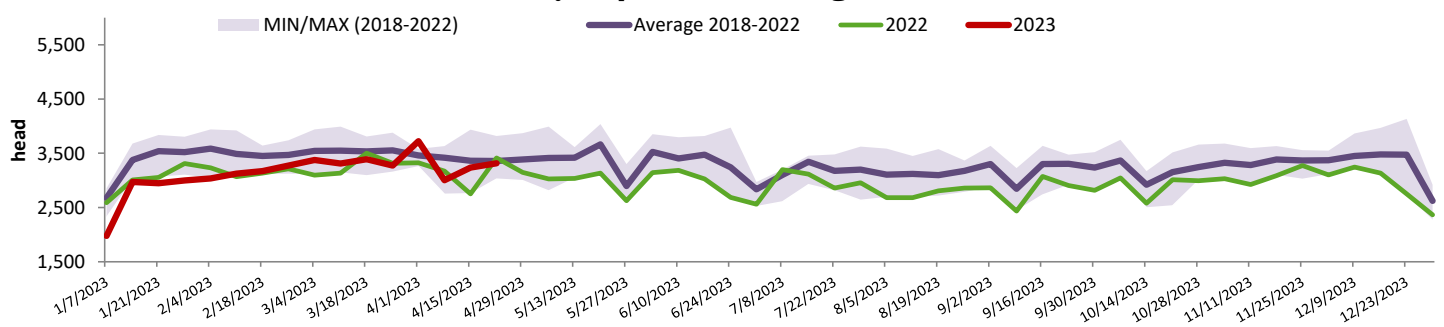
Source: Canadian Beef Grading Agency (left); Source: Canadian Food Inspection Agency (CFIA) (right)

Domestic Exports					Imports				
	Jan. 1 - Feb. 28, 2023					Jan. 1 - April 22, 2023			
	2023	2022	% chg			2023	2022	% chg	
Total veal (tonnes)					Total veal (tonnes)				
United States	630	553	14.0 %		New Zealand	32	127	-75.2 %	
United Arab Emirates	36	29	23.3 %		United States	278	159	74.4 %	
Qatar	5	0	-		Australia	0	0	-	
Others	0	0	-		EU-27				
Total	671	582	15.3 %		Netherlands	163	148	9.6 %	
					Others	54	75	-27.7 %	
					EU-27 total	217	223	-2.9 %	
					Others	0	1	-	
					Total	526	511	3.1 %	

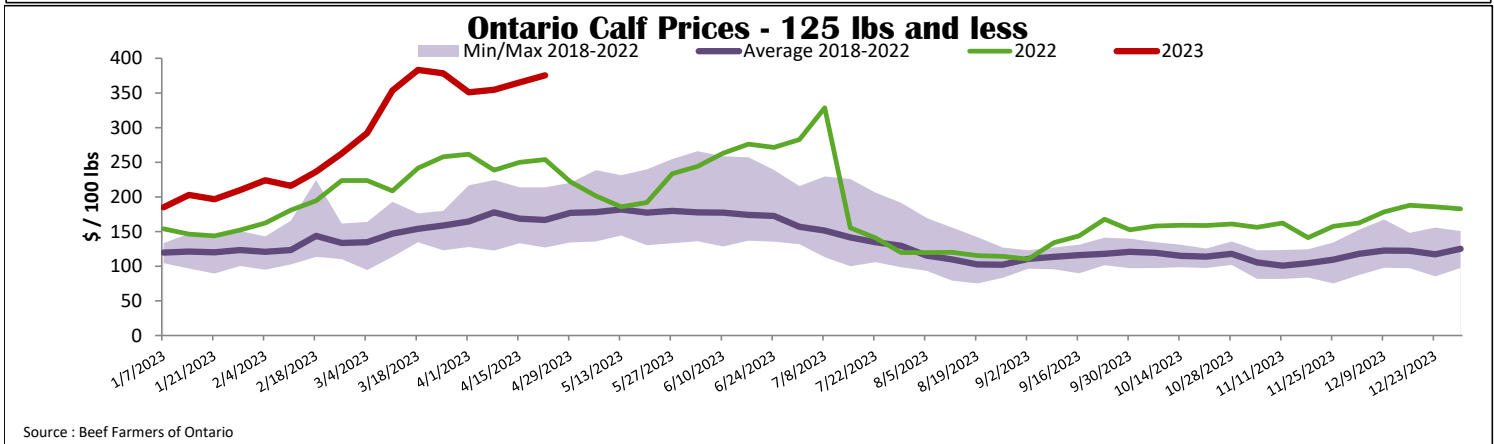
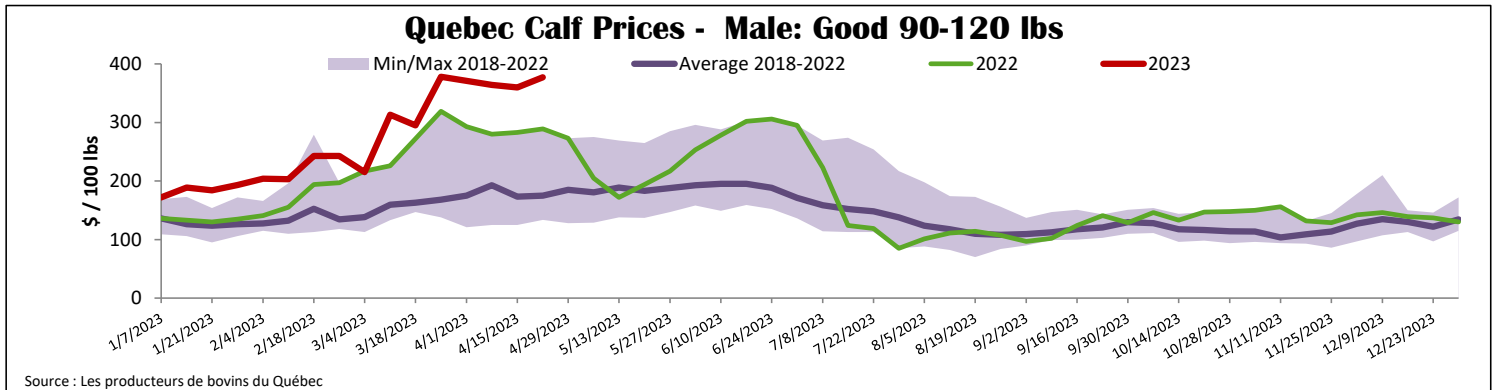
Source: Statistics Canada (left); Source: CFIA (right)

***Weekly import data is currently unavailable

Federally Inspected Veal Slaughter - Canada



Source: Canadian Beef Grading Agency



United States

Week ending April 15, 2023

	Federally Inspected Slaughter			Year to date		
	2023	2022	% chg	2023	2022	% chg
Milk-fed or nature	2 438	2 744	-11.2 %	36 283	44 337	-18.2 %
North East & North Central*	2 438	2 744	-11.2 %	36 283	44 337	-18.2 %
Other calves	2 972	3 450	-13.9 %	55 270	63 307	-12.7 %
	5 410	6 194	-12.7 %	91 553	107 644	-14.9 %
Production						
Calves (million lbs)	0.9	1.0	-10.0 %	13.9	15.7	-11.5 %
Live weight (lbs)	273	268	1.9 %			
Dressed weight (lbs)	159	156	1.9 %			

Source : USDA

Pennsylvania Calf Auction				
Graded Holstein Bull Calves*				
April 15, 2023				
	Weight	Head	\$/ 100 lbs	
			Min	Max
Number 1	- 89 lbs	49	160.00	330.00
	90 - 120 lbs	250	220.00	460.00
	+ 120 lbs	19	145.00	275.00
	Beef Cross	89	300.00	540.00
Number 2	- 100 lbs	121	150.00	285.00
	+ 100 lbs	65	150.00	290.00
	Beef Cross	4	240.00	375.00
Number 3	- 100 lbs	92	70.00	260.00
	+ 100 lbs	29	100.00	240.00
	Beef Cross	0	0.00	0.00

* Does not include all head sold

North East & North Central				
(Veal Carcass, Hot Basis – Paid to Producer (Hide off, 255-315 lbs))				
Special fed : milk fed, nature				
\$/US / 100 lbs	Weighted Average	Min	Max	
Non-Packer & Packers Owned	424.56	415.00	430.00	

Source : USDA