

Veal Supply at a Glance - Canada

For week ending April 1, 2023

Quebec Live Auction											
	2023				2022				Volume (YTD)		
	Number (head)	Price (\$ / 100 lbs)			Number (head)	Price (\$ / 100 lbs)			head		
Dairy Calves		Average	Min	Max		Average	Min	Max	2023	2022	% chg
Holstein Male											
Good 90 -120 lbs	486	371.00	330.00	400.00	444	293.00	260.00	320.00	5 810	5 767	0.7 %
Good 121 - 140 lbs	151	354.00	315.00	385.00	146	270.00	250.00	290.00	2 029	2 415	-16.0 %
Average 90 - 140 lbs	419	313.00	150.00	390.00	394	216.00	150.00	285.00	4 929	5 192	-5.1 %
Misc. - All weights	184	130.00	30.00	250.00	164	67.00	20.00	160.00	2 053	2 159	-4.9 %
Holstein Female											
Good 90 -120 lbs	52	300.00	225.00	410.00	32	207.00	140.00	260.00	468	508	-7.9 %
Other milk breeds (all weights)	16	169.00	82.00	390.00	12	98.00	9.00	230.00	233	217	7.4 %
Crossbreeds dairy-butcher (all weights)	494	555.00	380.00	700.00	300	342.00	220.00	440.00	6 873	6 114	12.4 %
A2 Grain fed veal cattle (hide off)	1,518	355.00	n/a	n/a	1,385	300.00	n/a	n/a	22 395	19 079	17.4 %
688 lbs live / 375-419 lbs hide off											

Source: Les producteurs de bovins du Québec

Ontario Live Auction											
	2023				2022				Volume (YTD)		
	Number (head)	Price (\$ / 100 lbs)			Number (head)	Price (\$ / 100 lbs)			head		
		Average	Min	Max		Average	Min	Max	2023	2022	% chg
+ 600 lbs	683	183.47	166.50	202.15	707	151.75	133.08	167.90	7 335	8 043	-8.8 %
451 - 600 lbs	41	158.34	131.04	184.40	36	121.06	99.19	141.53	397	465	-14.6 %
301 - 450 lbs	37	191.40	132.62	277.43	48	149.45	98.68	190.75	362	443	-18.3 %
126 - 300 lbs	115	259.21	160.97	392.56	137	197.02	129.09	319.27	1 603	2 052	-21.9 %
- 125 lbs	761	351.01	250.99	534.18	691	261.55	179.46	403.18	9 310	10 045	-7.3 %

Source: Beef Farmers of Ontario

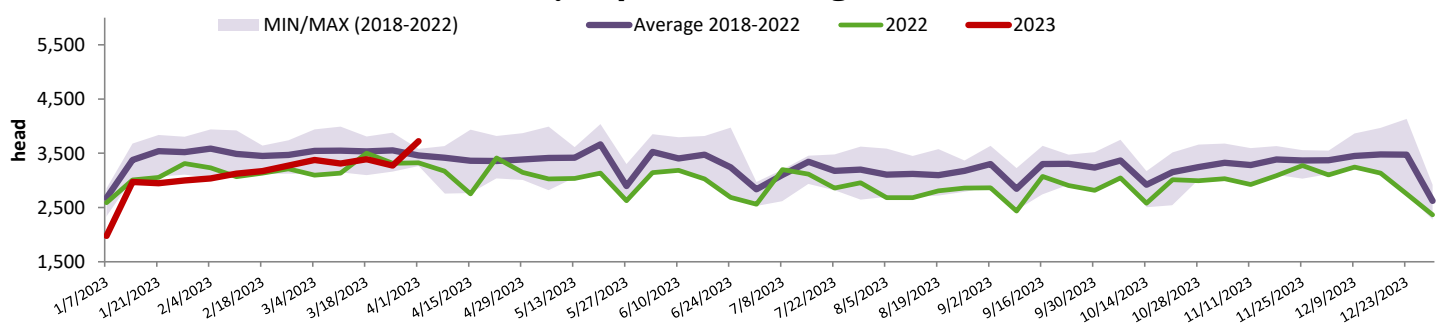
Federally Inspected Slaughter									
	Weekly			Year to date			Carcass Weight lbs (Jan)		
	2023	2022	% chg	2023	2022	% chg	2023	2022	% chg
Quebec	3 723	3 326	11.9 %	40 579	40 979	-1.0 %	389	357	9.1 %
Rest of Canada	0	0	-	0	0	-	-	-	-
Canada	3 723	3 326	11.9 %	40 579	40 979	-1.0 %	389	357	9.1 %

Source: Canadian Beef Grading Agency / Source: Canadian Food Inspection Agency (CFIA)

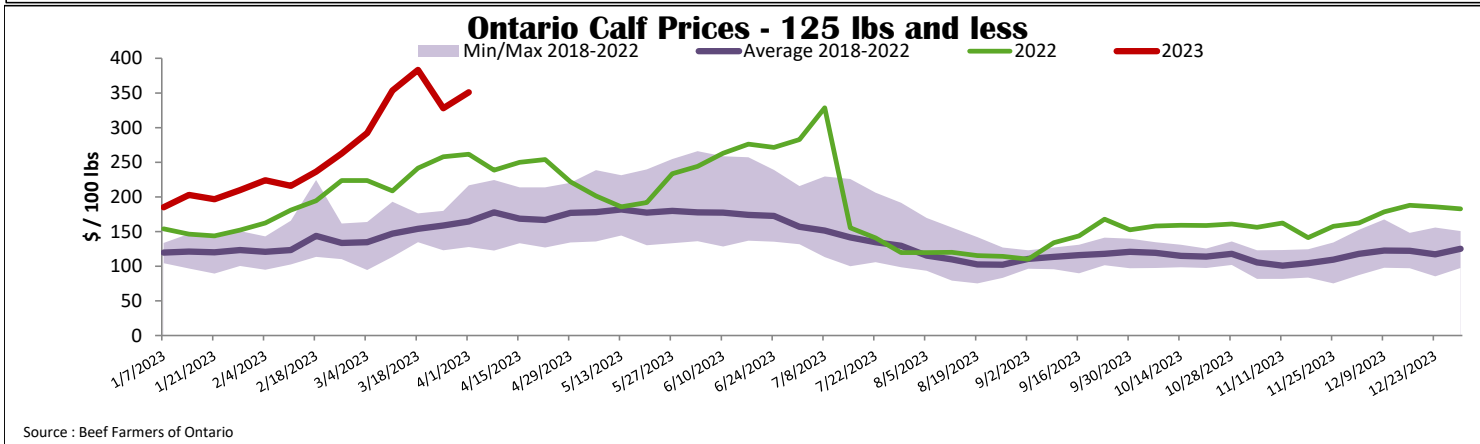
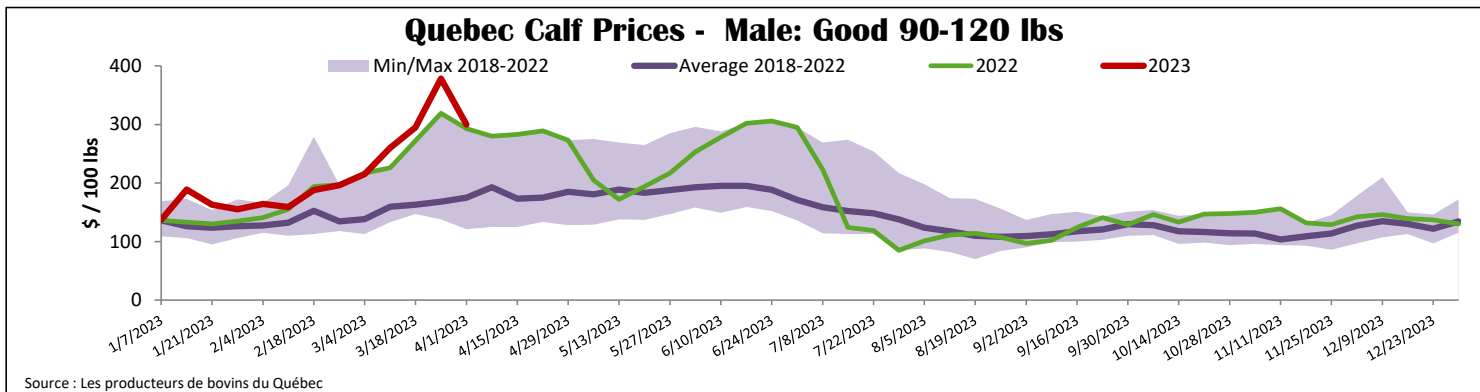
Domestic Exports					Imports						
Jan. 1 - Feb. 28, 2023					Jan. 1 - April 1, 2023						
	2023	2022	% chg		2023	2022	% chg		2023	2022	% chg
Total veal (tonnes)				Total veal (tonnes)							
United States	630	553	14.0 %	New Zealand	18	127	-85.6 %	United States	197	135	45.6 %
United Arab Emirates	36	29	23.3 %	Australia	0	0		EU-27			
Qatar	5	0	-	Netherlands	132	117	13.3 %	Others	10	68	-84.9 %
Others	0	0		EU-27 total	142	184	-22.8 %	Total	357	446	-20.0 %
Total	671	582	15.3 %								

Source: Statistics Canada / Source: CFIA

Federally Inspected Veal Slaughter - Canada



Source: Canadian Beef Grading Agency



United States																																																																		
Week ending March 25, 2023																																																																		
Federally Inspected Slaughter				Pennsylvania Calf Auction																																																														
	Weekly			Year to date			Graded Holstein Bull Calves* March 25, 2023																																																											
	2023	2022	% chg	2023	2022	% chg																																																												
Milk-fed or nature	2 291	2 741	-16.4 %	28 821	36 084	-20.1 %																																																												
North East & North Central*	3 098	4 160	-25.5 %	46 187	52 003	-11.2 %																																																												
Other calves	5 389	6 901	-21.9 %	75 008	88 087	-14.8 %																																																												
Production																																																																		
Calves (million lbs)	0.9	1.0	-10.0 %	11.2	12.5	-10.4 %																																																												
Live weight (lbs)	281	269	4.5 %																																																															
Dressed weight (lbs)	164	157	4.5 %																																																															
Source : USDA																																																																		
North East & North Central																																																																		
(Veal Carcass, Hot Basis – Paid to Producer (Hide off, 255-315 lbs))																																																																		
Special fed : milk fed, nature																																																																		
\$US / 100 lbs				Weighted Average	Min	Max																																																												
Non-Packer & Packers Owned				428.60	420.00	433.00																																																												
Source : USDA																																																																		
<table border="1"> <thead> <tr> <th></th> <th>Weight</th> <th>Head</th> <th colspan="2">\$ / 100 lbs</th> </tr> <tr> <th></th> <th></th> <th></th> <th>Min</th> <th>Max</th> </tr> </thead> <tbody> <tr> <td>Number 1</td> <td>- 89 lbs</td> <td>39</td> <td>230.00</td> <td>350.00</td> </tr> <tr> <td></td> <td>90 - 120 lbs</td> <td>243</td> <td>235.00</td> <td>410.00</td> </tr> <tr> <td></td> <td>+ 120 lbs</td> <td>29</td> <td>230.00</td> <td>320.00</td> </tr> <tr> <td></td> <td>Beef Cross</td> <td>77</td> <td>180.00</td> <td>500.00</td> </tr> <tr> <td>Number 2</td> <td>- 100 lbs</td> <td>85</td> <td>100.00</td> <td>280.00</td> </tr> <tr> <td></td> <td>+ 100 lbs</td> <td>112</td> <td>190.00</td> <td>300.00</td> </tr> <tr> <td></td> <td>Beef Cross</td> <td>11</td> <td>250.00</td> <td>430.00</td> </tr> <tr> <td>Number 3</td> <td>- 100 lbs</td> <td>105</td> <td>20.00</td> <td>260.00</td> </tr> <tr> <td></td> <td>+ 100 lbs</td> <td>54</td> <td>45.00</td> <td>240.00</td> </tr> <tr> <td></td> <td>Beef Cross</td> <td>2</td> <td>150.00</td> <td>210.00</td> </tr> </tbody> </table> <p>* Does not include all head sold</p>								Weight	Head	\$ / 100 lbs					Min	Max	Number 1	- 89 lbs	39	230.00	350.00		90 - 120 lbs	243	235.00	410.00		+ 120 lbs	29	230.00	320.00		Beef Cross	77	180.00	500.00	Number 2	- 100 lbs	85	100.00	280.00		+ 100 lbs	112	190.00	300.00		Beef Cross	11	250.00	430.00	Number 3	- 100 lbs	105	20.00	260.00		+ 100 lbs	54	45.00	240.00		Beef Cross	2	150.00	210.00
	Weight	Head	\$ / 100 lbs																																																															
			Min	Max																																																														
Number 1	- 89 lbs	39	230.00	350.00																																																														
	90 - 120 lbs	243	235.00	410.00																																																														
	+ 120 lbs	29	230.00	320.00																																																														
	Beef Cross	77	180.00	500.00																																																														
Number 2	- 100 lbs	85	100.00	280.00																																																														
	+ 100 lbs	112	190.00	300.00																																																														
	Beef Cross	11	250.00	430.00																																																														
Number 3	- 100 lbs	105	20.00	260.00																																																														
	+ 100 lbs	54	45.00	240.00																																																														
	Beef Cross	2	150.00	210.00																																																														
Source : USDA																																																																		