

Veal Supply at a Glance - Canada

For week ending March 25, 2023

Quebec Live Auction											
	2023				2022				Volume (YTD)		
	Number	Price (\$ / 100 lbs)			Number	Price (\$ / 100 lbs)			head		
Dairy Calves	(head)	Average	Min	Max	(head)	Average	Min	Max	2023	2022	% chg
Holstein Male											
Good 90 -120 lbs	506	378.00	320.00	415.00	469	310.00	240.00	390.00	5 324	5 323	0.0 %
Good 121 - 140 lbs	172	359.00	320.00	385.00	145	283.00	250.00	360.00	1 878	2 269	-17.2 %
Average 90 - 140 lbs	364	327.00	250.00	390.00	362	243.00	130.00	370.00	4 510	4 798	-6.0 %
Misc. - All weights	134	157.00	20.00	290.00	157	80.00	20.00	220.00	1 869	1 995	-6.3 %
Holstein Female											
Good 90 -120 lbs	39	328.00	250.00	390.00	53	213.00	150.00	290.00	416	476	-12.6 %
Other milk breeds (all weights)	12	174.00	40.00	425.00	12	141.00	50.00	280.00	217	205	5.9 %
Crossbreeds dairy-butcher (all weights)	561	597.00	430.00	760.00	458	377.00	295.00	475.00	6 379	5 814	9.7 %
A2 Grain fed veal cattle (hide off)	1,326	355.00	n/a	n/a	1,539	300.00	n/d	n/d	20 593	17 694	16.4 %
688 lbs live / 375-419 lbs hide off											

Source: Les producteurs de bovins du Québec

Ontario Live Auction											
	2023				2022				Volume (YTD)		
	Number	Price (\$ / 100 lbs)			Number	Price (\$ / 100 lbs)			head		
	(head)	Average	Min	Max	(head)	Average	Min	Max	2023	2022	% chg
+ 600 lbs	677	189.48	172.39	206.92	720	151.27	136.20	168.60	6 652	7 336	-9.3 %
451 - 600 lbs	29	169.99	146.62	196.78	26	138.10	115.37	157.33	356	429	-17.0 %
301 - 450 lbs	33	238.53	160.85	305.30	43	163.01	118.90	204.67	325	395	-17.7 %
126 - 300 lbs	169	291.47	166.27	492.49	164	195.28	133.60	314.02	1 488	1 915	-22.3 %
- 125 lbs	768	378.33	268.30	568.03	759	257.86	146.28	401.91	8 549	9 354	-8.6 %

Source: Beef Farmers of Ontario

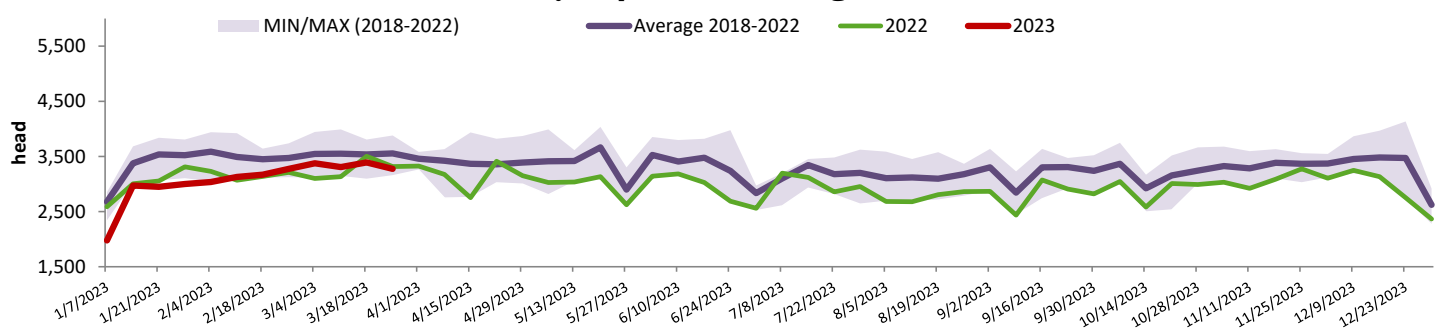
Federally Inspected Slaughter									
	Weekly			Year to date			Carcass Weight lbs (Jan)		
	2023	2022	% chg	2023	2022	% chg	2023	2022	% chg
Quebec	3 275	3 315	-1.2 %	36 856	37 653	-2.1 %	389	357	9.1 %
Rest of Canada	0	0	-	0	0	-	-	-	-
Canada	3 275	3 315	-1.2 %	36 856	37 653	-2.1 %	389	357	9.1 %

Source: Canadian Beef Grading Agency / Source: Canadian Food Inspection Agency (CFIA)

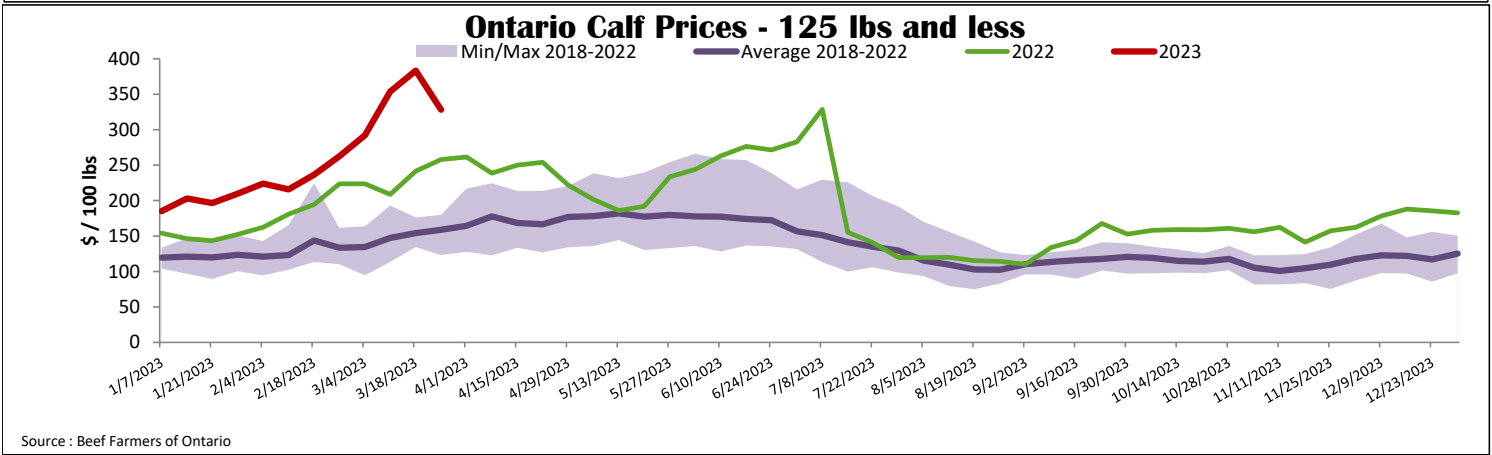
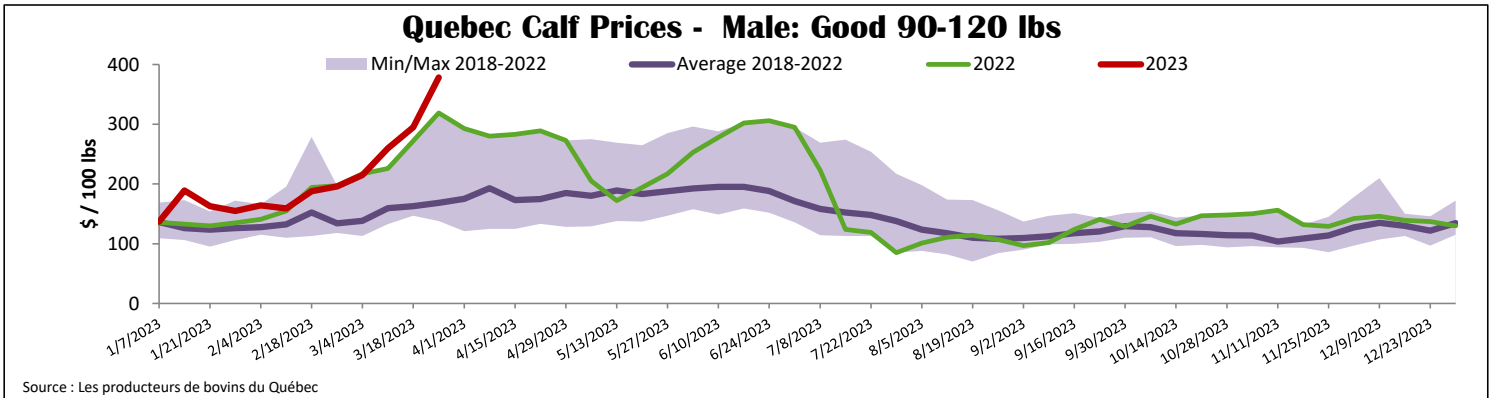
Domestic Exports					Imports						
Jan. 1 - Jan. 31, 2023					Jan. 1 - March 25, 2023						
	2023	2022	% chg		2023	2022	% chg		2023	2022	% chg
Total veal (tonnes)				Total veal (tonnes)							
United States	300	286	5.0 %	New Zealand	18	127	-85.6 %				
United Arab Emirates	23	12	86.0 %	United States	197	119	65.9 %				
Qatar	1	0	-	Australia	0	0	-				
Others	0	12	-	EU-27							
Total	324	298	8.5 %	Netherlands	132	105	25.5 %				
				Others	10	68	-84.9 %				
				EU-27 total	142	173	-17.7 %				
				Others	0	0	-				
				Total	357	419	-14.6 %				

Source: Statistics Canada / Source: CFIA

Federally Inspected Veal Slaughter - Canada



Source: Canadian Beef Grading Agency



United States										
Week ending March 18, 2023										
Federally Inspected Slaughter				Pennsylvania Calf Auction						
	Weekly			Year to date			Graded Holstein Bull Calves* March 18, 2023			
	2023	2022	% chg	2023	2022	% chg				
Milk-fed or nature							\$ / 100 lbs			
North East & North Central*	2 314	2 510	-7.8 %	26 530	33 343	-20.4 %				
Other calves	3 308	3 967	-16.6 %	43 089	47 843	-9.9 %				
	5 622	6 477	-13.2 %	69 619	81 186	-14.2 %				
Production										
Calves (million lbs)	0.9	1.1	-18.2 %	10.3	11.4	-9.6 %				
Live weight (lbs)	272	253	7.5 %							
Dressed weight (lbs)	159	148	7.4 %							
North East & North Central										
(Veal Carcass, Hot Basis – Paid to Producer (Hide off, 255-315 lbs))										
Special fed : milk fed, nature										
\$US / 100 lbs										
				Weighted Average	Min	Max				
Non-Packer & Packers Owned				428.48	420.00	433.00				
							Number 1 - 89 lbs 54 100.00 290.00 90 - 120 lbs 300 90.00 300.00 + 120 lbs 37 175.00 255.00 Beef Cross 99 165.00 490.00 Number 2 - 100 lbs 110 70.00 230.00 + 100 lbs 85 125.00 240.00 Beef Cross 12 200.00 380.00 Number 3 - 100 lbs 91 15.00 190.00 + 100 lbs 31 35.00 190.00 Beef Cross 0 0.00 0.00			
							* Does not include all head sold			

Source : USDA

Source : USDA