



Beef Supply at a Glance - CANADA

Year to Date for the Week Ending February 4, 2023

Federally Inspected Slaughter (head)	West			East			CANADA		
	2023	2022	% chg	2023	2022	% chg	2023	2022	% chg
Steers	129,362	110,943	17 %	43,234	41,780	3 %	172,596	152,723	13 %
Heifers	75,465	91,287	-17 %	9,512	11,783	-19 %	84,977	103,070	-18 %
Cows	46,613	37,903	23 %	13,492	12,743	6 %	60,105	50,646	19 %
Bulls	870	731	19 %	101	41	146 %	971	772	26 %
Total YTD	252,310	240,864	5 %	66,339	66,347	0 %	318,649	307,211	4 %
Total Jan. - Dec. 2022		2,578,431			680,316			3,258,747	
Carcass Weight (lbs)									
Steers	937	918	2 %	974	953	2 %	946	928	2 %
Heifers	830	843	-2 %	855	840	2 %	833	843	-1 %
Cows	742	744	0 %	669	661	1 %	726	723	0 %
Bulls	897	958	-6 %	991	1,013	-2 %	906	961	-6 %

Source: Canadian Beef Grading Agency (CBGA)

Beef Output (tonnes)	2023	2022	% chg	2023	2022	% chg	2023	2022	% chg
Fed	83,385	81,104	3 %	22,790	22,546	1 %	106,176	103,650	2 %
Non-Fed	16,044	13,102	22 %	4,138	3,840	8 %	20,182	16,942	19 %
Total	99,429	94,207	6 %	26,928	26,386	2 %	126,357	120,593	5 %
Total Jan. - Dec. 2022		1,012,678			272,954			1,285,633	

Imports	For the period Jan. 1 - Dec. 31, 2022			Imports	For the period Jan. 1 - Feb. 4, 2023		
Live Cattle from U.S.				Beef & Veal Imports			
(head)	2022	2021	% chg	(tonnes)	2023	2022	% chg
pure bred	15,550	15,966	-3 %	United States of America	8,418	8,346	1 %
non pure bred	301,606	385,569	-22 %	Australia	1,151	878	31 %
Total	317,156	401,535	-21 %	Mexico	1,069	968	10 %
				New Zealand	255	940	-73 %
				Uruguay	906	1,277	-29 %
				Brazil	213	154	38 %
				Others	548	2,852	-81 %
				Total	12,560	15,416	-19 %

Source: Statistics Canada

Exports	For the period Jan. 1 - Jan. 28, 2023			Fresh, chilled & frozen (H.S. 0201, 0202)		
Live Cattle to U.S.				Non-CUSMA Beef/Veal total (exc. EU-27)		
(head)	2023	2022	% chg	EU-27 (Beef/Veal total)		
slaughter steers, heifers, cows	37,638	42,064	-11 %	2,415	3,541	-32 %
feeder cattle & calves	9,215	13,838	-33 %	440	2,321	-81 %
bulls	1,910	1,462	31 %			
others	1,850	1,628	14 %			
Total	50,613	58,992	-14 %			

Source: USDA - APHIS

Source: Canadian Food Inspection Agency (CFIA)

Exports	For the period Jan. 1 - Dec. 31, 2022						
Beef & Veal Exports to U.S.							
(tonnes)	2022	2021	% chg	2022	2021	% chg	
Carcasses and Half-Carcasses	3,634	N/A		0	N/A		3,634
Primal Cuts	29,205	272,268		2,294	23,626		327,393
Chuck	9,837	60,130		50	1,355		71,373
Loin	1,661	36,869		0	286		38,817
Brisket	0	22,003		0	81		22,084
Flank and Plate	4,926	14,659		6	2,010		21,600
Hip	459	21,667		0	535		22,662
Rib	9,340	18,107		588	135		28,170
Others	2,981	98,831		1,650	19,224		122,687
Offals	N/A	N/A		N/A	N/A		21,655
Processed	N/A	N/A		N/A	N/A		8,369
Total	32,839	272,268		2,294	23,626		361,051

Source: Statistics Canada

Beef & Veal Exports	For the period Jan. 1 - Dec. 31, 2022						
	Exports to All Countries (tonnes)			Exports to E.U-27 (tonnes)			
	2022	2021	% chg	2022	2021	% chg	
United States	361,051	353,844	2 %	3,451,303	3,257,822	6 %	Netherlands
Japan	67,833	58,132	17 %	518,510	437,875	18 %	Italy
Mexico	26,521	23,396	13 %	214,734	191,674	12 %	Belgium
South Korea	19,008	12,811	48 %	192,821	116,922	65 %	Spain
Viet Nam	15,753	11,868	33 %	129,504	83,019	56 %	Luxembourg
Hong Kong	4,764	7,501	-36 %	51,131	75,497	-32 %	France
Philippines	2,868	4,689	-39 %	13,211	14,183	-7 %	Germany
Saudi Arabia	2,212	1,854	19 %	4,059	2,844	43 %	Sweden
Angola	2,108	881	139 %	40,712	11,277	261 %	Total
Others	8,909	29,225	-70 %	61,325	260,854	-76 %	Total ('000 \$ CDN)
Total	511,027	504,202	1 %	4,677,311	4,451,966	5 %	1,158
Cattle Hides & Skins Exports (Number '000)	3,647	3,655	0 %	185,471	212,393	-13 %	1,450

Source: Statistics Canada



Beef Supply at a Glance - Canadian Federally Inspected

Year to Date for the Week Ending February 4, 2023

	Fed Slaughter (head)				Non-fed Slaughter (head)				Total Canada
	West	East	Canada	Weekly Avg.	West	East	Canada	Weekly Avg.	
2023-02-04	40,245	10,339	50,584		9,537	2,493	12,030		62,614
January 2023	164,582	42,407	206,989	51,747	37,946	1,977	39,923	9,981	246,912
December 2022	192,056	47,845	239,901	47,980	46,254	13,515	59,769	11,954	299,670
November 2022	169,519	46,037	215,556	43,111	35,087	9,763	44,850	11,213	260,406
October 2022	172,941	44,135	217,076	54,269	27,365	8,735	36,100	9,025	253,176
September 2022	225,911	56,401	282,312	56,462	28,906	10,262	39,168	7,834	321,480
August 2022	176,913	42,970	219,883	54,971	22,466	7,543	30,009	7,502	249,892
July 2022	182,435	42,139	224,574	56,144	26,112	8,715	34,827	8,707	259,401
June 2022	215,454	47,727	265,937	53,187	32,265	10,909	43,174	8,635	309,111
May 2022	173,081	44,704	217,785	54,446	25,544	8,801	34,345	8,586	252,130
April 2022	171,663	44,568	216,231	54,058	26,706	8,155	34,861	8,715	251,092
March 2022	222,239	58,239	280,478	56,096	33,995	12,129	46,124	9,225	326,602
February 2022	168,509	44,014	212,523	53,131	30,256	10,946	41,202	10,301	253,725
January 2022	161,022	42,681	203,703	50,926	31,028	10,176	41,204	10,301	244,907
YTD Total 2023	204,827	52,746	257,573	51,515	47,483	13,593	61,076	12,215	318,649
Total 2022	2,231,743	346,688	2,578,431	49,585	465,984	214,332	680,316	13,083	3,258,747

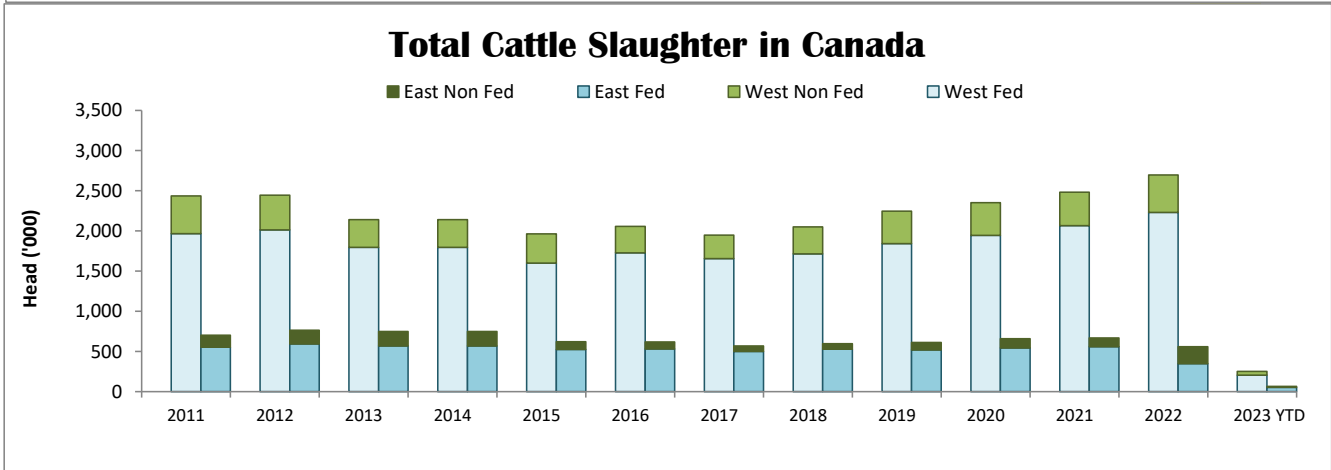
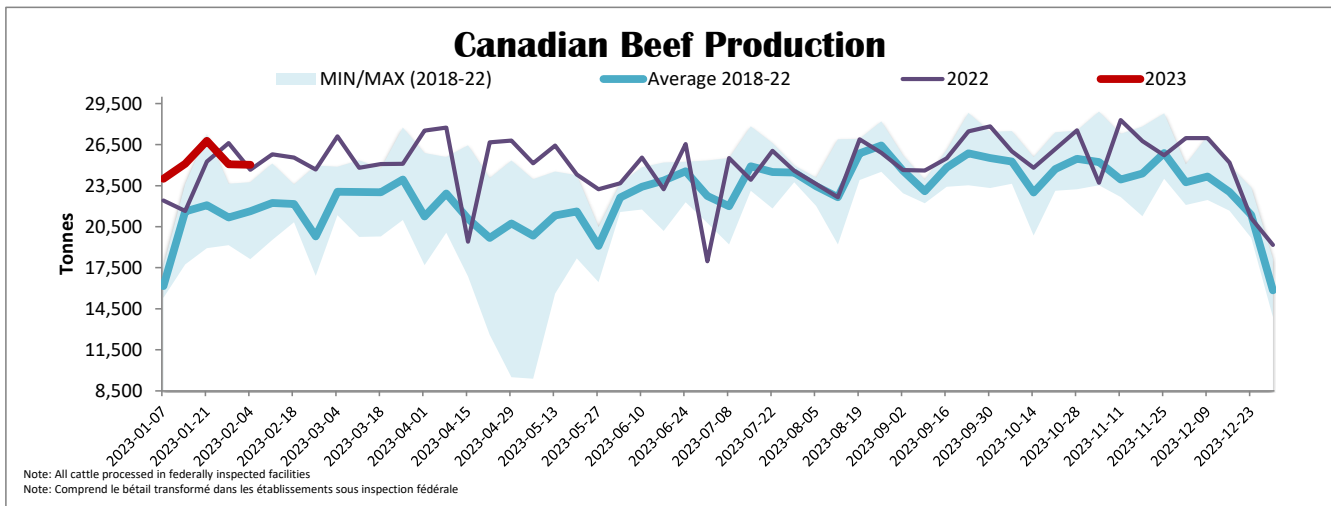
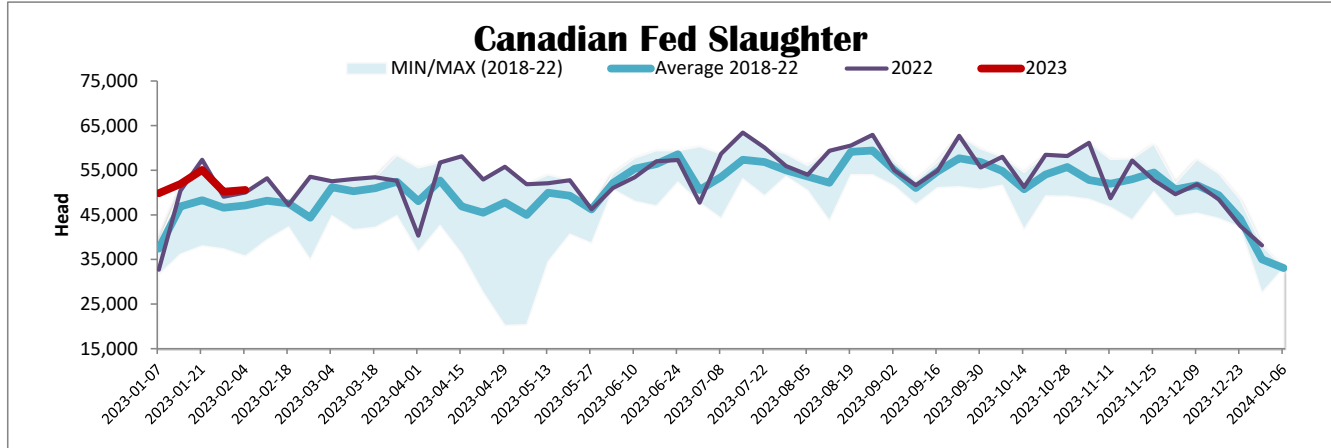
Grading									
	Weekly Totals				February 4, 2023				% chg '22 - '23
	West	% total	East	% total	Canada 2023	% total	Canada 2022		
A - Prime	2,683	6.7 %	751	7.2 %	3,434	6.8 %	2,349	46.2%	
AAA	28,351	71.0 %	7,074	67.9 %	35,425	70.3 %	36,978	-4.2%	
AA	8,124	20.3 %	2,299	22.1 %	10,423	20.7 %	10,705	-2.6%	
A	428	1.1 %	29	0.3 %	457	0.9 %	336	36.0%	
B1, 2, 3, 4	366	0.9 %	261	2.5 %	627	1.2 %	578	8.5%	

	Year-to-date				Canada 2023				% chg '22 - '23
	West	% total	East	% total	Canada 2023	% total	Canada 2022		
A - Prime	12,079	5.9 %	3,724	7.0 %	15,803	6.1 %	10,868	45.4 %	
AAA	146,041	71.5 %	36,505	68.8 %	182,546	71.0 %	183,019	-0.3 %	
AA	41,713	20.4 %	11,539	21.8 %	53,252	20.7 %	52,168	2.1 %	
A	2,172	1.1 %	220	0.4 %	2,392	0.9 %	1,598	49.7 %	
B1, 2, 3, 4	2,126	1.0 %	1,054	2.0 %	3,180	1.2 %	2,936	8.3 %	

Source: CBGA

Year to Date for the Week Ending February 4, 2023

Federally Inspected Slaughter



Source: Canadian Beef Grading Agency (CBGA)