

Veal Supply at a Glance - Canada

For week ending February 4, 2023

Quebec Live Auction											
	2023				2022				Volume (YTD)		
	Number (head)	Price (\$ / 100 lbs)			Number (head)	Price (\$ / 100 lbs)			head		
Dairy Calves		Average	Min	Max		Average	Min	Max	2023	2022	% chg
Holstein Male											
Good 90 -120 lbs	403	204.00	180.00	235.00	430	141.00	124.00	160.00	2 097	2 249	-6.8 %
Good 121 - 140 lbs	166	205.00	180.00	230.00	198	142.00	125.00	165.00	763	1 049	-27.3 %
Average 90 - 140 lbs	347	158.00	120.00	205.00	388	116.00	80.00	140.00	1 955	2 159	-9.4 %
Misc. - All weights	189	67.00	30.00	135.00	182	45.00	9.00	85.00	854	928	-8.0 %
Holstein Female											
Good 90 -120 lbs	25	164.00	120.00	195.00	26	101.00	65.00	165.00	148	170	-12.9 %
Other milk breeds (all weights)	13	118.00	55.00	175.00	12	67.00	20.00	100.00	101	114	-11.4 %
Crossbreeds dairy-butcher (all weights)	490	389.00	240.00	495.00	456	328.00	230.00	390.00	2 723	2 576	5.7 %
A2 Grain fed veal cattle (hide off)	1,570	355.00	n/a	n/a	1,688	298.80	n/a	n/a	8 641	7 546	14.5 %
688 lbs live / 375-419 lbs hide off											

Source: Les producteurs de bovins du Québec

Ontario Live Auction											
	2023				2022				Volume (YTD)		
	Number (head)	Price (\$ / 100 lbs)			Number (head)	Price (\$ / 100 lbs)			head		
		Average	Min	Max		Average	Min	Max	2023	2022	% chg
+ 600 lbs	482	200.79	178.35	221.24	518	156.82	137.96	173.72	2 480	2 663	-6.9 %
451 - 600 lbs	23	171.71	140.93	193.11	53	127.55	95.56	152.89	149	169	-11.8 %
301 - 450 lbs	10	191.91	156.70	223.20	25	180.34	126.92	214.99	169	144	17.4 %
126 - 300 lbs	98	222.41	128.36	377.40	162	124.68	83.62	212.72	707	869	-18.6 %
- 125 lbs	713	224.07	141.03	451.58	767	162.39	92.31	334.13	3 636	4 117	-11.7 %

Source: Beef Farmers of Ontario

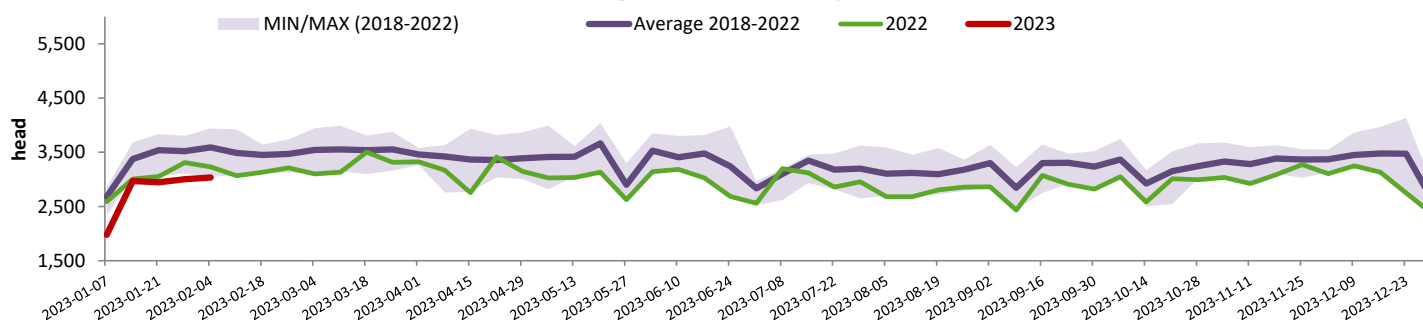
Federally Inspected Slaughter									
	Weekly			Year to date			Carcass Weight lbs (Jan-November)		
	2023	2022	% chg	2023	2022	% chg	2022	2021	% chg
Quebec	3 035	3 230	-6.0 %	13 931	15 188	-8.3 %	355	356	-0.3 %
Rest of Canada	0	0	-	0	0	-	-	385	-
Canada	3 035	3 230	-6.0 %	13 931	15 188	-8.3 %	354	357	-0.6 %

Source: Canadian Beef Grading Agency / Source: Canadian Food Inspection Agency (CFIA)

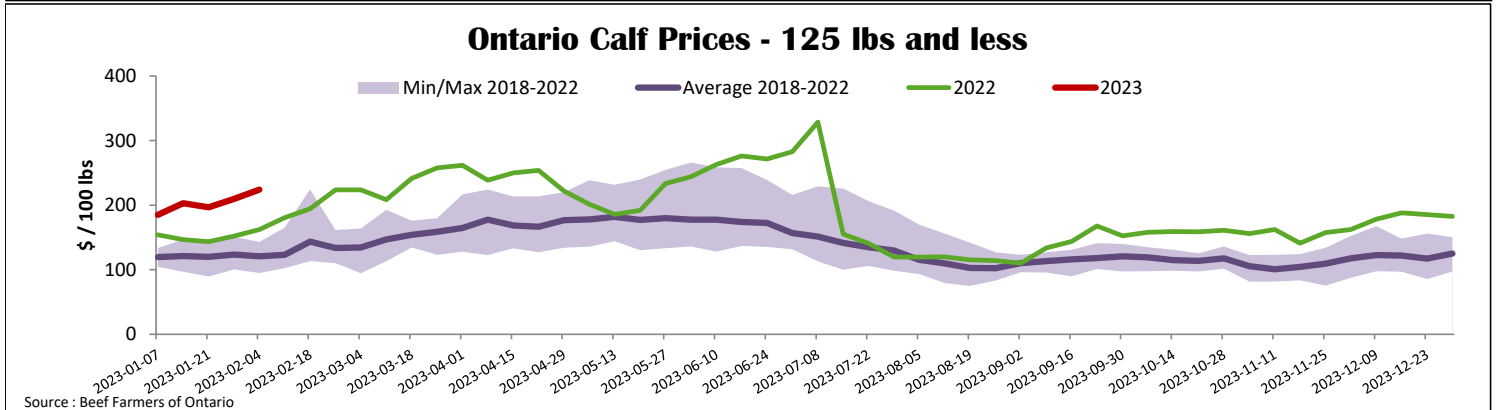
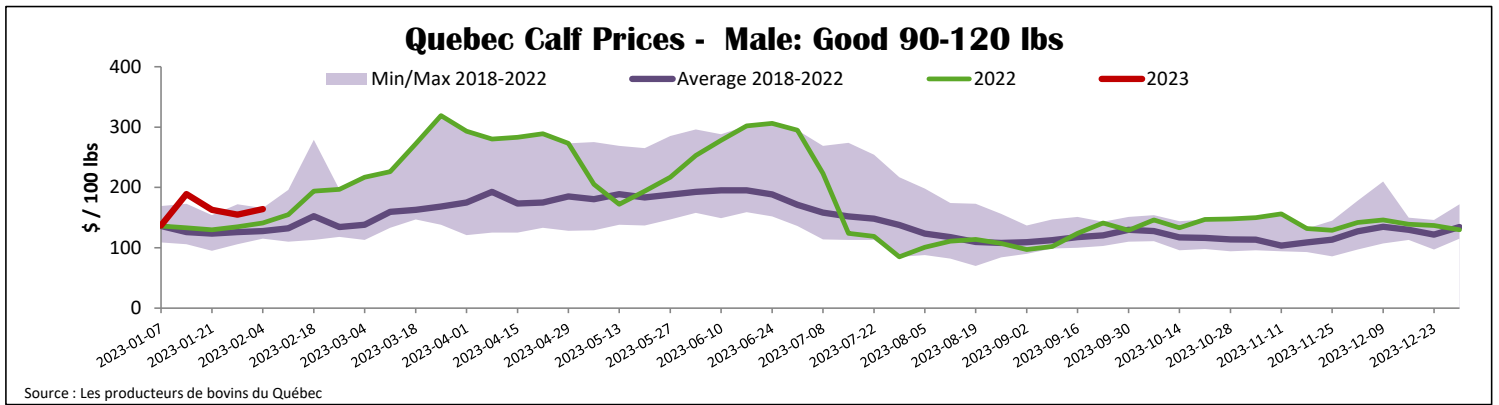
Domestic Exports					Imports				
Total veal (tonnes)	Jan. 1 - Dec. 30, 2022				Total veal (tonnes)	Jan. 1 - Feb. 4, 2023			
	2022	2021	% chg			2023	2022	% chg	
United States	3 634	3 645	-0.3 %		New Zealand	0	127		
United Arab Emirates	227	164	38.0 %		United States	28	48	-42.7 %	
Qatar	26	0	-		Australia	0	0		
Others	3	12	-71.8 %		EU-27				
Total	3 890	3 822	1.8 %		Netherlands	26	59	-55.7 %	
					Others	3	27	-90.2 %	
					EU-27 total	29	85	-66.4 %	
					Others	0	0		
					Total	56	261	-78.4 %	

Source: Statistics Canada / Source: CFIA

Federally Inspected Veal Slaughter - Canada



Source: Canadian Beef Grading Agency



United States																																																																								
Week ending January 28, 2023																																																																								
Federally Inspected Slaughter				Pennsylvania Calf Auction																																																																				
	Weekly			Year to date																																																																				
Milk-fed or nature	2023	2022	% chg	2023	2022	% chg																																																																		
North East & North Central*	2 647	2 921	-9.4 %	9 207	13 531	-32.0 %																																																																		
Other calves	4 271	4 737	-9.8 %	17 995	17 140	5.0 %																																																																		
	6 918	7 658	-9.7 %	27 202	30 671	-11.3 %																																																																		
Production																																																																								
Calves (million lbs)	1.0	1.1	-9.1 %	3.9	4.3	-9.3 %																																																																		
Live weight (lbs)	256	239	7.1 %																																																																					
Dressed weight (lbs)	150	138	8.7 %																																																																					
Source : USDA																																																																								
North East & North Central				Graded Holstein Bull Calves*																																																																				
(Veal Carcass, Hot Basis – Paid to Producer (Hide off, 255-315 lbs))				January 28, 2023																																																																				
Special fed : milk fed, nature																																																																								
\$US / 100 lbs			Weighted Average	Min	Max																																																																			
Non-Packer & Packers Owned			433.86	425.00	440.00																																																																			
				<table border="1"> <thead> <tr> <th></th> <th>Weight</th> <th>Head</th> <th>\$ / 100 lbs</th> <th>Min</th> <th>Max</th> </tr> </thead> <tbody> <tr> <td>Number 1</td> <td>- 89 lbs</td> <td>52</td> <td>140.00</td> <td>210.00</td> <td></td> </tr> <tr> <td></td> <td>90 - 120 lbs</td> <td>247</td> <td>110.00</td> <td>250.00</td> <td></td> </tr> <tr> <td></td> <td>+ 120 lbs</td> <td>20</td> <td>120.00</td> <td>175.00</td> <td></td> </tr> <tr> <td></td> <td>Beef Cross</td> <td>69</td> <td>180.00</td> <td>440.00</td> <td></td> </tr> <tr> <td>Number 2</td> <td>- 100 lbs</td> <td>89</td> <td>100.00</td> <td>175.00</td> <td></td> </tr> <tr> <td></td> <td>+ 100 lbs</td> <td>98</td> <td>100.00</td> <td>190.00</td> <td></td> </tr> <tr> <td></td> <td>Beef Cross</td> <td>31</td> <td>190.00</td> <td>350.00</td> <td></td> </tr> <tr> <td>Number 3</td> <td>- 100 lbs</td> <td>38</td> <td>25.00</td> <td>140.00</td> <td></td> </tr> <tr> <td></td> <td>+ 100 lbs</td> <td>30</td> <td>35.00</td> <td>160.00</td> <td></td> </tr> <tr> <td></td> <td>Beef Cross</td> <td>5</td> <td>125.00</td> <td>230.00</td> <td></td> </tr> </tbody> </table>				Weight	Head	\$ / 100 lbs	Min	Max	Number 1	- 89 lbs	52	140.00	210.00			90 - 120 lbs	247	110.00	250.00			+ 120 lbs	20	120.00	175.00			Beef Cross	69	180.00	440.00		Number 2	- 100 lbs	89	100.00	175.00			+ 100 lbs	98	100.00	190.00			Beef Cross	31	190.00	350.00		Number 3	- 100 lbs	38	25.00	140.00			+ 100 lbs	30	35.00	160.00			Beef Cross	5	125.00	230.00	
	Weight	Head	\$ / 100 lbs	Min	Max																																																																			
Number 1	- 89 lbs	52	140.00	210.00																																																																				
	90 - 120 lbs	247	110.00	250.00																																																																				
	+ 120 lbs	20	120.00	175.00																																																																				
	Beef Cross	69	180.00	440.00																																																																				
Number 2	- 100 lbs	89	100.00	175.00																																																																				
	+ 100 lbs	98	100.00	190.00																																																																				
	Beef Cross	31	190.00	350.00																																																																				
Number 3	- 100 lbs	38	25.00	140.00																																																																				
	+ 100 lbs	30	35.00	160.00																																																																				
	Beef Cross	5	125.00	230.00																																																																				
				* Does not include all head sold																																																																				
Source : USDA				Source : USDA																																																																				