

### Veal Supply at a Glance - Canada

For week ending January 7, 2022

Quebec Live Auction											
	2023				2022				Volume (YTD)		
	Number (head)	Price (\$ / 100 lbs)			Number (head)	Price (\$ / 100 lbs)			head		
Dairy Calves		Average	Min	Max		Average	Min	Max	2023	2022	% chg
Holstein Male											
Good 90 -120 lbs	449	172.00	150.00	200.00	552	136.00	115.00	170.00	449	552	-18.7 %
Good 121 - 140 lbs	171	171.00	150.00	190.00	262	137.00	115.00	170.00	171	262	-34.7 %
Average 90 - 140 lbs	419	136.00	100.00	170.00	485	114.00	75.00	160.00	419	485	-13.6 %
Misc. - All weights	186	55.00	20.00	110.00	239	44.00	20.00	80.00	186	239	-22.2 %
Holstein Female											
Good 90 -120 lbs	36	137.00	95.00	200.00	43	87.00	40.00	120.00	36	43	-16.3 %
Other milk breeds (all weights)	20	365.00	220.00	465.00	59	234.00	30.00	445.00	20	59	-66.1 %
Crossbreeds dairy-butcher (all weights)	543	365.00	220.00	465.00	587	408.00	290.00	515.00	543	587	-7.5 %
A2 Grain fed veal cattle (hide off)	1,182	355.00	n/a	n/a	1,215	298.10	n/a	n/a	1 824	1 215	50.1 %
688 lbs live / 375-419 lbs hide off											

Source: Les producteurs de bovins du Québec

Ontario Live Auction											
	2023				2022				Volume (YTD)		
	Number (head)	Price (\$ / 100 lbs)			Number (head)	Price (\$ / 100 lbs)			head		
		Average	Min	Max		Average	Min	Max	2023	2022	% chg
+ 600 lbs	441	207.49	182.80	225.68	513	158.18	132.82	179.05	441	513	-14.0 %
451 - 600 lbs	25	164.20	133.14	183.66	32	137.69	119.12	157.44	25	32	-21.9 %
301 - 450 lbs	47	149.53	108.49	213.48	35	129.39	108.56	157.47	47	35	34.3 %
126 - 300 lbs	191	178.06	122.21	281.26	207	148.26	97.22	255.70	191	207	-7.7 %
- 125 lbs	736	185.01	116.80	347.98	922	154.06	83.31	361.04	736	922	-20.2 %

Source: Beef Farmers of Ontario

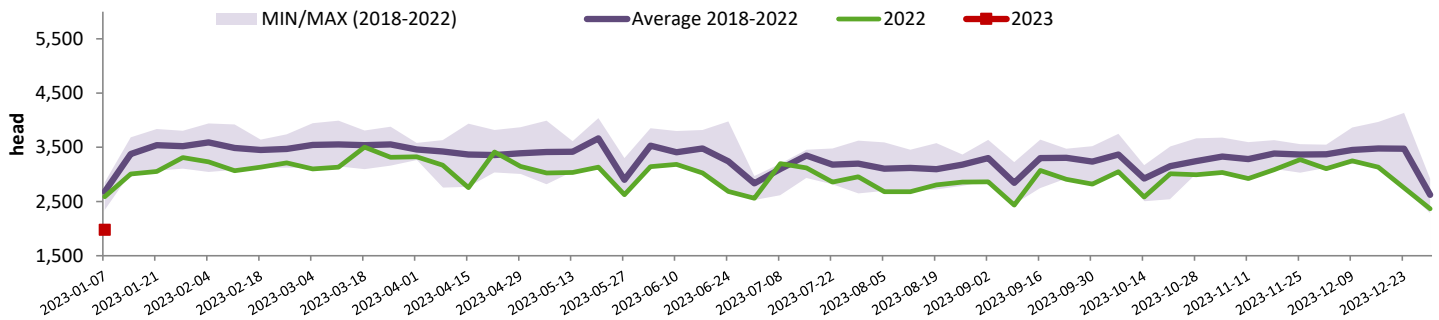
Federally Inspected Slaughter									
	Weekly			Year to date			Carcass Weight lbs (Jan-November)		
	2023	2022	% chg	2023	2022	% chg	2022	2021	% chg
Quebec	1 977	2 587	-23.6 %	1 977	2 587	-23.6 %	354	357	-0.6 %
Rest of Canada	0	0	-	0	0	-	-	385	-
<b>Canada</b>	<b>1 977</b>	<b>2 587</b>	<b>-23.6 %</b>	<b>1 977</b>	<b>2 587</b>	<b>-23.6 %</b>	<b>354</b>	<b>357</b>	<b>-0.6 %</b>

Source: Canadian Beef Grading Agency / Source: Canadian Food Inspection Agency (CFIA)

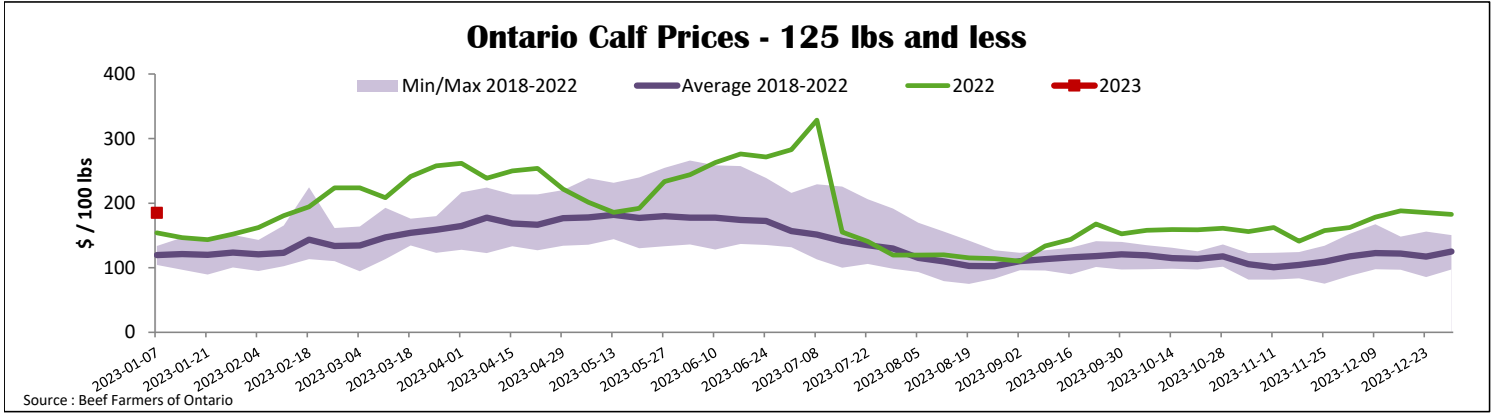
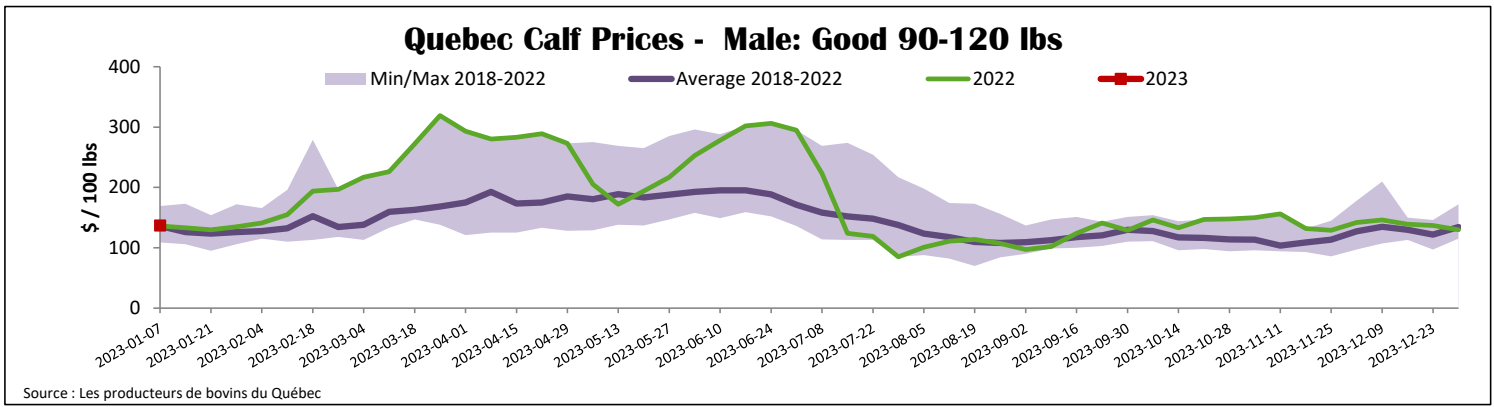
Domestic Exports				Imports			
Total veal (tonnes)	Jan. 1 - Nov. 30, 2022			Total veal (tonnes)	Jan. 1 - Jan. 7, 2022		
	2022	2021	% chg		2023	2022	% chg
United States	3 339	3 345	-0.2 %	New Zealand	1	37	-96.2 %
United Arab Emirates	196	139	41.2 %	United States	5	22	-77.4 %
Qatar	14	0	-	Australia	0	0	
Others	3	12	-71.8 %	<b>EU-27</b>			
<b>Total</b>	<b>3 552</b>	<b>3 496</b>	<b>1.6 %</b>	Netherlands	0	2	
				Others	0	0	
				<b>EU-27 total</b>	<b>0</b>	<b>2</b>	
				Others	0	0	
				<b>Total</b>	<b>6</b>	<b>61</b>	<b>-89.5 %</b>

Source: Statistics Canada / Source: CFIA

### Federally Inspected Veal Slaughter - Canada



Source: Canadian Beef Grading Agency



United States						
Week ending December 31, 2021						
<b>Federally Inspected Slaughter</b>				<b>Pennsylvania Calf Auction</b>		
	Weekly			Year to date		
Milk-fed or nature	2022	2021	% chg	2022	2021	% chg
North East & North Central*	2 024	0	-	142 294	136 955	3.9 %
Other calves	4 592	7 378	-37.8 %	218 620	246 116	-11.2 %
	<b>6 616</b>	<b>7 378</b>	<b>-10.3 %</b>	<b>360 914</b>	<b>383 071</b>	<b>-5.8 %</b>
Production						
Calves (million lbs)	0.9	1.0	-10.0 %	52.6	51.6	1.9 %
Live weight (lbs)	225	227	-0.9 %			
Dressed weight (lbs)	130	131	-0.8 %			
Source : USDA						
<b>North East &amp; North Central</b>						
(Veal Carcass, Hot Basis – Paid to Producer (Hide off, 255-315 lbs))						
Special fed : milk fed, nature						
\$US / 100 lbs				Weighted Average	Min	Max
Non-Packer & Packers Owned				437.25	430.00	440.00
Source : USDA						
<b>Graded Holstein Bull Calves*</b>						
December 31, 2022						
		Weight	Head	\$ / 100 lbs		
				Min	Max	
Number 1	- 89 lbs	25	140.00	180.00		
	90 - 120 lbs	179	130.00	230.00		
	+ 120 lbs	13	125.00	155.00		
	Beef Cross	29	250.00	350.00		
Number 2	- 100 lbs	82	50.00	157.00		
	+ 100 lbs	62	110.00	170.00		
	Beef Cross	6	175.00	250.00		
Number 3	- 100 lbs	100	15.00	200.00		
	+ 100 lbs	65	35.00	140.00		
	Beef Cross	8	100.00	175.00		
* Does not include all head sold						
Source : USDA						