



# Beef Supply at a Glance - CANADA

Year to Date for the Week Ending December 17, 2022

Federally Inspected Slaughter (head)	West			East			CANADA		
	2022	2021	% chg	2022	2021	% chg	2022	2021	% chg
Steers	1,302,837	1,361,975	-4 %	432,553	420,563	3 %	1,735,390	1,782,538	-3 %
Heifers	864,138	800,297	8 %	114,489	127,608	-10 %	978,627	927,905	5 %
Cows	336,736	322,325	4 %	113,658	112,922	1 %	450,394	435,247	3 %
Bulls	14,092	16,531	-15 %	1,192	550	117 %	15,284	17,081	-11 %
<b>Total YTD</b>	<b>2,517,803</b>	<b>2,501,128</b>	<b>1 %</b>	<b>661,892</b>	<b>661,643</b>	<b>0 %</b>	<b>3,179,695</b>	<b>3,162,771</b>	<b>1 %</b>
<b>Total Jan. - Dec. 2021</b>		<b>2,578,563</b>			<b>680,316</b>			<b>3,258,879</b>	
<b>Carcass Weight (lbs)</b>									
Steers	924	909	2 %	946	953	-1 %	930	919	1 %
Heifers	844	839	1 %	839	853	-2 %	843	841	0 %
Cows	749	741	1 %	668	669	0 %	728	723	1 %
Bulls	946	993	-5 %	958	995	-4 %	947	993	-5 %

Source: Canadian Beef Grading Agency (CBGA)

<b>Beef Output (tonnes)</b>									
Fed	876,930	866,136	1 %	229,119	231,129	-1 %	1,106,049	1,097,265	1 %
Non-Fed	120,415	115,824	4 %	34,965	34,508	1 %	155,380	150,332	3 %
<b>Total</b>	<b>997,345</b>	<b>981,960</b>	<b>2 %</b>	<b>264,084</b>	<b>265,637</b>	<b>-1 %</b>	<b>1,261,429</b>	<b>1,247,597</b>	<b>1 %</b>
<b>Total Jan. - Dec. 2021</b>		<b>1,012,678</b>			<b>272,954</b>			<b>1,285,633</b>	

Imports For the period Jan. 1 - Oct. 31, 2022				Imports For the period Jan. 1 - Dec. 17, 2022			
<b>Live Cattle from U.S.</b>				<b>Beef &amp; Veal Imports</b>			
(head)	2022	2021	% chg	(tonnes)	2022	2021	% chg
pure bred	11,059	14,511	-24 %	United States of America	97,957	99,432	-1 %
non pure bred	228,632	348,909	-34 %	New Zealand	9,877	12,090	-18 %
<b>Total</b>	<b>239,691</b>	<b>363,420</b>	<b>-34 %</b>	Mexico	9,360	7,074	32 %
				Australia	5,975	9,096	-34 %
				Uruguay	8,823	8,394	5 %
				Brazil	4,061	2,854	42 %
				Others	18,645	19,570	-5 %
				<b>Total</b>	<b>154,698</b>	<b>158,509</b>	<b>-2 %</b>

Source: Statistics Canada

Exports For the period Jan. 1 - Dec. 10, 2022				Fresh, chilled & frozen (H.S. 0201, 0202)			
<b>Live Cattle to U.S.</b>				Non-CUSMA Beef/Veal total (exc. EU-27)			
(head)	2022	2021	% chg	EU-27 (Beef/Veal total)			
slaughter steers, heifers, cows	470,756	429,606	10 %				
feeder cattle & calves	193,933	135,696	43 %				
bulls	41,195	35,632	16 %				
others	12,761	8,832	44 %				
<b>Total</b>	<b>718,645</b>	<b>609,766</b>	<b>18 %</b>				
					<b>30,538</b>	<b>30,752</b>	<b>-1 %</b>
					<b>14,053</b>	<b>15,336</b>	<b>-8 %</b>

Source: USDA - APHIS

Source: Canadian Food Inspection Agency (CFIA)

<b>Exports For the period Jan. 1 - Oct. 31, 2022</b>											
<b>Beef &amp; Veal Exports to U.S.</b>											
(tonnes)	Fresh Bone-In		Fresh Boneless		Frozen Bone-In		Frozen Boneless		2022	2021	% chg
<b>Carcasses and Half-Carcasses</b>	<b>3,021</b>	<b>N/A</b>	<b>0</b>	<b>N/A</b>	<b>3,021</b>	<b>3,012</b>	<b>0 %</b>				
<b>Primal Cuts</b>	<b>23,398</b>	<b>226,023</b>	<b>2,058</b>	<b>19,601</b>	<b>271,081</b>	<b>270,692</b>	<b>0 %</b>				
Chuck	8,209	49,345	46	876	58,476	52,951	10 %				
Loin	1,485	29,731	0	244	31,459	29,849	5 %				
Brisket	0	17,824	0	78	17,902	16,367	9 %				
Flank and Plate	4,051	12,476	6	1,637	18,171	15,890	14 %				
Hip	273	17,747	0	514	18,535	22,863	-19 %				
Rib	6,934	15,141	484	56	22,615	22,371	1 %				
Others	2,445	83,760	1,523	16,197	103,924	110,402	-6 %				
<b>Offals</b>	<b>N/A</b>	<b>N/A</b>	<b>N/A</b>	<b>N/A</b>	<b>17,900</b>	<b>19,592</b>	<b>-9 %</b>				
<b>Processed</b>	<b>N/A</b>	<b>N/A</b>	<b>N/A</b>	<b>N/A</b>	<b>6,756</b>	<b>5,553</b>	<b>22 %</b>				
<b>Total</b>	<b>26,419</b>	<b>226,023</b>	<b>2,058</b>	<b>19,601</b>	<b>298,758</b>	<b>298,849</b>	<b>0 %</b>				

Source: Statistics Canada

<b>Beef &amp; Veal Exports For the period Jan. 1 - Oct. 31, 2022</b>									
	Exports to All Countries			Exports to E.U-27					
	(tonnes)	2022	2021	% chg	(tonnes)	2022	2021	% chg	
United States	298,758	298,849	0 %	2,820,689	2,700,105	4 %	Netherlands	391	223
Japan	58,974	51,162	15 %	465,300	378,728	23 %	Italy	291	276
Mexico	21,863	19,690	11 %	176,339	159,758	10 %	Belgium	172	426
South Korea	15,957	9,677	65 %	167,907	81,721	105 %	Spain	34	48
Viet Nam	14,647	10,671	37 %	120,346	73,554	64 %	Luxembourg	33	5
Hong Kong	4,203	7,234	-42 %	41,388	65,878	-37 %	France	26	47
Philippines	2,646	4,468	-41 %	12,228	12,662	-3 %	Germany	25	35
Saudi Arabia	2,221	716	210 %	39,449	8,516	363 %	Sweden	15	0
Angola	1,711	1,588	8 %	3,083	2,349	31 %	<b>Total</b>	<b>989</b>	<b>1,060</b>
Others	7,930	26,618	-70 %	52,681	219,914	-76 %	<b>Total ('000 \$ CDN)</b>	<b>18,784</b>	<b>17,480</b>
<b>Total</b>	<b>428,910</b>	<b>430,672</b>	<b>0 %</b>	<b>3,899,411</b>	<b>3,703,184</b>	<b>5 %</b>			
<b>Cattle Hides &amp; Skins Exports (Number '000)</b>	<b>3,046</b>	<b>3,075</b>	<b>-1 %</b>	<b>155,013</b>	<b>177,651</b>	<b>-13 %</b>			

Source: Statistics Canada





### Beef Supply at a Glance - Canadian Federally Inspected

Year to Date for the Week Ending December 17, 2022

	Fed Slaughter (head)				Non-fed Slaughter (head)				Total Canada
	West	East	Canada	Weekly Avg.	West	East	Canada	Weekly Avg.	
2022-12-17	39,443	11,167	50,610		10,258	3,027	13,285		63,895
2022-12-10	44,293	10,810	55,103		10,512	2,676	13,188		68,291
2022-12-03	44,025	11,043	55,068		10,263	3,012	13,275		68,343
November 2022	169,519	46,037	215,556	53,889	35,087	9,763	44,850	11,213	260,406
October 2022	172,941	44,135	217,076	54,269	27,365	8,735	36,100	9,025	253,176
September 2022	225,911	56,401	282,312	56,462	28,906	10,262	39,168	7,834	321,480
August 2022	176,913	42,970	219,883	54,971	22,466	7,543	30,009	7,502	249,892
July 2022	182,435	42,139	224,574	56,144	26,112	8,715	34,827	8,707	259,401
June 2022	215,454	47,727	265,937	53,187	32,265	10,909	43,174	8,635	309,111
May 2022	173,081	44,704	217,785	54,446	25,544	8,801	34,345	8,586	252,130
April 2022	171,663	44,568	216,231	54,058	26,706	8,155	34,861	8,715	251,092
March 2022	222,239	58,239	280,478	56,096	33,995	12,129	46,124	9,225	326,602
February 2022	168,509	44,014	212,523	53,131	30,256	10,946	41,202	10,301	253,725
January 2022	161,022	42,681	203,703	50,926	31,028	10,176	41,204	10,301	244,907
December 2021	184,021	46,590	230,611	46,122	31,813	13,360	45,173	9,035	275,784
November 2021	175,852	43,946	219,798	54,950	30,244	11,450	41,694	10,424	261,492
October 2021	183,643	42,230	225,873	56,468	26,090	10,559	36,649	9,162	262,522
September 2021	225,970	53,886	279,856	55,971	29,704	12,694	42,398	8,480	322,254
August 2021	192,659	44,128	236,787	59,197	26,675	8,441	35,116	8,779	271,903
July 2021	194,584	43,580	238,164	59,541	26,099	7,901	34,000	8,500	272,164
June 2021	215,996	50,443	266,439	53,288	35,035	10,137	45,172	9,034	311,611
May 2021	160,178	42,771	202,949	50,737	26,214	8,107	34,321	8,580	237,270
April 2021	176,078	47,505	223,583	55,896	23,541	7,882	31,423	7,856	255,006
March 2021	195,001	57,005	252,006	50,401	34,612	10,305	44,917	8,983	296,923
February 2021	160,083	43,893	203,976	50,994	28,997	8,882	37,879	9,470	241,855
January 2021	164,073	46,989	211,062	52,766	31,401	7,632	39,033	9,758	250,095
<b>YTD Total 2022</b>	<b>2,167,448</b>	<b>546,635</b>	<b>2,714,083</b>	<b>54,282</b>	<b>350,763</b>	<b>114,849</b>	<b>465,612</b>	<b>9,312</b>	<b>3,179,695</b>
<b>Total 2021</b>	<b>2,228,138</b>	<b>562,966</b>	<b>2,791,104</b>	<b>53,675</b>	<b>350,425</b>	<b>117,350</b>	<b>467,775</b>	<b>8,996</b>	<b>3,258,879</b>

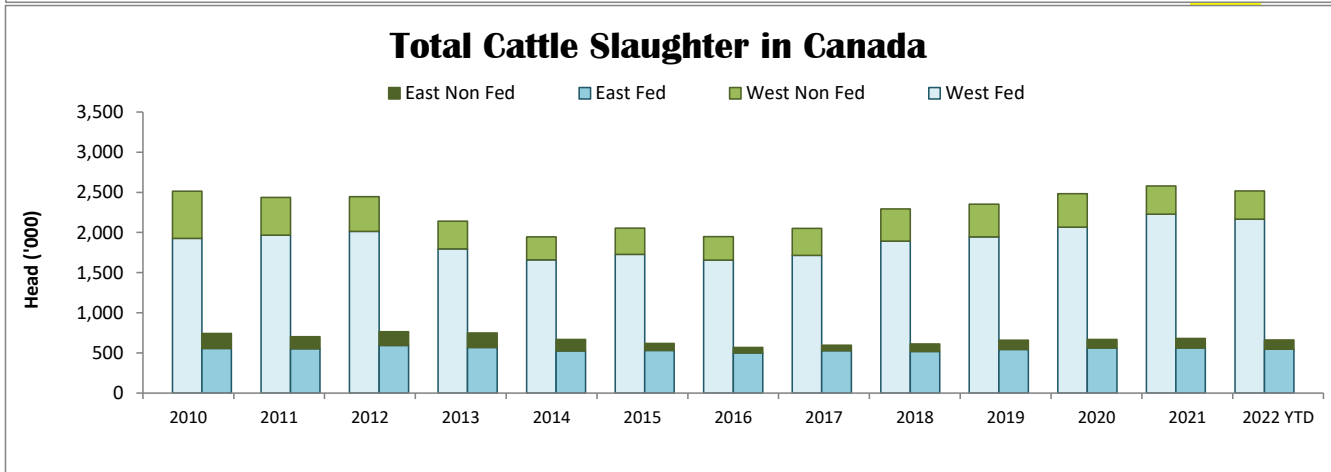
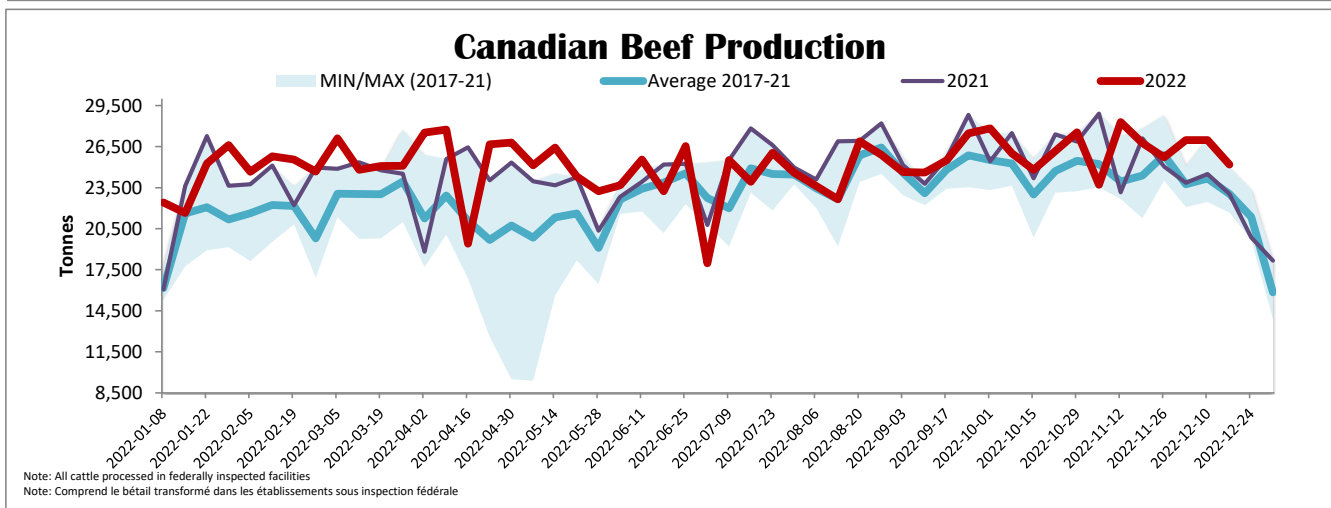
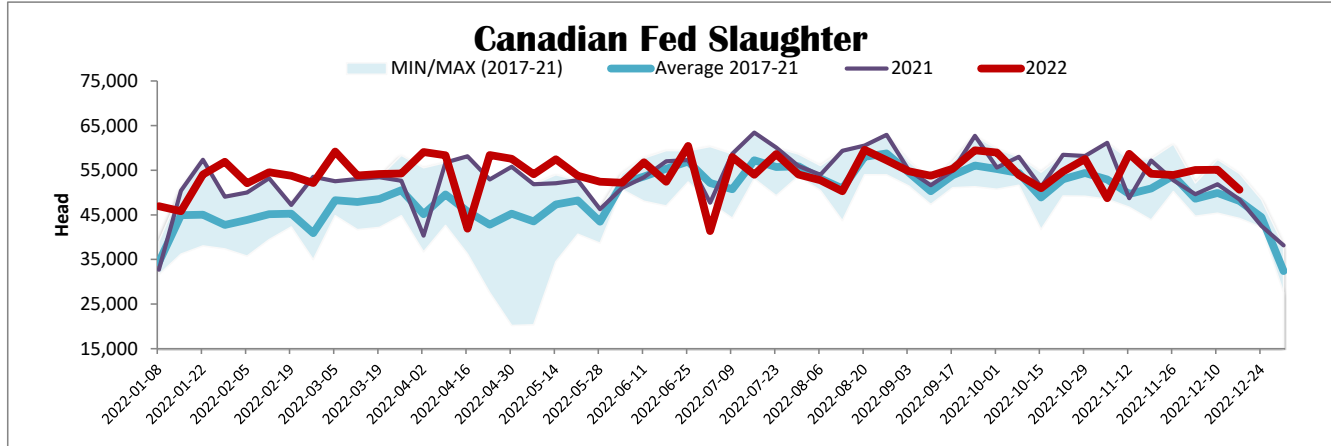
#### Grading

	Weekly Totals				December 17, 2022			
	West	% total	East	% total	Canada 2022	% total	Canada 2021	% chg '21 - '22
A - Prime	2,081	5.3 %	961	8.6 %	3,042	6.0 %	1,934	57.3%
AAA	29,180	73.7 %	7,577	67.7 %	36,757	72.3 %	33,239	10.6%
AA	7,483	18.9 %	2,305	20.6 %	9,788	19.3 %	11,433	-14.4%
A	311	0.8 %	25	0.2 %	336	0.7 %	492	-31.7%
B1, 2, 3, 4	554	1.4 %	330	2.9 %	884	1.7 %	669	32.1%
	Year-to-date							
	West	% total	East	% total	Canada 2022	% total	Canada 2021	% chg '21 - '22
A - Prime	84,717	4.0 %	29,774	5.4 %	114,491	4.3 %	109,075	5.0 %
AAA	1,503,620	70.2 %	369,118	67.4 %	1,872,738	69.6 %	1,778,958	5.3 %
AA	501,487	23.4 %	131,868	24.1 %	633,355	23.5 %	708,512	-10.6 %
A	19,836	0.9 %	6,487	1.2 %	26,323	1.0 %	42,038	-37.4 %
B1, 2, 3, 4	33,142	1.5 %	10,500	1.9 %	43,642	1.6 %	42,588	2.5 %

Source: CBGA

Year to Date for the Week Ending December 17, 2022

Federally Inspected Slaughter



Source: Canadian Beef Grading Agency (CBGA)