

Veal Supply at a Glance - Canada

For week ending December 10, 2022

Quebec Live Auction											
Dairy Calves ***	Number (head)	2022 Price (\$ / 100 lbs)			Number (head)	2021 Price (\$ / 100 lbs)			Volume (YTD) head		
		Average	Min	Max		Average	Min	Max	2022	2021	% chg
Holstein Male											
Good 90 -120 lbs	547	150.00	130.00	170.00	481	131.00	110.00	150.00	22 665	25 380	-10.7 %
Good 121 - 140 lbs	163	150.00	120.00	175.00	200	133.00	120.00	145.00	7 890	8 977	-12.1 %
Average 90 - 140 lbs	338	127.00	100.00	160.00	352	106.00	60.00	140.00	18 198	20 618	-11.7 %
Misc. - All weights	154	53.00	30.00	105.00	176	42.00	20.00	80.00	8 483	10 029	-15.4 %
Holstein Female											
Good 90 -120 lbs	30	146.00	60.00	265.00	37	81.00	40.00	120.00	1 847	2 112	-12.5 %
Other milk breeds (all weights)	24	74.00	20.00	165.00	26	79.00	40.00	140.00	929	1 177	-21.1 %
Crossbreeds dairy-butcher (all weights)	559	390.00	200.00	500.00	541	279.00	190.00	370.00	23 759	21 925	8.4 %
A2 Grain fed veal cattle (hide off)	1,284	355.00	n/a	n/a	1,574	288.00	n/d	n/d	83 771	70 972	18.0 %
688 lbs live / 375-419 lbs hide off											

***Weekly data currently unavailable

Source: Les producteurs de bovins du Québec

Ontario Live Auction											
	Number (head)	2022 Price (\$ / 100 lbs)			Number (head)	2021 Price (\$ / 100 lbs)			Volume (YTD) head		
		Average	Min	Max		Average	Min	Max	2022	2021	% chg
+ 600 lbs	482	199.43	170.62	223.16	529	160.71	135.98	181.27	29 854	32 047	-6.8 %
451 - 600 lbs	33	164.85	134.53	191.65	30	120.79	111.33	132.73	1 628	1 640	-0.7 %
301 - 450 lbs	49	158.39	117.81	191.46	45	142.63	108.38	174.53	1 612	1 724	-6.5 %
126 - 300 lbs	98	151.60	88.82	274.03	108	127.88	87.64	219.04	6 457	5 963	8.3 %
- 125 lbs	790	178.41	100.54	400.60	841	142.24	81.07	316.64	40 267	41 519	-3.0 %

Source: Beef Farmers of Ontario

Federally Inspected Slaughter									
	Weekly			Year to date			Carcass Weight lbs (Jan-October)		
	2022	2021	% chg	2022	2021	% chg	2022	2021	% chg
Quebec	3 248	3 290	-1.3 %	147 456	151 112	-2.4 %	354	357	-0.6 %
Rest of Canada	0	0	-	1	560	-99.8 %	-	385	-
Canada	3 248	3 290	-1.3 %	147 457	151 672	-2.8 %	354	357	-0.6 %

Source: Canadian Beef Grading Agency

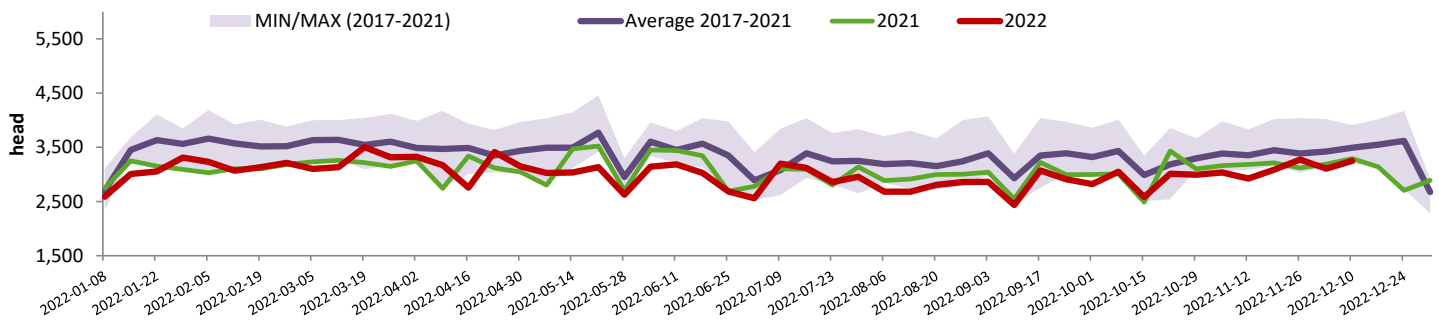
Source: Canadian Food Inspection Agency (CFIA)

Domestic Exports					Imports						
Total veal (tonnes)	Jan. 1 - Oct. 31, 2022				Total veal (tonnes)	Jan. 1 - Dec. 10, 2022					
	2022	2021	% chg		2022	2021	% chg				
United States	3 021	3 012	0.3 %	New Zealand	1 672	1 667	0.3 %	United States	633	607	4.2 %
United Arab Emirates	175	125	39.6 %	Australia	0	32	-	EU-27			
Qatar	7	0	-	Netherlands	482	404	19.3 %	Others	251	393	-36.1 %
Others	3	0	-	EU-27 total	734	798	-8.0 %	Total	3 052	3 128	-2.4 %
Total	3 206	3 137	2.2 %								

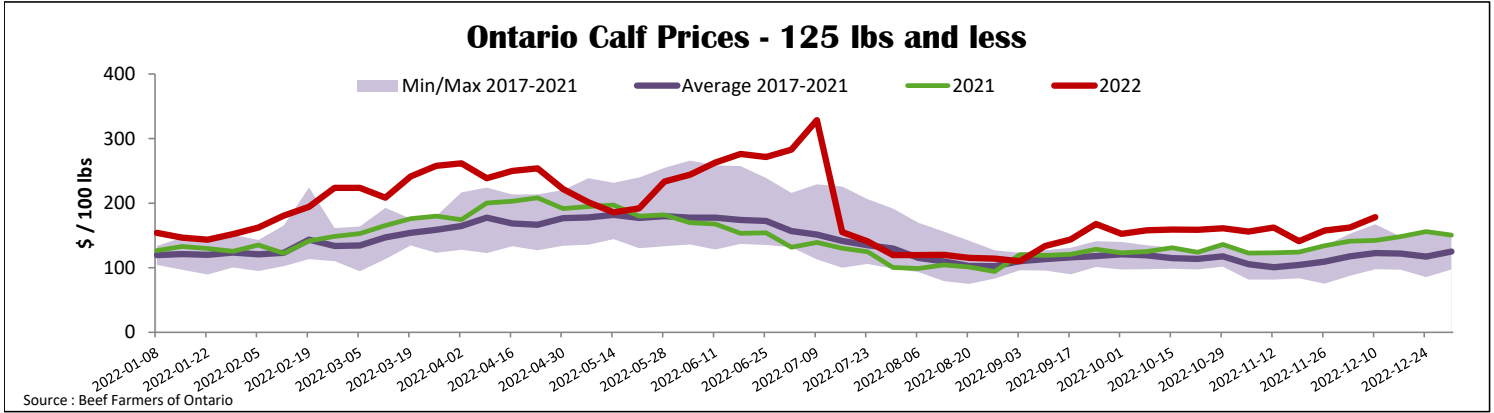
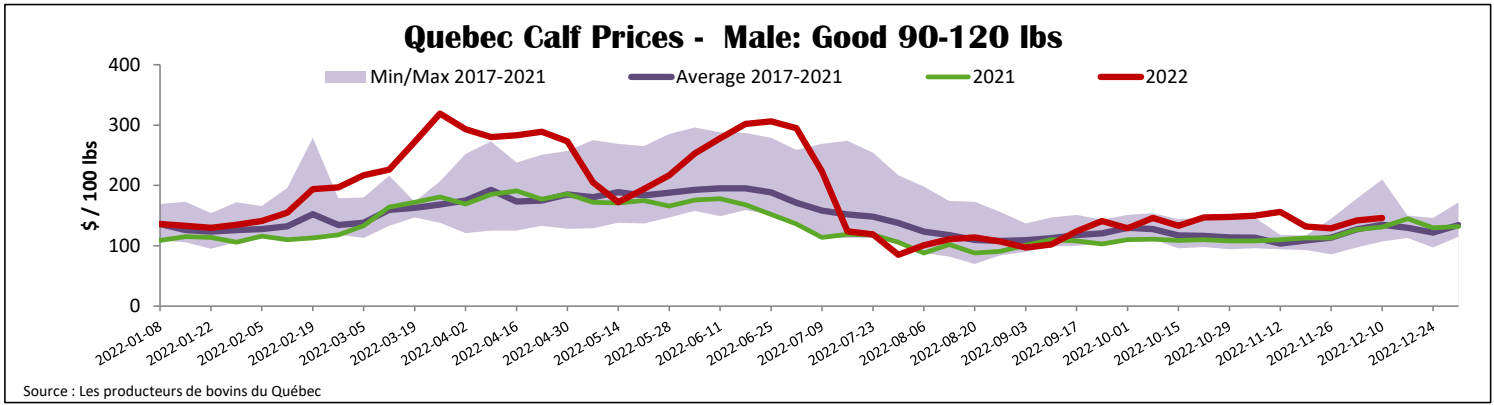
Source: Statistics Canada

Source: CFIA

Federally Inspected Veal Slaughter - Canada



Source: Canadian Beef Grading Agency



United States						
Week ending December 3, 2022						
Federally Inspected Slaughter				Pennsylvania Calf Auction		
	Weekly		Year to date			Graded Holstein Bull Calves* December 3, 2022
Milk-fed or nature	2022	2021	%	2022	2021	%
North East & North Central*	2 593	2 855	-9.2 %	132 757	127 778	3.9 %
Other calves	5 024	5 875	-14.5 %	198 668	222 876	-10.9 %
	7 617	8 730	-12.7 %	331 425	350 654	-5.5 %
Production						
Calves (million lbs)	1.1	1.2	-8.3 %	48.5	46.9	3.4 %
Live weight (lbs)	238	233	2.1 %			
Dressed weight (lbs)	139	135	3.0 %			
Source : USDA						
North East & North Central						
(Veal Carcass, Hot Basis – Paid to Producer (Hide off, 255-315 lbs))						
Special fed : milk fed, nature						
\$US / 100 lbs			Weighted Average	Min	Max	
Non-Packer & Packers Owned			440.00	440.00	440.00	
Source : USDA						
		Weight	Head	\$/ 100 lbs		
				Min	Max	
Number 1	- 89 lbs	34	15.00	145.00		
	90 - 120 lbs	265	105.00	240.00		
	+ 120 lbs	16	100.00	145.00		
	Beef Cross	78	200.00	400.00		
Number 2	- 100 lbs	114	40.00	150.00		
	+ 100 lbs	114	10.00	125.00		
	Beef Cross	43	200.00	285.00		
Number 3	- 100 lbs	141	30.00	125.00		
	+ 100 lbs	67	40.00	105.00		
	Beef Cross	19	100.00	200.00		
* Does not include all head sold						
Source : USDA						