

### Veal Supply at a Glance - Canada

For week ending November 12, 2022

Quebec Live Auction											
Dairy Calves ***	Number (head)	2022 Price (\$ / 100 lbs)			Number (head)	2021 Price (\$ / 100 lbs)			Volume (YTD) head		
		Average	Min	Max		Average	Min	Max	2022	2021	% chg
Holstein Male											
Good 90 -120 lbs	561	156.00	130.00	180.00	541	110.00	100.00	120.00	20 760	23 286	-10.8 %
Good 121 - 140 lbs	166	159.00	140.00	175.00	194	113.00	104.00	125.00	7 244	8 246	-12.2 %
Average 90 - 140 lbs	326	131.00	100.00	155.00	397	87.00	60.00	110.00	16 656	19 178	-13.2 %
Misc. - All weights	181	54.00	20.00	110.00	193	42.00	20.00	80.00	7 721	9 240	-16.4 %
Holstein Female											
Good 90 -120 lbs	47	123.00	75.00	175.00	42	67.00	40.00	105.00	1 730	1 941	-10.9 %
Other milk breeds (all weights)	20	67.00	24.00	140.00	44	74.00	40.00	120.00	822	1 073	-23.4 %
Crossbreeds dairy-butcher (all weights)	213	168.00	30.00	265.00	567	231.00	150.00	345.00	21 426	19 716	8.7 %
A2 Grain fed veal cattle (hide off)	1,291	355.00	n/a	n/a	1,416	278.90	n/d	n/d	76 359	65 152	17.2 %
688 lbs live / 375-419 lbs hide off											

\*\*\*Weekly data currently unavailable

Source: Les producteurs de bovins du Québec

Ontario Live Auction											
	Number (head)	2022 Price (\$ / 100 lbs)			Number (head)	2021 Price (\$ / 100 lbs)			Volume (YTD) head		
		Average	Min	Max		Average	Min	Max	2022	2021	% chg
+ 600 lbs	543	197.35	162.74	223.49	493	143.40	122.46	162.19	27 738	29 681	-6.5 %
451 - 600 lbs	22	141.90	112.61	165.68	48	117.94	96.48	137.58	1 473	1 481	-0.5 %
301 - 450 lbs	30	139.62	98.50	188.83	41	116.26	84.16	138.85	1 413	1 539	-8.2 %
126 - 300 lbs	105	126.22	70.06	251.81	169	106.86	71.18	176.04	5 965	5 446	9.5 %
- 125 lbs	803	162.43	100.57	347.00	819	123.16	63.47	278.04	36 969	38 014	-2.7 %

Source: Beef Farmers of Ontario

Federally Inspected Slaughter									
	Weekly			Year to date			Carcass Weight lbs (Jan-September)		
	2022	2021	% chg	2022	2021	% chg	2022	2021	% chg
Quebec	2 924	3 183	-8.1 %	134 743	137 741	-2.2 %	354	357	-0.9 %
Rest of Canada	0	0	-	1	560	-99.8 %	-	385	-
<b>Canada</b>	<b>2 924</b>	<b>3 183</b>	<b>-8.1 %</b>	<b>134 744</b>	<b>138 301</b>	<b>-2.6 %</b>	<b>354</b>	<b>357</b>	<b>-1.0 %</b>

Source: Canadian Beef Grading Agency

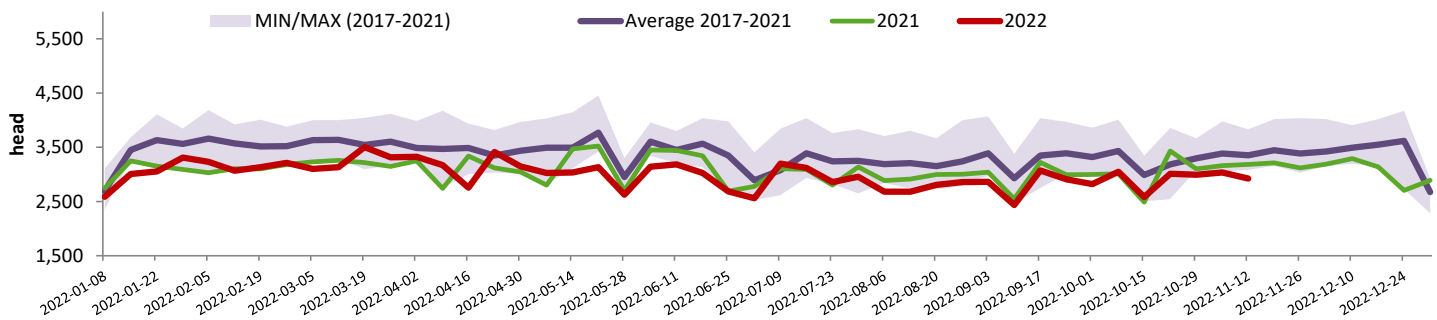
Source: Canadian Food Inspection Agency (CFIA)

Domestic Exports					Imports						
Total veal (tonnes)	Jan. 1 - Sept. 30, 2022				Total veal (tonnes)	Jan. 1 - Nov. 12, 2022					
	2022	2021	% chg		2022	2021	% chg				
United States	2 701	2 709	-0.3 %	New Zealand	1 427	1 514	-5.8 %	United States	532	558	-4.7 %
United Arab Emirates	143	107	33.7 %	Australia	0	32	-	EU-27			
Barbados	3	0	-	Netherlands	435	392	11.0 %	Others	240	368	-34.8 %
Others	3	0	-	EU-27 total	675	759	-11.1 %	Others	1	25	-96.7 %
<b>Total</b>	<b>2 851</b>	<b>2 817</b>	<b>1.2 %</b>	<b>Total</b>	<b>2 634</b>	<b>2 888</b>	<b>-8.8 %</b>				

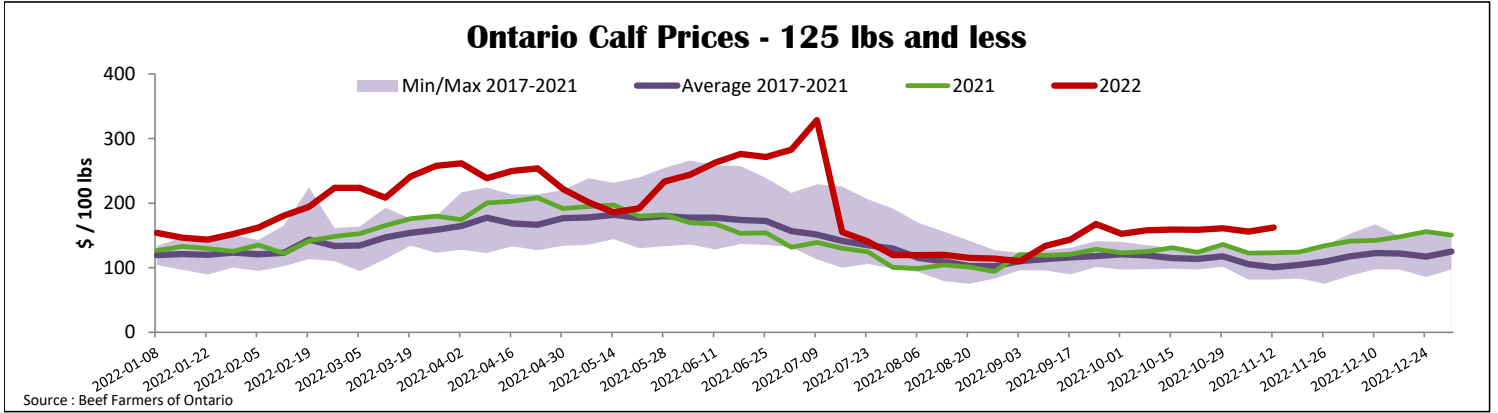
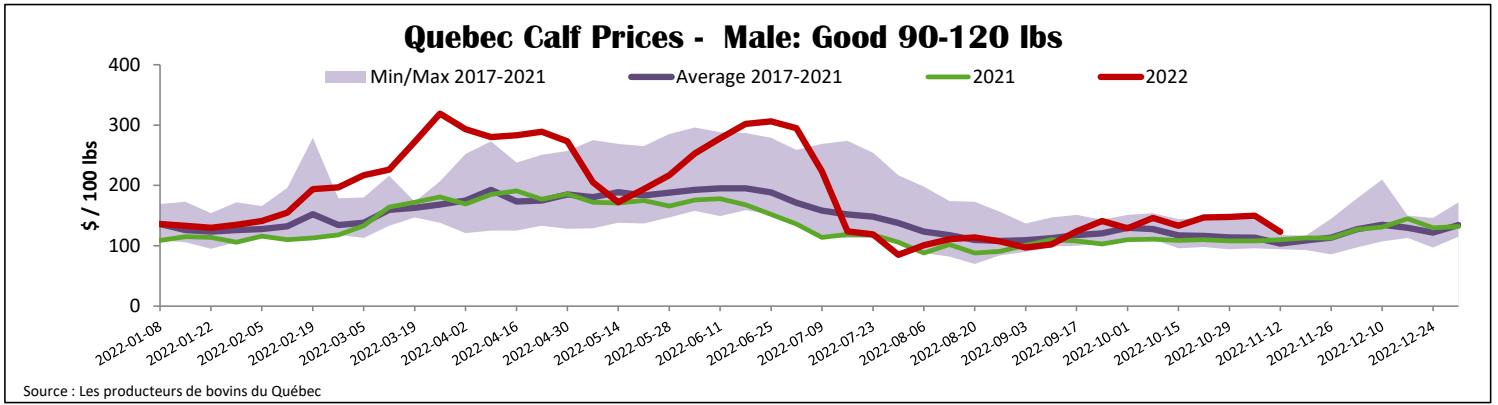
Source: Statistics Canada

Source: CFIA

### Federally Inspected Veal Slaughter - Canada



Source: Canadian Beef Grading Agency



<b>United States</b>						
Week ending November 5, 2022						
<b>Federally Inspected Slaughter</b>				<b>Pennsylvania Calf Auction</b>		
	Weekly			Year to date		
Milk-fed or nature	<b>2022</b>	<b>2021</b>	% chg	<b>2022</b>	<b>2021</b>	% chg
North East & North Central*	2 812	2 822	-0.4 %	122 422	116 941	4.7 %
Other calves	4 082	4 479	-8.9 %	181 092	210 862	-14.1 %
	<b>6 894</b>	<b>7 301</b>	<b>-5.6 %</b>	<b>303 514</b>	<b>327 803</b>	<b>-7.4 %</b>
Production						
Calves (million lbs)	1.0	1.1	-9.1 %	44.4	42.8	3.7 %
Live weight (lbs)	255	240	6.3 %			
Dressed weight (lbs)	148	140	5.7 %			
Source : USDA						
<b>North East &amp; North Central</b>				<b>November 5, 2022</b>		
(Veal Carcass, Hot Basis – Paid to Producer (Hide off, 255-315 lbs))						
Special fed : milk fed, nature						
\$US / 100 lbs				Weighted Average	Min	Max
Non-Packer & Packers Owned				438.21	430.00	440.00
Source : USDA						
				Graded Holstein Bull Calves*		
				November 5, 2022		
				\$ / 100 lbs		
				Weight	Head	
				Number 1	- 89 lbs	44
					90 - 120 lbs	181
					+ 120 lbs	16
					Beef Cross	97
						110.00
						160.00
				Number 2	- 100 lbs	93
					+ 100 lbs	89
					Beef Cross	22
						75.00
						145.00
				Number 3	- 100 lbs	123
					+ 100 lbs	38
					Beef Cross	10
						5.00
						145.00
						135.00
						160.00
* Does not include all head sold						
Source : USDA						