

Veal Supply at a Glance - Canada

For week ending October 15, 2022

Quebec Live Auction											
Dairy Calves ***	Number	2022			2021				Volume (YTD)		
		Price (\$ / 100 lbs)	Price (\$ / 100 lbs)	Price (\$ / 100 lbs)	Number	Price (\$ / 100 lbs)	Price (\$ / 100 lbs)	Price (\$ / 100 lbs)	head	head	% chg
Holstein Male	(head)	Average	Min	Max	(head)	Average	Min	Max	2022	2021	% chg
Good 90 -120 lbs	n/a	n/a	n/a	n/a	537	109.00	95.00	125.00	17 895	21 117	-15.3 %
Good 121 - 140 lbs	n/a	n/a	n/a	n/a	162	113.00	100.00	120.00	6 269	7 526	-16.7 %
Average 90 - 140 lbs	n/a	n/a	n/a	n/a	366	81.00	60.00	100.00	14 589	17 540	-16.8 %
Misc. - All weights	n/a	n/a	n/a	n/a	171	37.00	20.00	60.00	6 062	8 402	-27.9 %
Holstein Female											
Good 90 -120 lbs	n/a	n/a	n/a	n/a	35	78.00	50.00	105.00	3 034	1 787	69.8 %
Other milk breeds (all weights)	n/a	n/a	n/a	n/a	24	66.00	30.00	130.00	547	971	-43.7 %
Crossbreeds dairy-butcher (all weights)	n/a	n/a	n/a	n/a	503	323.00	140.00	400.00	14 050	17 510	-19.8 %
A2 Grain fed veal cattle (hide off)	n/a	n/a	n/a	n/a	1,348	261.00	n/a	n/a	40 792	59 787	-31.8 %
688 lbs live / 375-419 lbs hide off											

Source: Les producteurs de bovins du Québec

***Weekly data currently unavailable

Ontario Live Auction											
	Number	2022			2021				Volume (YTD)		
		Price (\$ / 100 lbs)	Price (\$ / 100 lbs)	Price (\$ / 100 lbs)	Number	Price (\$ / 100 lbs)	Price (\$ / 100 lbs)	Price (\$ / 100 lbs)	head	head	% chg
+ 600 lbs	475	188.30	167.67	205.81	439	138.29	122.31	154.74	25 629	27 276	-6.0 %
451 - 600 lbs	40	144.65	119.98	164.32	18	109.26	89.72	134.78	1 338	1 338	0.0 %
301 - 450 lbs	26	169.97	127.08	259.47	59	168.23	111.92	210.19	1 226	1 299	-5.6 %
126 - 300 lbs	100	150.81	90.10	277.43	103	115.57	70.29	223.95	5 422	4 850	11.8 %
- 125 lbs	739	159.01	93.90	331.88	792	130.87	64.25	306.71	33 600	34 253	-1.9 %

Source: Beef Farmers of Ontario

Federally Inspected Slaughter									
	Weekly			Year to date			Carcass Weight lbs (Jan-August)		
	2022	2021	% chg	2022	2021	% chg	2022	2021	% chg
Quebec	2 581	2 489	3.7 %	122 774	124 868	-1.7 %	354	357	-0.9 %
Rest of Canada	0	0	-	1	560	-99.8 %	-	385	-
Canada	2 581	2 489	3.7 %	122 775	125 428	-2.1 %	355	357	-0.5 %

Source: Canadian Beef Grading Agency

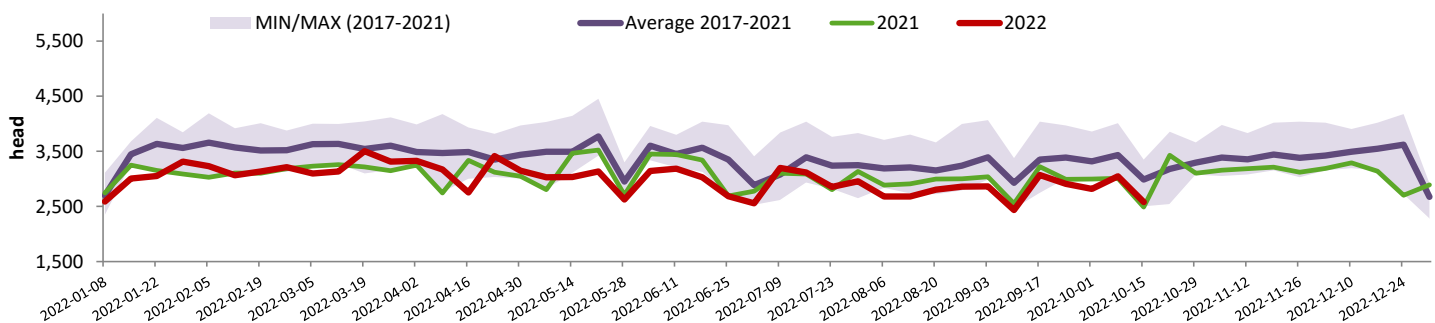
Source: Canadian Food Inspection Agency (CFIA)

Domestic Exports					Imports				
Jan. 1 - Aug. 31, 2022					Jan. 1 - Oct. 15, 2022				
Total veal (tonnes)	2022	2021	% chg	Total veal (tonnes)	2022	2021	% chg		
United States	2 396	2 396	0.0 %	United States	443	502	-11.7 %		
United Arab Emirates	127	97	31.4 %	New Zealand	800	1 033	-22.6 %		
Barbados	3	0	-	Australia	0	26	-		
Others	3	0	-	EU-27					
Total	2 530	2 493	1.5 %	Netherlands	390	365	6.9 %		
				Others	209	368	-43.1 %		
				EU-27 total	599	732	-18.2 %		
				Others	1	25	-96.7 %		
				Total	1 843	2 319	-20.5 %		

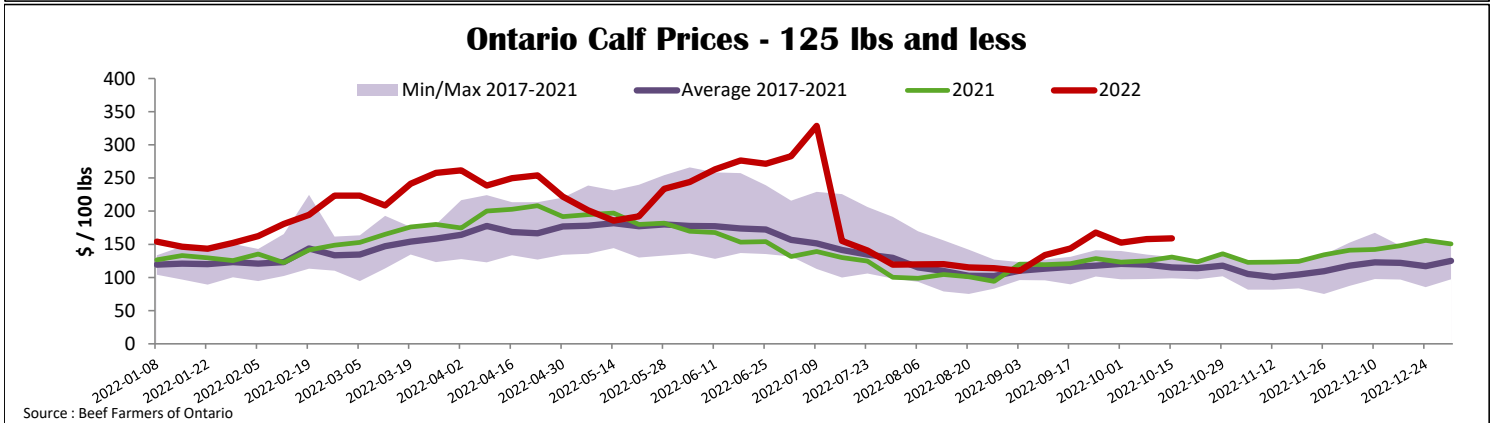
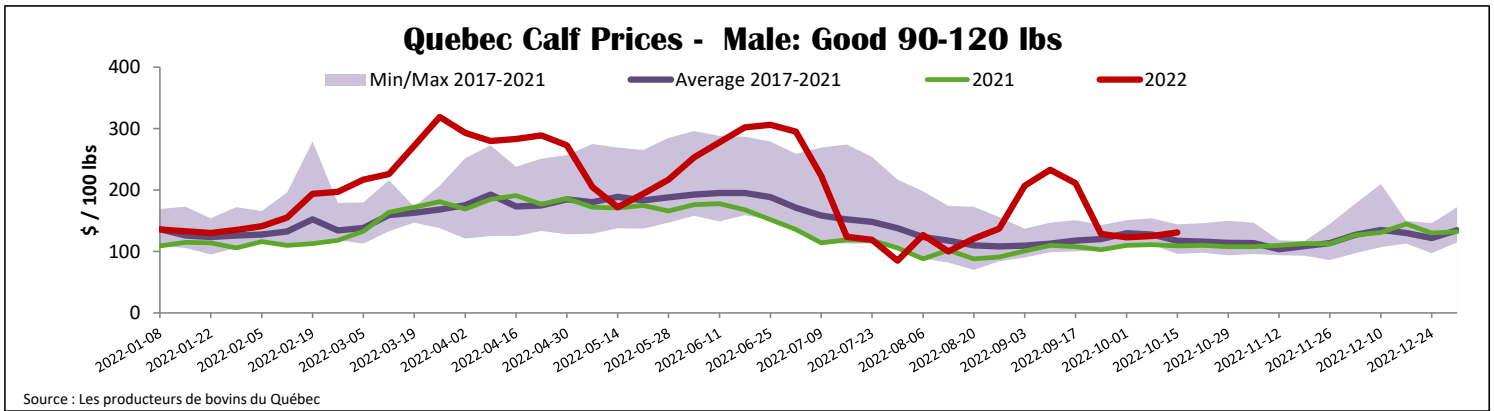
Source: Statistics Canada

Source: CFIA

Federally Inspected Veal Slaughter - Canada



Source: Canadian Beef Grading Agency



United States										
Week ending October 8, 2022										
Federally Inspected Slaughter				Pennsylvania Calf Auction						
	Weekly			Year to date			Graded Holstein Bull Calves* October 15, 2022			
	2022	2021	% chg	2022	2021	% chg				
Milk-fed or nature	2 705	2 521	7.3 %	111 805	105 314	6.2 %				
North East & North Central*	2 705	2 521	7.3 %	111 805	105 314	6.2 %				
Other calves	4 386	5 190	-15.5 %	163 579	182 395	-10.3 %				
	7 091	7 711	-8.0 %	275 384	287 709	-4.3 %				
Production										
Calves (million lbs)	1.1	1.0	10.0 %	40.4	38.5	4.9 %				
Live weight (lbs)	257	230	11.7 %							
Dressed weight (lbs)	149	134	11.2 %							
North East & North Central										
(Veal Carcass, Hot Basis – Paid to Producer (Hide off, 255-315 lbs))										
Special fed : milk fed, nature										
\$US / 100 lbs				Weighted Average	Min	Max				
Non-Packer & Packers Owned				438.15	430.00	440.00				
							Number 1 - 89 lbs 26 100.00 150.00 90 - 120 lbs 139 96.00 260.00 + 120 lbs 9 120.00 140.00 Beef Cross 23 230.00 395.00 Number 2 - 100 lbs 42 45.00 157.00 + 100 lbs 35 50.00 140.00 Beef Cross 0 0.00 0.00 Number 3 - 100 lbs 51 10.00 165.00 + 100 lbs 9 40.00 132.00 Beef Cross 0 0.00 0.00			
							* Does not include all head sold			

Source : USDA

Source : USDA