

### Veal Supply at a Glance - Canada

For week ending October 8, 2022

Quebec Live Auction											
	2022				2021				Volume (YTD)		
	Number (head)	Price (\$ / 100 lbs)			Number (head)	Price (\$ / 100 lbs)			head		
Dairy Calves ***		Average	Min	Max		Average	Min	Max	2022	2021	% chg
Holstein Male											
Good 90 -120 lbs	n/a	n/a	n/a	n/a	615	111.00	100.00	130.00	17 895	20 580	-13.0 %
Good 121 - 140 lbs	n/a	n/a	n/a	n/a	182	117.00	100.00	130.00	6 269	7 364	-14.9 %
Average 90 - 140 lbs	n/a	n/a	n/a	n/a	439	78.00	50.00	105.00	14 589	17 174	-15.1 %
Misc. - All weights	n/a	n/a	n/a	n/a	209	39.00	20.00	65.00	6 062	8 231	-26.4 %
Holstein Female											
Good 90 -120 lbs	n/a	n/a	n/a	n/a	24	69.00	30.00	220.00	3 034	1 752	73.2 %
Other milk breeds (all weights)	n/a	n/a	n/a	n/a	8	63.00	10.00	100.00	547	947	-42.2 %
Crossbreeds dairy-butcher (all weights)	n/a	n/a	n/a	n/a	493	346.00	200.00	470.00	14 050	17 007	-17.4 %
A2 Grain fed veal cattle (hide off)	n/a	n/a	n/a	n/a	1,514	258.10	n/a	n/a	40 792	52 818	-22.8 %
688 lbs live / 375-419 lbs hide off											

\*\*\*Weekly data currently unavailable

Source: Les producteurs de bovins du Québec

Ontario Live Auction											
	2022				2021				Volume (YTD)		
	Number (head)	Price (\$ / 100 lbs)			Number (head)	Price (\$ / 100 lbs)			head		
		Average	Min	Max		Average	Min	Max	2022	2021	% chg
+ 600 lbs	469	186.19	166.89	211.25	680	130.46	113.41	145.35	25 154	26 837	-6.3 %
451 - 600 lbs	22	151.60	129.34	175.50	26	125.35	112.85	135.58	1 298	1 320	-1.7 %
301 - 450 lbs	39	207.85	131.15	277.81	46	124.87	89.03	162.86	1 200	1 240	-3.2 %
126 - 300 lbs	115	166.92	106.16	297.34	127	19.66	60.59	203.38	5 322	4 747	12.1 %
- 125 lbs	756	158.03	99.04	353.35	828	124.96	61.15	329.11	32 861	33 461	-1.8 %

Source: Beef Farmers of Ontario

Federally Inspected Slaughter									
	Weekly			Year to date			Carcass Weight lbs (Jan-August)		
	2022	2021	% chg	2022	2021	% chg	2022	2021	% chg
Quebec	3 047	3 010	1.2 %	120 202	122 379	-1.8 %	354	357	-0.9 %
Rest of Canada	0	0	-	1	560	-99.8 %	-	385	-
<b>Canada</b>	<b>3 047</b>	<b>3 010</b>	<b>1.2 %</b>	<b>120 203</b>	<b>122 939</b>	<b>-2.2 %</b>	<b>355</b>	<b>357</b>	<b>-0.5 %</b>

Source: Canadian Beef Grading Agency

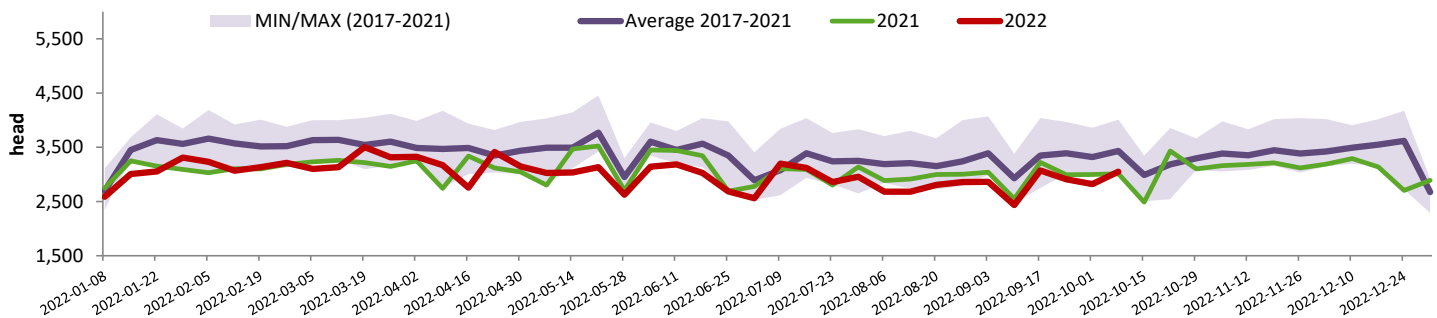
Source: Canadian Food Inspection Agency (CFIA)

Domestic Exports					Imports				
Total veal (tonnes)	Jan. 1 - Aug. 31, 2022				Total veal (tonnes)	Jan. 1 - Oct. 8, 2022			
	2022	2021	% chg			2022	2021	% chg	
United States	2 396	2 396	0.0 %		United States	406	448	-9.4 %	
United Arab Emirates	127	97	31.4 %		New Zealand	405	1 015	-60.1 %	
Barbados	3	0	-		Australia	0	24		
Others	3	0	-		<b>EU-27</b>				
<b>Total</b>	<b>2 530</b>	<b>2 493</b>	<b>1.5 %</b>		Netherlands	348	359	-3.1 %	
					Others	203	343	-40.8 %	
					<b>EU-27 total</b>	<b>551</b>	<b>702</b>	<b>-21.5 %</b>	
					Others	1	25	-96.7 %	
					<b>Total</b>	<b>1 363</b>	<b>2 214</b>	<b>-38.4 %</b>	

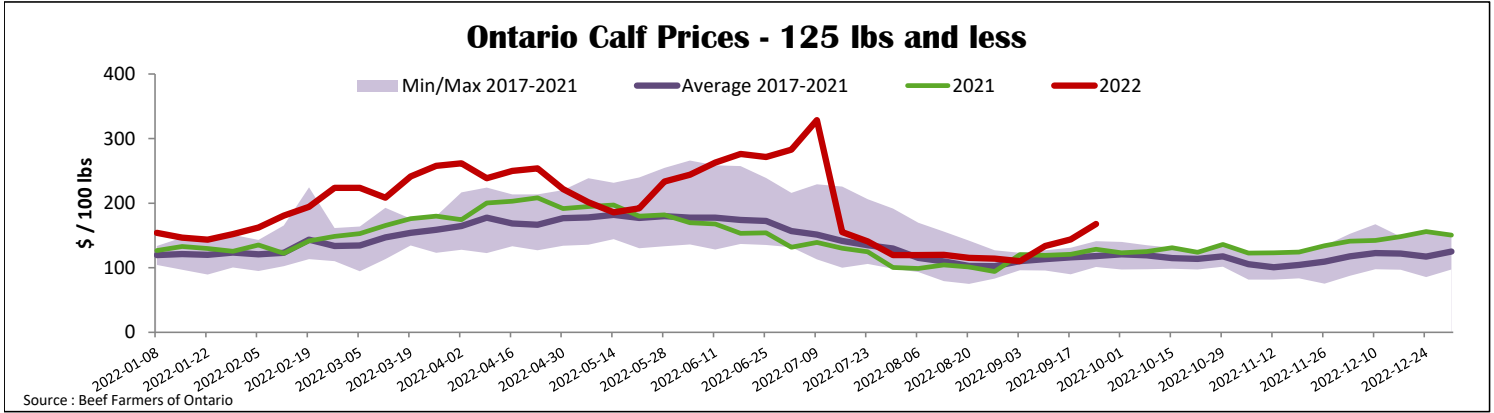
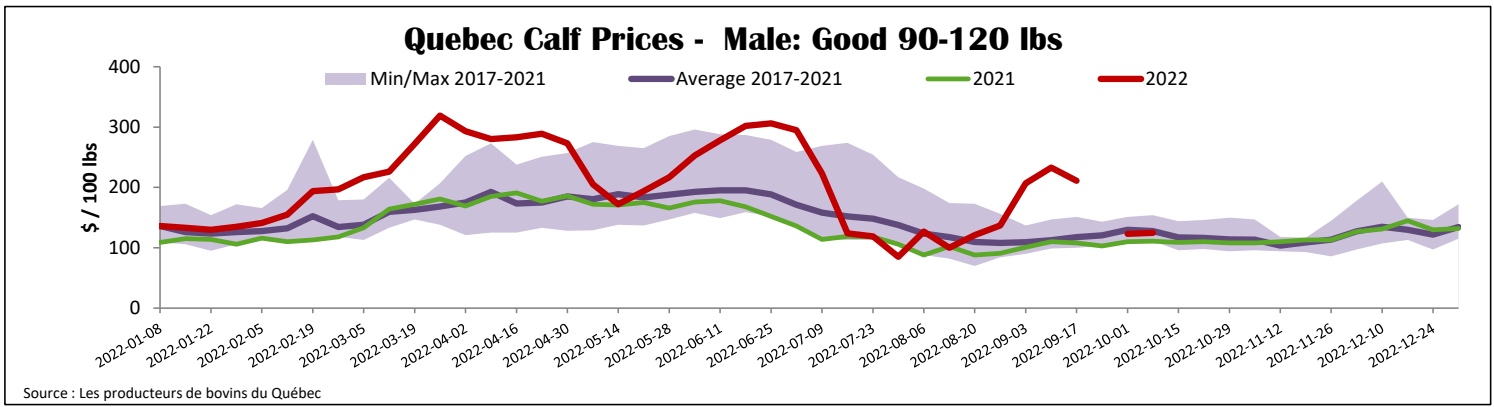
Source: Statistics Canada

Source: CFIA

### Federally Inspected Veal Slaughter - Canada



Source: Canadian Beef Grading Agency



United States						
Week ending October 1, 2022						
<b>Federally Inspected Slaughter</b>				<b>Pennsylvania Calf Auction</b>		
	Weekly			Year to date		
Milk-fed or nature	2022	2021	% chg	2022	2021	% chg
North East & North Central*	2 705	2 880	-6.1 %	111 805	105 314	6.2 %
Other calves	3 868	5 260	-26.5 %	156 488	174 684	-10.4 %
	<b>6 573</b>	<b>8 140</b>	<b>-19.3 %</b>	<b>268 293</b>	<b>279 998</b>	<b>-4.2 %</b>
Production						
Calves (million lbs)	0.9	1.0	-10.0 %	40.3	38.5	4.7 %
Live weight (lbs)	236	219	7.8 %			
Dressed weight (lbs)	136	127	7.1 %			
Source : USDA						
<b>North East &amp; North Central</b>						
(Veal Carcass, Hot Basis – Paid to Producer (Hide off, 255-315 lbs))						
Special fed : milk fed, nature						
\$US / 100 lbs				Weighted Average	Min	Max
Non-Packer & Packers Owned				438.15	430.00	440.00
Source : USDA						
Graded Holstein Bull Calves* October 8, 2022						
	Weight	Head	\$ / 100 lbs			
			Min	Max		
Number 1	- 89 lbs	42	80.00	155.00		
	90 - 120 lbs	312	70.00	175.00		
	+ 120 lbs	0	0.00	0.00		
	Beef Cross	84	200.00	340.00		
Number 2	- 100 lbs	102	35.00	125.00		
	+ 100 lbs	74	50.00	150.00		
	Beef Cross	22	50.00	205.00		
Number 3	- 100 lbs	208	10.00	115.00		
	+ 100 lbs	56	30.00	115.00		
	Beef Cross	0	0.00	0.00		
* Does not include all head sold						
Source : USDA						