

### Veal Supply at a Glance - Canada

For week ending September 10, 2022

Quebec Live Auction											
Dairy Calves ***	2022				2021				Volume (YTD)		
	Number (head)	Price (\$ / 100 lbs)			Number (head)	Price (\$ / 100 lbs)			head		
Holstein Male		Average	Min	Max		Average	Min	Max	2022	2021	% chg
Good 90 -120 lbs	n/a	n/a	n/a	n/a	594	110.00	95.00	125.00	13 660	18 219	-25.0 %
Good 121 - 140 lbs	n/a	n/a	n/a	n/a	185	114.00	100.00	127.00	5 088	6 629	-23.2 %
Average 90 - 140 lbs	n/a	n/a	n/a	n/a	475	81.00	50.00	110.00	11 901	15 432	-22.9 %
Misc. - All weights	n/a	n/a	n/a	n/a	189	38.00	20.00	60.00	5 204	7 445	-30.1 %
Holstein Female											
Good 90 -120 lbs	n/a	n/a	n/a	n/a	42	61.00	30.00	105.00	1 233	1 615	-23.7 %
Other milk breeds (all weights)	n/a	n/a	n/a	n/a	28	64.00	10.00	100.00	547	877	-37.6 %
Crossbreeds dairy-butcher (all weights)	n/a	n/a	n/a	n/a	493	286.00	150.00	400.00	14 050	14 983	-6.2 %
A2 Grain fed veal cattle (hide off)	n/a	n/a	n/a	n/a	1,459	247.10	n/a	n/a	40 792	52 818	-22.8 %
688 lbs live / 375-419 lbs hide off											

\*\*\*Weekly data currently unavailable

Source: Les producteurs de bovins du Québec

Ontario Live Auction											
	2022				2021				Volume (YTD)		
	Number (head)	Price (\$ / 100 lbs)			Number (head)	Price (\$ / 100 lbs)			head		
		Average	Min	Max		Average	Min	Max	2022	2021	% chg
+ 600 lbs	416	169.18	152.53	184.14	565	124.08	111.95	135.72	22 939	24 301	-5.6 %
451 - 600 lbs	21	116.75	93.90	141.48	30	102.26	88.13	124.47	1 195	1 188	0.6 %
301 - 450 lbs	33	231.05	175.19	295.89	27	183.26	113.75	250.78	1 037	1 111	-6.7 %
126 - 300 lbs	98	128.96	77.80	245.15	135	114.25	72.06	195.03	4 837	4 239	14.1 %
- 125 lbs	845	133.71	61.87	354.87	848	119.22	58.29	310.77	29 452	30 037	-1.9 %

Source: Beef Farmers of Ontario

Federally Inspected Slaughter									
	Weekly			Year to date			Carcass Weight lbs (Jan-July)		
	2022	2021	% chg	2022	2021	% chg	2022	2021	% chg
Quebec	2 435	2 550	-4.5 %	108 347	110 157	-1.6 %	355	357	-0.5 %
Rest of Canada	0	0	-	1	560	-99.8 %	-	385	-
<b>Canada</b>	<b>2 435</b>	<b>2 550</b>	<b>-4.5 %</b>	<b>108 348</b>	<b>110 717</b>	<b>-2.1 %</b>	<b>355</b>	<b>357</b>	<b>-0.5 %</b>

Source: Canadian Beef Grading Agency

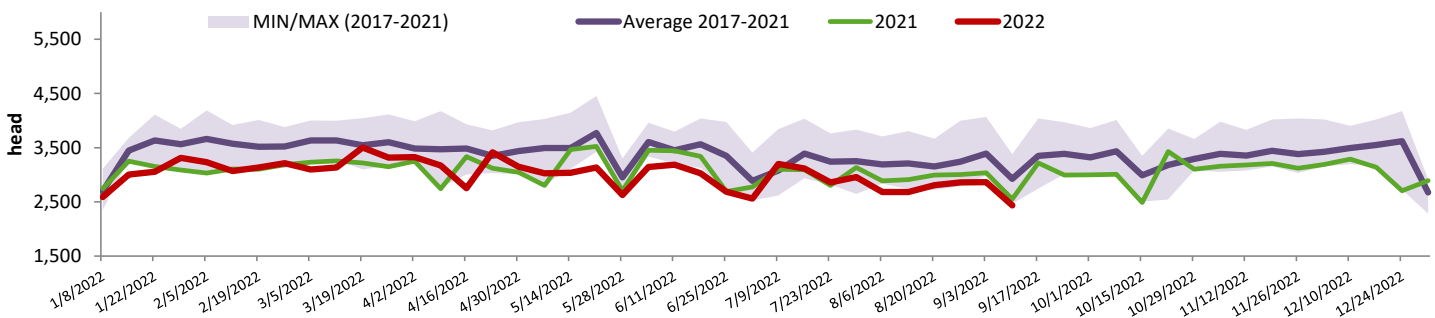
Source: Canadian Food Inspection Agency (CFIA)

Domestic Exports					Imports				
Total veal (tonnes)	Jan. 1 - July 31, 2022				Total veal (tonnes)	Jan. 1 - Sept. 10, 2022			
	2022	2021	% chg			2022	2021	% chg	
United States	2 061	2 023	1.9 %		United States	352	391	-10.1 %	
United Arab Emirates	121	91	32.9 %		New Zealand	291	653	-55.4 %	
Barbados	3	0	-		Australia	0	24	-	
Others	0	0	-		<b>EU-27</b>				
<b>Total</b>	<b>2 186</b>	<b>2 115</b>	<b>3.4 %</b>		Netherlands	322	318	1.3 %	
					Others	162	319	-49.3 %	
					<b>EU-27 total</b>	<b>484</b>	<b>637</b>	<b>-24.0 %</b>	
					Others	1	25	-96.7 %	
					<b>Total</b>	<b>1 128</b>	<b>1 730</b>	<b>-34.8 %</b>	

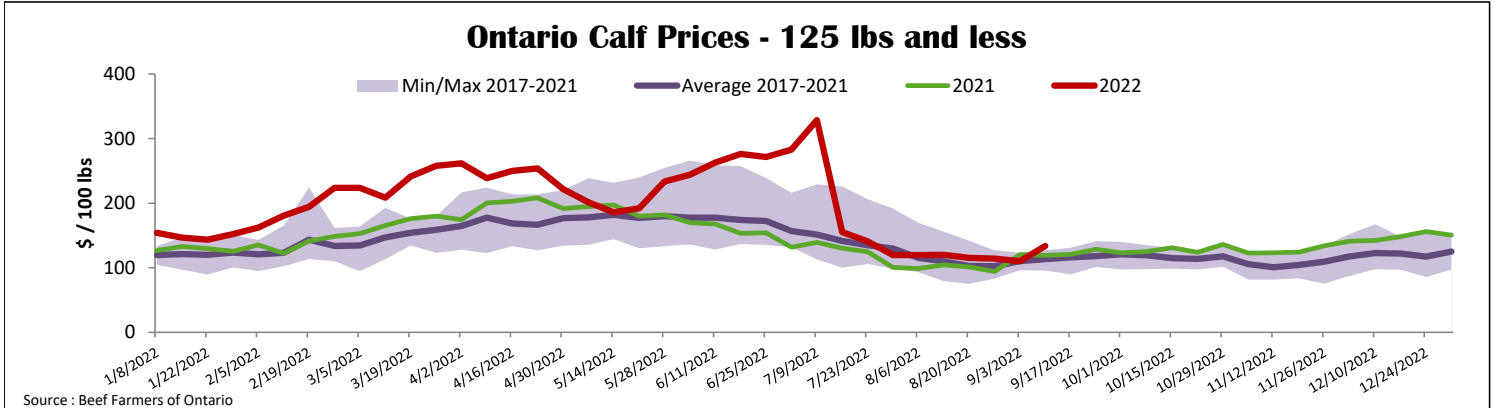
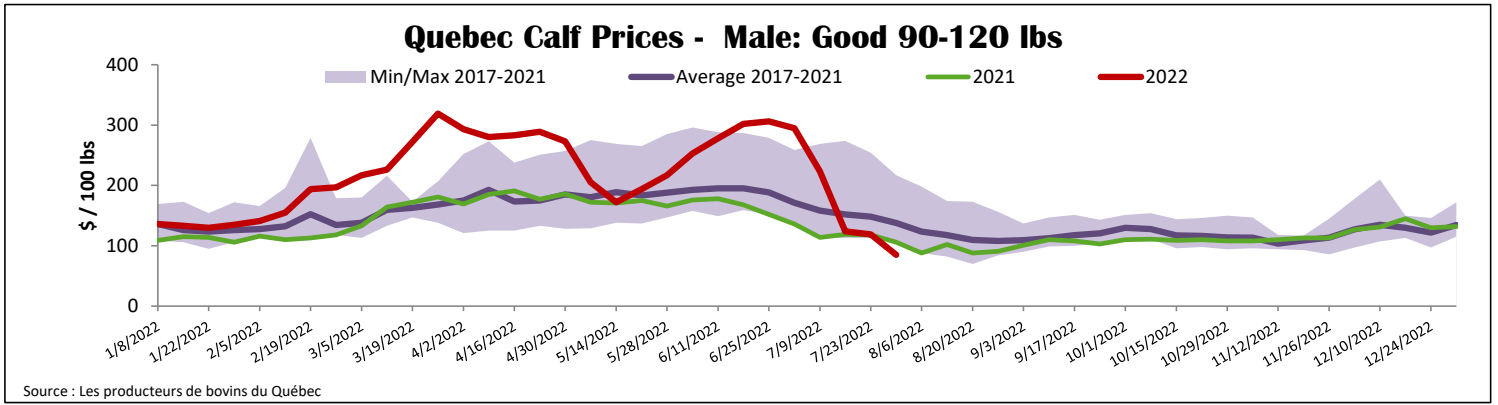
Source: Statistics Canada

Source: CFIA

### Federally Inspected Veal Slaughter - Canada



Source: Canadian Beef Grading Agency



<b>United States</b>						
Week ending September 3, 2022						
<b>Federally Inspected Slaughter</b>				<b>Pennsylvania Calf Auction</b>		
	Weekly			Year to date		
Milk-fed or nature	<b>2022</b>	<b>2021</b>	% chg	<b>2022</b>	<b>2021</b>	% chg
North East & North Central*	2 590	2 684	-3.5 %	99 154	92 087	7.7 %
Other calves	4 656	5 327	-12.6 %	141 743	157 488	-10.0 %
	<b>7 246</b>	<b>8 011</b>	<b>-9.5 %</b>	<b>240 897</b>	<b>249 575</b>	<b>-3.5 %</b>
Production						
Calves (million lbs)	1.0	1.0	0.0 %	35.5	33.8	5.0 %
Live weight (lbs)	237	214	10.7 %			
Dressed weight (lbs)	137	124	10.5 %			
Source : USDA						
<b>North East &amp; North Central</b>				<b>September 3, 2022</b>		
(Veal Carcass, Hot Basis – Paid to Producer (Hide off, 255-315 lbs))						
Special fed : milk fed, nature						
\$US / 100 lbs				Weighted Average	Min	Max
Non-Packer & Packers Owned				437.88	430.00	440.00
Source : USDA						
				Graded Holstein Bull Calves*		
				September 3, 2022		
				Weight	Head	\$ / 100 lbs
						Min      Max
Number 1				- 89 lbs	26	95.00    185.00
				90 - 120 lbs	170	105.00    180.00
				+ 120 lbs	9	115.00    150.00
				Beef Cross	44	200.00    400.00
Number 2				- 100 lbs	64	45.00    165.00
				+ 100 lbs	40	80.00    170.00
				Beef Cross	15	150.00    285.00
Number 3				- 100 lbs	99	20.00    130.00
				+ 100 lbs	16	35.00    140.00
				Beef Cross	0	0.00    0.00
* Does not include all head sold						
Source : USDA						