

Veal Supply at a Glance - Canada

For week ending August 27, 2022

Quebec Live Auction											
	2022				2021				Volume (YTD)		
	Number (head)	Price (\$ / 100 lbs)			Number (head)	Price (\$ / 100 lbs)			head		
Dairy Calves ***		Average	Min	Max		Average	Min	Max	2022	2021	% chg
Holstein Male											
Good 90 -120 lbs	n/a	n/a	n/a	n/a	524	91.00	80.00	110.00	13 660	17 055	-19.9 %
Good 121 - 140 lbs	n/a	n/a	n/a	n/a	175	97.00	80.00	115.00	5 088	6 278	-19.0 %
Average 90 - 140 lbs	n/a	n/a	n/a	n/a	340	64.00	30.00	90.00	11 901	14 576	-18.4 %
Misc. - All weights	n/a	n/a	n/a	n/a	182	33.00	15.00	50.00	5 204	7 061	-26.3 %
Holstein Female											
Good 90 -120 lbs	n/a	n/a	n/a	n/a	16	48.00	30.00	90.00	1 233	1 542	-20.0 %
Other milk breeds (all weights)	n/a	n/a	n/a	n/a	41	50.00	10.00	102.00	547	829	-34.0 %
Crossbreeds dairy-butcher (all weights)	n/a	n/a	n/a	n/a	525	207.00	80.00	300.00	14 050	13 974	0.5 %
A2 Grain fed veal cattle (hide off)	n/a	n/a	n/a	n/a	1,400	243.00	n/a	n/a	40 792	50 098	-18.6 %
688 lbs live / 375-419 lbs hide off											

***Weekly data currently unavailable

Source: Les producteurs de bovins du Québec

Ontario Live Auction											
	2022				2021				Volume (YTD)		
	Number (head)	Price (\$ / 100 lbs)			Number (head)	Price (\$ / 100 lbs)			head		
		Average	Min	Max		Average	Min	Max	2022	2021	% chg
+ 600 lbs	663	164.84	145.30	183.52	722	116.87	103.29	128.66	21 971	23 165	-5.2 %
451 - 600 lbs	38	142.51	115.78	165.91	42	103.43	86.36	116.52	1 140	1 124	1.4 %
301 - 450 lbs	25	176.97	127.52	241.72	17	171.29	139.71	194.41	971	1 051	-7.6 %
126 - 300 lbs	137	148.32	92.89	247.08	125	82.86	52.99	158.49	4 604	3 955	16.4 %
- 125 lbs	929	114.15	69.54	281.30	853	94.15	41.91	246.43	27 657	28 346	-2.4 %

Source: Beef Farmers of Ontario

Federally Inspected Slaughter									
	Weekly			Year to date			Carcass Weight lbs (Jan-June)		
	2022	2021	% chg	2022	2021	% chg	2022	2021	% chg
Quebec	2 860	3 002	-4.7 %	103 047	104 569	-1.5 %	355	357	-0.4 %
Rest of Canada	0	0	-	1	560	-99.8 %	-	383	-
Canada	2 860	3 002	-4.7 %	103 048	105 129	-2.0 %	355	357	-0.4 %

Source: Canadian Beef Grading Agency

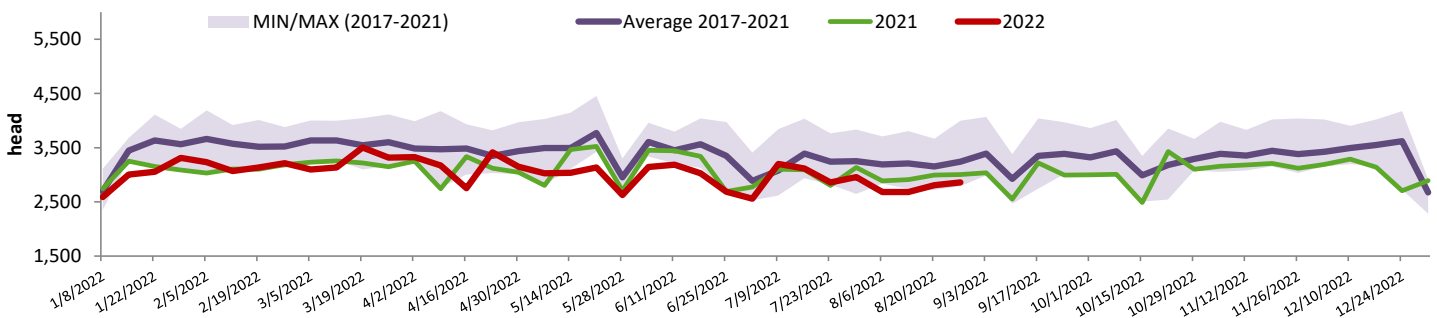
Source: Canadian Food Inspection Agency (CFIA)

Domestic Exports					Imports				
	Jan. 1 - June 30, 2022					Jan. 1 - Aug. 27, 2022			
	2022	2021	% chg			2022	2021	% chg	
Total veal (tonnes)					Total veal (tonnes)				
United States	1 791	1 769	1.3 %		United States	333	387	-14.1 %	
United Arab Emirates	109	82	33.7 %		New Zealand	177	424	-58.4 %	
Japan	0	0	-		Australia	0	24	-	
Others	3	0	-		EU-27				
Total	1 904	1 851	2.9 %		Netherlands	315	288	9.5 %	
					Others	137	294	-53.4 %	
					EU-27 total	452	582	-22.3 %	
					Others	1	25	-96.7 %	
					Total	963	1 443	-33.3 %	

Source: Statistics Canada

Source: CFIA

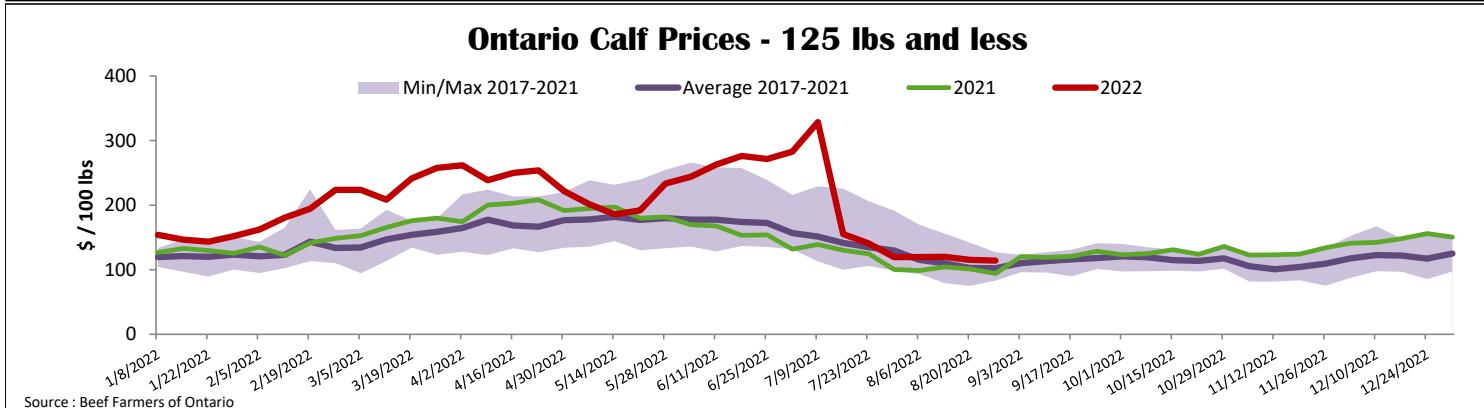
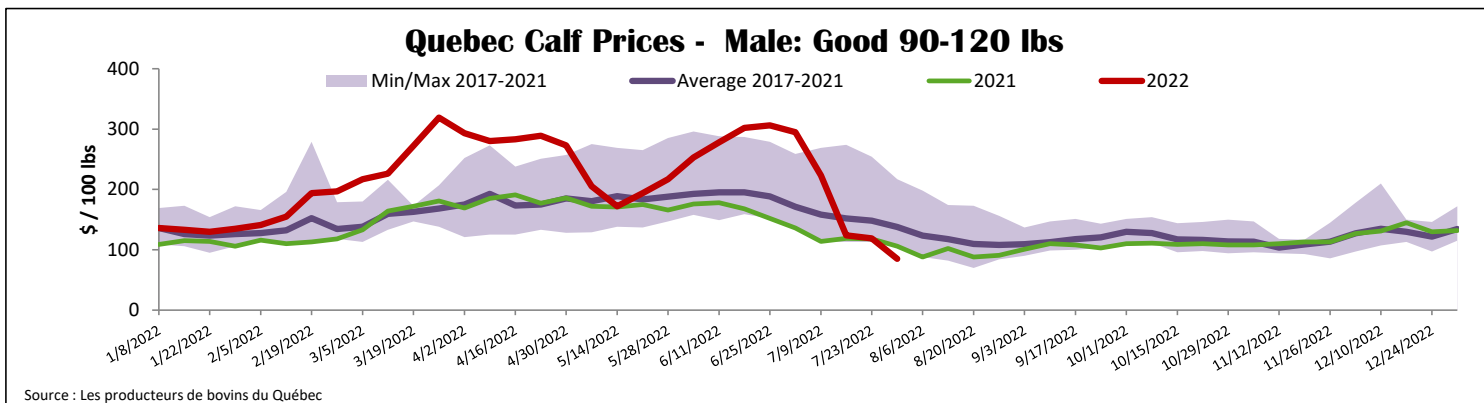
Federally Inspected Veal Slaughter - Canada



Source: Canadian Beef Grading Agency

Website: <http://www.agr.gc.ca/redmeat>

613 773 0149 or Julie.Dawson@agr.gc.ca



United States						
Week ending August 20, 2022						
Federally Inspected Slaughter				Pennsylvania Calf Auction		
	Weekly			Year to date		
Milk-fed or nature	2022	2021	% chg	2022	2021	% chg
North East & North Central*	2 883	2 499	15.4 %	94 034	86 802	8.3 %
Other calves	4 319	5 389	-19.9 %	132 119	146 535	-9.8 %
	7 202	7 888	-8.7 %	226 153	233 337	-3.1 %
Production						
Calves (million lbs)	1.0	0.9	11.1 %	33.5	31.8	5.3 %
Live weight (lbs)	243	208	16.8 %			
Dressed weight (lbs)	141	120	17.5 %			
Source : USDA						
North East & North Central				August 20, 2022		
(Veal Carcass, Hot Basis – Paid to Producer (Hide off, 255-315 lbs))						
Special fed : milk fed, nature						
\$US / 100 lbs				Weighted Average	Min	Max
Non-Packer & Packers Owned				436.81	430.00	440.00
Source : USDA						
				Graded Holstein Bull Calves*		
				\$ / 100 lbs		
				Weight	Head	
				Number 1	- 89 lbs	45
					90 - 120 lbs	204
					+ 120 lbs	17
					Beef Cross	89
						75.00
						165.00
						105.00
						150.00
						175.00
						350.00
				Number 2	- 100 lbs	116
					+ 100 lbs	54
					Beef Cross	28
						5.00
						155.00
						30.00
						152.00
						100.00
				Number 3	- 100 lbs	110
					+ 100 lbs	21
					Beef Cross	7
						25.00
						120.00
						55.00
						140.00
						80.00
						160.00
* Does not include all head sold						
Source : USDA						