

Coup d'œil sur le veau - CANADA

Pour la semaine se terminant le 3 septembre 2022

| Encan vivant du Québec | | | | | | | | | | | |
|---|-----------------|---------------------|-----|-----|-----------------|---------------------|--------|--------|--------------------|--------|---------|
| Veaux laitiers *** | 2022 | | | | 2021 | | | | Volume (à ce jour) | | |
| | Quantité (tête) | Prix (\$ / 100 lbs) | | | Quantité (tête) | Prix (\$ / 100 lbs) | | | tête | | |
| | | Moyen | Min | Max | | Moyen | Min | Max | 2022 | 2021 | % chg |
| Mâle Holstein | | | | | | | | | | | |
| Bon 90 - 120 lbs | n/d | n/d | n/d | n/d | 570 | 101.00 | 85.00 | 120.00 | 13 660 | 17 625 | -22.5 % |
| Bon 121 - 140 lbs | n/d | n/d | n/d | n/d | 166 | 105.00 | 90.00 | 125.00 | 5 088 | 6 444 | -21.0 % |
| Moyen 90 - 140 lbs | n/d | n/d | n/d | n/d | 381 | 74.00 | 50.00 | 100.00 | 11 901 | 14 957 | -20.4 % |
| Divers - Tous poids | n/d | n/d | n/d | n/d | 195 | 38.00 | 20.00 | 65.00 | 5 204 | 7 256 | -28.3 % |
| Femelle Holstein | | | | | | | | | | | |
| Bonne 90 - 120 lbs | n/d | n/d | n/d | n/d | 31 | 54.00 | 30.00 | 90.00 | 1 233 | 1 573 | -21.6 % |
| Autres races laitières (tous poids) | n/d | n/d | n/d | n/d | 20 | 56.00 | 20.00 | 70.00 | 547 | 849 | -35.6 % |
| Croisements de boucherie (tous poids) | n/d | n/d | n/d | n/d | 516 | 248.00 | 110.00 | 340.00 | 14 050 | 14 490 | -3.0 % |
| Les bovins de grain A2 (sans peau) 688 lbs vif / 375-419 lbs sans peau | n/d | n/d | n/d | n/d | 1,261 | 245.00 | n/d | n/d | 40 792 | 51 359 | -20.6 % |

***Données hebdomadaires actuellement indisponibles

Source: Les producteurs de bovins du Québec

| Encan vivant de l'Ontario | | | | | | | | | | | |
|---------------------------|-----------------|---------------------|--------|--------|-----------------|---------------------|--------|--------|--------------------|--------|--------|
| | 2022 | | | | 2021 | | | | Volume (à ce jour) | | |
| | Quantité (tête) | Prix (\$ / 100 lbs) | | | Quantité (tête) | Prix (\$ / 100 lbs) | | | tête | | |
| | | Moyen | Min | Max | | Moyen | Min | Max | 2022 | 2021 | % chg |
| + 600 lbs | 552 | 162.74 | 140.22 | 178.47 | 571 | 122.81 | 107.10 | 137.39 | 22 523 | 23 736 | -5.1 % |
| 451 - 600 lbs | 34 | 139.43 | 120.56 | 158.50 | 34 | 106.54 | 94.50 | 121.91 | 1 174 | 1 158 | 1.4 % |
| 301 - 450 lbs | 33 | 157.37 | 96.18 | 259.77 | 33 | 116.30 | 86.84 | 160.40 | 1 004 | 1 084 | -7.4 % |
| 126 - 300 lbs | 135 | 138.53 | 78.44 | 258.21 | 149 | 109.96 | 66.66 | 210.33 | 4 739 | 4 104 | 15.5 % |
| - 125 lbs | 950 | 110.16 | 64.82 | 301.81 | 843 | 120.27 | 57.94 | 351.58 | 28 607 | 29 189 | -2.0 % |

Source: Beef Farmers of Ontario

| Abattage sous inspection fédérale | | | | | | | | | |
|-----------------------------------|--------------|--------------|---------------|------------------|----------------|---------------|----------------------------------|------------|---------------|
| | Hebdomadaire | | | Annuel à ce jour | | | Poids carcasse lbs (jan-juillet) | | |
| | 2022 | 2021 | % chg | 2022 | 2021 | % chg | 2022 | 2021 | % chg |
| Québec | 2 865 | 3 038 | -5.7 % | 105 912 | 107 607 | -1.6 % | 355 | 357 | -0.5 % |
| Autres provinces | 0 | 0 | - | 1 | 560 | -99.8 % | - | 385 | - |
| Canada | 2 865 | 3 038 | -5.7 % | 105 913 | 108 167 | -2.1 % | 355 | 357 | -0.5 % |

Source: L'Agence canadienne de classement du bœuf

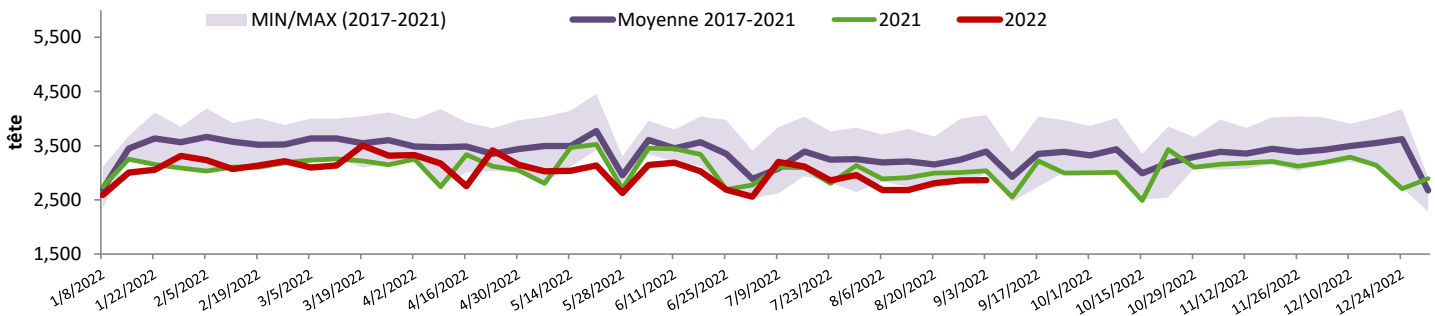
Source: Agence canadienne d'inspection des aliments (ACIA)

| Exportations domestiques | | | | Importations | | | |
|--------------------------|----------------------------|--------------|--------------|-------------------------|---------------------------|--------------|----------------|
| Viande de veau (tonnes) | 1er janv. au 31 juil. 2022 | | | Viande de veau (tonnes) | 1er janv. au 3 sept. 2022 | | |
| | 2022 | 2021 | % chg | | 2022 | 2021 | % chg |
| États-Unis | 2 061 | 2 023 | 1.9 % | États-Unis | 352 | 390 | -9.7 % |
| Émirats Arabes Unis | 121 | 91 | 32.9 % | Nouvelle-Zélande | 215 | 482 | -55.4 % |
| Barbade | 3 | 0 | - | Australie | 0 | 24 | - |
| Autres | 0 | 0 | - | U.E-27 | | | |
| Total | 2 186 | 2 115 | 3.4 % | Pays-Bas | 317 | 294 | 7.9 % |
| | | | | Autres | 162 | 294 | -45.0 % |
| | | | | U.E-27 total | 479 | 588 | -18.6 % |
| | | | | Autres | 1 | 25 | -96.7 % |
| | | | | Total | 1 046 | 1 508 | -30.6 % |

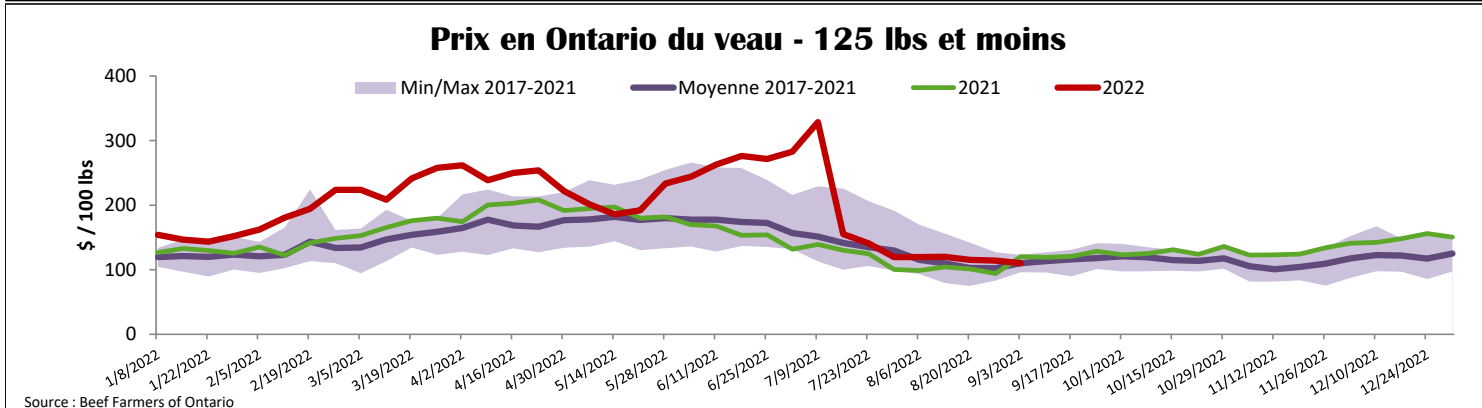
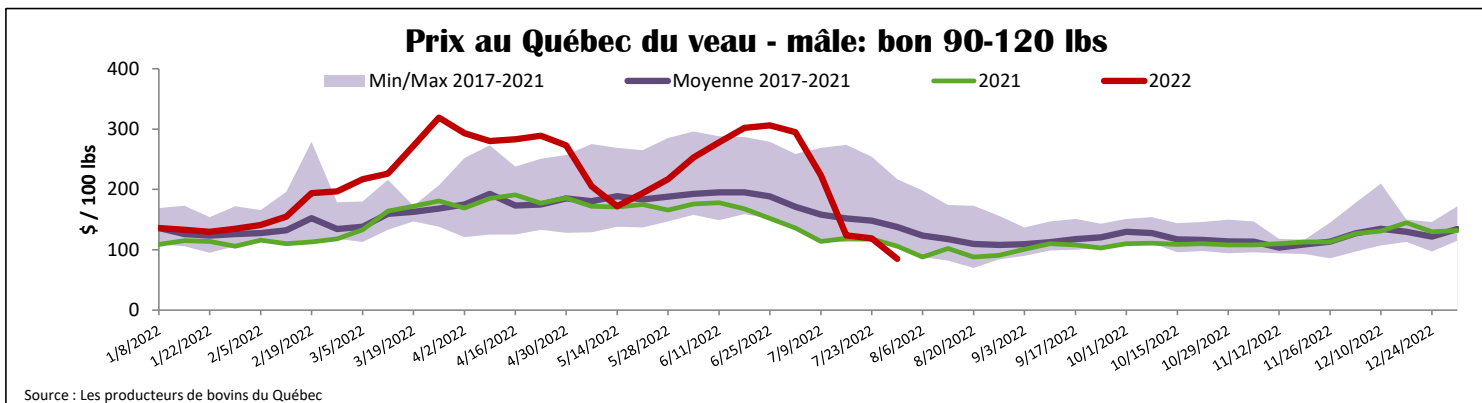
Source : Statistique Canada

Source : ACIA

Abattage de veaux sous inspection fédérale - Canada



Source : Canadian Beef Grading Agency



| États-Unis | | | | | | | | | | | | | | | | | | | | | | | | | | | | | | | | | | | | | | | | | | | | | | | | | | | | | | | | | | | | | | | | | | |
|---|--------------|--------------|---------------|---|----------------|---------------|--|-------|------|--------------|--|--|--|--|-----|-----|----------|----------|----|-------|--------|--|--------------|-----|-------|--------|--|-----------|----|--------|--------|----------------------|-----|--|--------|--------|----------|-----------|----|-------|--------|--|-----------|----|-------|--------|----------------------|----|--|--------|--------|----------|-----------|-----|-------|--------|--|-----------|----|-------|--------|----------------------|---|--|------|------|
| Semaine se terminant le 27 août 2022 | | | | | | | | | | | | | | | | | | | | | | | | | | | | | | | | | | | | | | | | | | | | | | | | | | | | | | | | | | | | | | | | | | |
| Abattage sous inspection fédérale | | | | Pennsylvania Calf Auction | | | | | | | | | | | | | | | | | | | | | | | | | | | | | | | | | | | | | | | | | | | | | | | | | | | | | | | | | | | | | | |
| | Hebdomadaire | | | Annuel à ce jour | | | | | | | | | | | | | | | | | | | | | | | | | | | | | | | | | | | | | | | | | | | | | | | | | | | | | | | | | | | | | | |
| Nourris au lait/nature | 2022 | 2021 | % chg | 2022 | 2021 | % chg | | | | | | | | | | | | | | | | | | | | | | | | | | | | | | | | | | | | | | | | | | | | | | | | | | | | | | | | | | | | |
| Nord-Est et Centre-Nord* | 2 530 | 2 601 | -2.7 % | 96 564 | 89 403 | 8.0 % | | | | | | | | | | | | | | | | | | | | | | | | | | | | | | | | | | | | | | | | | | | | | | | | | | | | | | | | | | | | |
| Autres veaux | 4 968 | 5 626 | -11.7 % | 137 087 | 152 161 | -9.9 % | | | | | | | | | | | | | | | | | | | | | | | | | | | | | | | | | | | | | | | | | | | | | | | | | | | | | | | | | | | | |
| | 7 498 | 8 227 | -8.9 % | 233 651 | 241 564 | -3.3 % | | | | | | | | | | | | | | | | | | | | | | | | | | | | | | | | | | | | | | | | | | | | | | | | | | | | | | | | | | | | |
| Production | | | | | | | | | | | | | | | | | | | | | | | | | | | | | | | | | | | | | | | | | | | | | | | | | | | | | | | | | | | | | | | | | | |
| Veaux (million lbs) | 1.0 | 1.0 | 0.0 % | 34.5 | 32.8 | 5.2 % | | | | | | | | | | | | | | | | | | | | | | | | | | | | | | | | | | | | | | | | | | | | | | | | | | | | | | | | | | | | |
| Poids vif (lbs) | 231 | 207 | 11.6 % | | | | | | | | | | | | | | | | | | | | | | | | | | | | | | | | | | | | | | | | | | | | | | | | | | | | | | | | | | | | | | | |
| Poids habillé (lbs) | 134 | 120 | 11.7 % | | | | | | | | | | | | | | | | | | | | | | | | | | | | | | | | | | | | | | | | | | | | | | | | | | | | | | | | | | | | | | | |
| Source : USDA | | | | | | | | | | | | | | | | | | | | | | | | | | | | | | | | | | | | | | | | | | | | | | | | | | | | | | | | | | | | | | | | | | |
| Nord-Est et Centre-Nord | | | | Bouillons évalués Holstein* | | | | | | | | | | | | | | | | | | | | | | | | | | | | | | | | | | | | | | | | | | | | | | | | | | | | | | | | | | | | | | |
| (Carcasse de veaux, base chaud – payé au producteur (sans peau, 225-315 lbs)) | | | | 27 août 2022 | | | | | | | | | | | | | | | | | | | | | | | | | | | | | | | | | | | | | | | | | | | | | | | | | | | | | | | | | | | | | | |
| Nourriture spéciale : Nourris au lait, nature | | | | | | | | | | | | | | | | | | | | | | | | | | | | | | | | | | | | | | | | | | | | | | | | | | | | | | | | | | | | | | | | | | |
| \$US / 100 lbs | | | | prix moyen ponc | Min | Max | | | | | | | | | | | | | | | | | | | | | | | | | | | | | | | | | | | | | | | | | | | | | | | | | | | | | | | | | | | | |
| N'appartenant pas à une entreprise de | | | | 436.81 | 430.00 | 440.00 | | | | | | | | | | | | | | | | | | | | | | | | | | | | | | | | | | | | | | | | | | | | | | | | | | | | | | | | | | | | |
| | | | | <table border="1" style="width: 100%; border-collapse: collapse;"> <thead> <tr> <th></th> <th>poids</th> <th>tête</th> <th colspan="2">\$ / 100 lbs</th> </tr> <tr> <th></th> <th></th> <th></th> <th>Min</th> <th>Max</th> </tr> </thead> <tbody> <tr> <td>Number 1</td> <td>- 89 lbs</td> <td>22</td> <td>65.00</td> <td>130.00</td> </tr> <tr> <td></td> <td>90 - 120 lbs</td> <td>217</td> <td>95.00</td> <td>150.00</td> </tr> <tr> <td></td> <td>+ 120 lbs</td> <td>17</td> <td>105.00</td> <td>135.00</td> </tr> <tr> <td>Croisements de boeuf</td> <td>103</td> <td></td> <td>190.00</td> <td>365.00</td> </tr> <tr> <td>Number 2</td> <td>- 100 lbs</td> <td>96</td> <td>45.00</td> <td>135.00</td> </tr> <tr> <td></td> <td>+ 100 lbs</td> <td>44</td> <td>85.00</td> <td>140.00</td> </tr> <tr> <td>Croisements de boeuf</td> <td>28</td> <td></td> <td>100.00</td> <td>220.00</td> </tr> <tr> <td>Number 3</td> <td>- 100 lbs</td> <td>121</td> <td>30.00</td> <td>105.00</td> </tr> <tr> <td></td> <td>+ 100 lbs</td> <td>33</td> <td>40.00</td> <td>107.00</td> </tr> <tr> <td>Croisements de boeuf</td> <td>0</td> <td></td> <td>0.00</td> <td>0.00</td> </tr> </tbody> </table> | | | | poids | tête | \$ / 100 lbs | | | | | Min | Max | Number 1 | - 89 lbs | 22 | 65.00 | 130.00 | | 90 - 120 lbs | 217 | 95.00 | 150.00 | | + 120 lbs | 17 | 105.00 | 135.00 | Croisements de boeuf | 103 | | 190.00 | 365.00 | Number 2 | - 100 lbs | 96 | 45.00 | 135.00 | | + 100 lbs | 44 | 85.00 | 140.00 | Croisements de boeuf | 28 | | 100.00 | 220.00 | Number 3 | - 100 lbs | 121 | 30.00 | 105.00 | | + 100 lbs | 33 | 40.00 | 107.00 | Croisements de boeuf | 0 | | 0.00 | 0.00 |
| | poids | tête | \$ / 100 lbs | | | | | | | | | | | | | | | | | | | | | | | | | | | | | | | | | | | | | | | | | | | | | | | | | | | | | | | | | | | | | | | |
| | | | Min | Max | | | | | | | | | | | | | | | | | | | | | | | | | | | | | | | | | | | | | | | | | | | | | | | | | | | | | | | | | | | | | | |
| Number 1 | - 89 lbs | 22 | 65.00 | 130.00 | | | | | | | | | | | | | | | | | | | | | | | | | | | | | | | | | | | | | | | | | | | | | | | | | | | | | | | | | | | | | | |
| | 90 - 120 lbs | 217 | 95.00 | 150.00 | | | | | | | | | | | | | | | | | | | | | | | | | | | | | | | | | | | | | | | | | | | | | | | | | | | | | | | | | | | | | | |
| | + 120 lbs | 17 | 105.00 | 135.00 | | | | | | | | | | | | | | | | | | | | | | | | | | | | | | | | | | | | | | | | | | | | | | | | | | | | | | | | | | | | | | |
| Croisements de boeuf | 103 | | 190.00 | 365.00 | | | | | | | | | | | | | | | | | | | | | | | | | | | | | | | | | | | | | | | | | | | | | | | | | | | | | | | | | | | | | | |
| Number 2 | - 100 lbs | 96 | 45.00 | 135.00 | | | | | | | | | | | | | | | | | | | | | | | | | | | | | | | | | | | | | | | | | | | | | | | | | | | | | | | | | | | | | | |
| | + 100 lbs | 44 | 85.00 | 140.00 | | | | | | | | | | | | | | | | | | | | | | | | | | | | | | | | | | | | | | | | | | | | | | | | | | | | | | | | | | | | | | |
| Croisements de boeuf | 28 | | 100.00 | 220.00 | | | | | | | | | | | | | | | | | | | | | | | | | | | | | | | | | | | | | | | | | | | | | | | | | | | | | | | | | | | | | | |
| Number 3 | - 100 lbs | 121 | 30.00 | 105.00 | | | | | | | | | | | | | | | | | | | | | | | | | | | | | | | | | | | | | | | | | | | | | | | | | | | | | | | | | | | | | | |
| | + 100 lbs | 33 | 40.00 | 107.00 | | | | | | | | | | | | | | | | | | | | | | | | | | | | | | | | | | | | | | | | | | | | | | | | | | | | | | | | | | | | | | |
| Croisements de boeuf | 0 | | 0.00 | 0.00 | | | | | | | | | | | | | | | | | | | | | | | | | | | | | | | | | | | | | | | | | | | | | | | | | | | | | | | | | | | | | | |
| | | | | * Ne comprend pas la totalité des têtes vendues | | | | | | | | | | | | | | | | | | | | | | | | | | | | | | | | | | | | | | | | | | | | | | | | | | | | | | | | | | | | | | |
| | | | | Source : USDA | | | | | | | | | | | | | | | | | | | | | | | | | | | | | | | | | | | | | | | | | | | | | | | | | | | | | | | | | | | | | | |