



# Beef Supply at a Glance - CANADA

Year to Date for the Week Ending August 20, 2022

| Federally Inspected Slaughter<br>(head) | West             |                  |            | East           |                |            | CANADA           |                  |            |
|---|------------------|------------------|------------|----------------|----------------|------------|------------------|------------------|------------|
|   | 2022             | 2021             | % chg      | 2022           | 2021           | % chg      | 2022             | 2021             | % chg      |
| Steers                                  | 834,841          | 846,034          | -1 %       | 276,089        | 273,338        | 1 %        | 1,110,930        | 1,119,372        | -1 %       |
| Heifers                                 | 590,462          | 561,213          | 5 %        | 80,152         | 91,460         | -12 %      | 670,614          | 652,673          | 3 %        |
| Cows                                    | 214,215          | 214,110          | 0 %        | 74,883         | 66,793         | 12 %       | 289,098          | 280,903          | 3 %        |
| Bulls                                   | 8,434            | 11,103           | -24 %      | 575            | 338            | 70 %       | 9,009            | 11,441           | -21 %      |
| <b>Total YTD</b>                        | <b>1,647,952</b> | <b>1,632,460</b> | <b>1 %</b> | <b>431,699</b> | <b>431,929</b> | <b>0 %</b> | <b>2,079,124</b> | <b>2,064,389</b> | <b>1 %</b> |
| <b>Total Jan. - Dec. 2021</b>           |                  | <b>2,578,563</b> |            |                | <b>680,316</b> |            |                  | <b>3,258,879</b> |            |
| <b>Carcass Weight (lbs)</b>             |                  |                  |            |                |                |            |                  |                  |            |
| Steers                                  | 906              | 890              | 2 %        | 942            | 960            | -2 %       | 915              | 907              | 1 %        |
| Heifers                                 | 839              | 838              | 0 %        | 842            | 863            | -3 %       | 839              | 842              | 0 %        |
| Cows                                    | 755              | 751              | 0 %        | 669            | 674            | -1 %       | 733              | 733              | 0 %        |
| Bulls                                   | 970              | 1009             | -4 %       | 971            | 1,017          | -5 %       | 970              | 1,009            | -4 %       |

Source: Canadian Beef Grading Agency (CBGA)

| Beef Output (tonnes)          |                |                  |            |                |                |             |                |                  |            |
|-------------------------------|----------------|------------------|------------|----------------|----------------|-------------|----------------|------------------|------------|
| Fed                           | 567,883        | 555,074          | 2 %        | 148,509        | 154,826        | -4 %        | 716,391        | 709,900          | 1 %        |
| Non-Fed                       | 77,064         | 78,051           | -1 %       | 22,966         | 20,561         | 12 %        | 100,030        | 98,612           | 1 %        |
| <b>Total</b>                  | <b>644,947</b> | <b>633,124</b>   | <b>2 %</b> | <b>171,474</b> | <b>175,387</b> | <b>-2 %</b> | <b>816,421</b> | <b>808,512</b>   | <b>1 %</b> |
| <b>Total Jan. - Dec. 2021</b> |                | <b>1,012,678</b> |            |                | <b>272,954</b> |             |                | <b>1,285,633</b> |            |

| Imports<br>Live Cattle from U.S.<br>(head) |                |                |              |
|--|----------------|----------------|--------------|
| For the period Jan. 1 - Jun. 30, 2022      |                |                |              |
|  | 2022           | 2021           | % chg        |
| pure bred                                  | 8,393          | 8,905          | -6 %         |
| non pure bred                              | 101,650        | 211,083        | -52 %        |
| <b>Total</b>                               | <b>110,043</b> | <b>219,988</b> | <b>-50 %</b> |

Source: Statistics Canada

| Exports<br>Live Cattle to U.S.<br>(head) |                |                |             |
|--|----------------|----------------|-------------|
| For the period Jan. 1 - Aug. 13, 2022    |                |                |             |
|  | 2022           | 2021           | % chg       |
| slaughter steers, heifers, cows          | 301,245        | 252,309        | 19 %        |
| feeder cattle & calves                   | 149,647        | 63,841         | 134 %       |
| bulls                                    | 23,087         | 21,796         | 6 %         |
| others                                   | 9,926          | 6,152          | 61 %        |
| <b>Total</b>                             | <b>483,905</b> | <b>344,098</b> | <b>41 %</b> |

Source: USDA - APHIS

| Exports<br>Beef & Veal Exports to U.S.<br>(tonnes) |               |                |                |               |                |                |                 |                |             |
|--|---------------|----------------|----------------|---------------|----------------|----------------|-----------------|----------------|-------------|
| For the period Jan. 1 - Jun. 30, 2022              |               |                |                |               |                |                |                 |                |             |
|  | Fresh Bone-in |                | Fresh Boneless |               | Frozen Bone-in |                | Frozen Boneless |                |             |
|  | 2022          | 2021           | 2022           | 2021          | 2022           | 2021           | 2022            | 2021           | % chg       |
| <b>Carcasses and Half-Carcasses</b>                | <b>1,791</b>  | <b>N/A</b>     | <b>0</b>       | <b>N/A</b>    | <b>1,791</b>   | <b>1,769</b>   | <b>1,791</b>    | <b>1,769</b>   | <b>1 %</b>  |
| <b>Primal Cuts</b>                                 | <b>13,433</b> | <b>129,633</b> | <b>1,707</b>   | <b>11,037</b> | <b>155,810</b> | <b>149,373</b> | <b>155,810</b>  | <b>149,373</b> | <b>4 %</b>  |
| Chuck  | 4,665         | 27,411         | 42             | 193           | 32,311         | 30,190         | 32,311          | 30,190         | 7 %         |
| Loin   | 927           | 17,041         | 0              | 170           | 18,139         | 16,540         | 18,139          | 16,540         | 10 %        |
| Brisket  | 0             | 9,459          | 0              | 1             | 9,459          | 8,035          | 9,459           | 8,035          | 18 %        |
| Flank and Plate                                    | 2,390         | 7,323          | 6              | 981           | 10,700         | 8,801          | 10,700          | 8,801          | 22 %        |
| Hip  | 0             | 9,920          | 0              | 453           | 10,373         | 11,642         | 10,373          | 11,642         | -11 %       |
| Rib  | 3,931         | 8,932          | 359            | 39            | 13,261         | 11,961         | 13,261          | 11,961         | 11 %        |
| Others   | 1,519         | 49,548         | 1,300          | 9,201         | 61,568         | 62,204         | 61,568          | 62,204         | -1 %        |
| <b>Offals</b>                                      | <b>N/A</b>    | <b>N/A</b>     | <b>N/A</b>     | <b>N/A</b>    | <b>10,845</b>  | <b>10,625</b>  | <b>10,845</b>   | <b>10,625</b>  | <b>2 %</b>  |
| <b>Processed</b>                                   | <b>N/A</b>    | <b>N/A</b>     | <b>N/A</b>     | <b>N/A</b>    | <b>4,065</b>   | <b>3,315</b>   | <b>4,065</b>    | <b>3,315</b>   | <b>23 %</b> |
| <b>Total</b>                                       | <b>15,224</b> | <b>129,633</b> | <b>1,707</b>   | <b>11,037</b> | <b>172,511</b> | <b>165,081</b> | <b>172,511</b>  | <b>165,081</b> | <b>5 %</b>  |

Source: Statistics Canada

| Beef & Veal Exports<br>Exports to All Countries<br>(tonnes) |                |                |             |                  |                  |             |                            |               |              |      |      |  |
|---|----------------|----------------|-------------|------------------|------------------|-------------|----------------------------|---------------|--------------|------|------|--|
| For the period Jan. 1 - Jun. 30, 2022                       |                |                |             |                  |                  |             |                            |               |              |      |      |  |
|   | 2022           |                |             | 2021             |                  |             | 2022                       |               |              | 2021 |      |  |
|   | 2022           | 2021           | % chg       | 2022             | 2021             | % chg       | 2022                       | 2021          | % chg        | 2022 | 2021 |  |
| United States   | 172,511        | 165,081        | 5 %         | 1,626,954        | 1,386,316        | 17 %        | Netherlands                | 245           | 123          |      |      |  |
| Japan   | 34,615         | 27,424         | 26 %        | 280,113          | 185,232          | 51 %        | Italy                      | 149           | 130          |      |      |  |
| Mexico  | 12,459         | 11,598         | 7 %         | 102,362          | 84,587           | 21 %        | Belgium                    | 54            | 107          |      |      |  |
| South Korea   | 12,014         | 4,651          | 158 %       | 131,500          | 32,899           | 300 %       | Luxembourg                 | 32            | 5            |      |      |  |
| Viet Nam  | 7,047          | 7,285          | -3 %        | 60,328           | 47,885           | 26 %        | Germany                    | 23            | 18           |      |      |  |
| Hong Kong   | 2,213          | 4,402          | -50 %       | 21,688           | 38,094           | -43 %       | Spain                      | 19            | 24           |      |      |  |
| Saudi Arabia  | 1,074          | 531            | 102 %       | 13,265           | 6,910            | 92 %        | France                     | 15            | 31           |      |      |  |
| Angola  | 1,059          | 966            | 10 %        | 1,843            | 1,217            | 51 %        | <b>Total</b>               | <b>548</b>    | <b>437</b>   |      |      |  |
| Philippines   | 908            | 3,321          | -73 %       | 3,503            | 8,646            | -59 %       | <b>Total ('000 \$ CDN)</b> | <b>10,146</b> | <b>7,551</b> |      |      |  |
| Others  | 5,289          | 14,937         | -65 %       | 33,416           | 117,093          | -71 %       |                            |               |              |      |      |  |
| <b>Total</b>  | <b>249,190</b> | <b>240,197</b> | <b>4 %</b>  | <b>2,274,970</b> | <b>1,908,880</b> | <b>19 %</b> |                            |               |              |      |      |  |
| <b>Cattle Hides &amp; Skins Exports (Number '000)</b>       | <b>1,798</b>   | <b>1,849</b>   | <b>-3 %</b> | <b>91,889</b>    | <b>95,226</b>    | <b>-4 %</b> |                            |               |              |      |      |  |

Source: Statistics Canada





## Beef Supply at a Glance - Canadian Federally Inspected

Year to Date for the Week Ending August 20, 2022

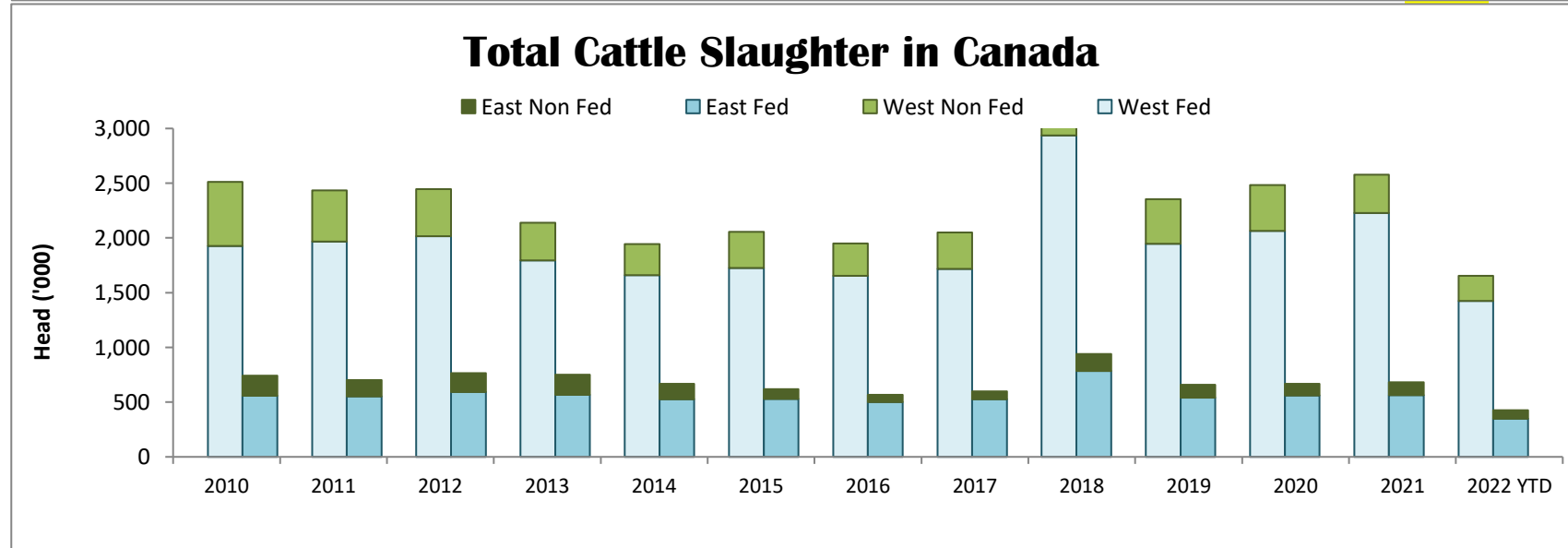
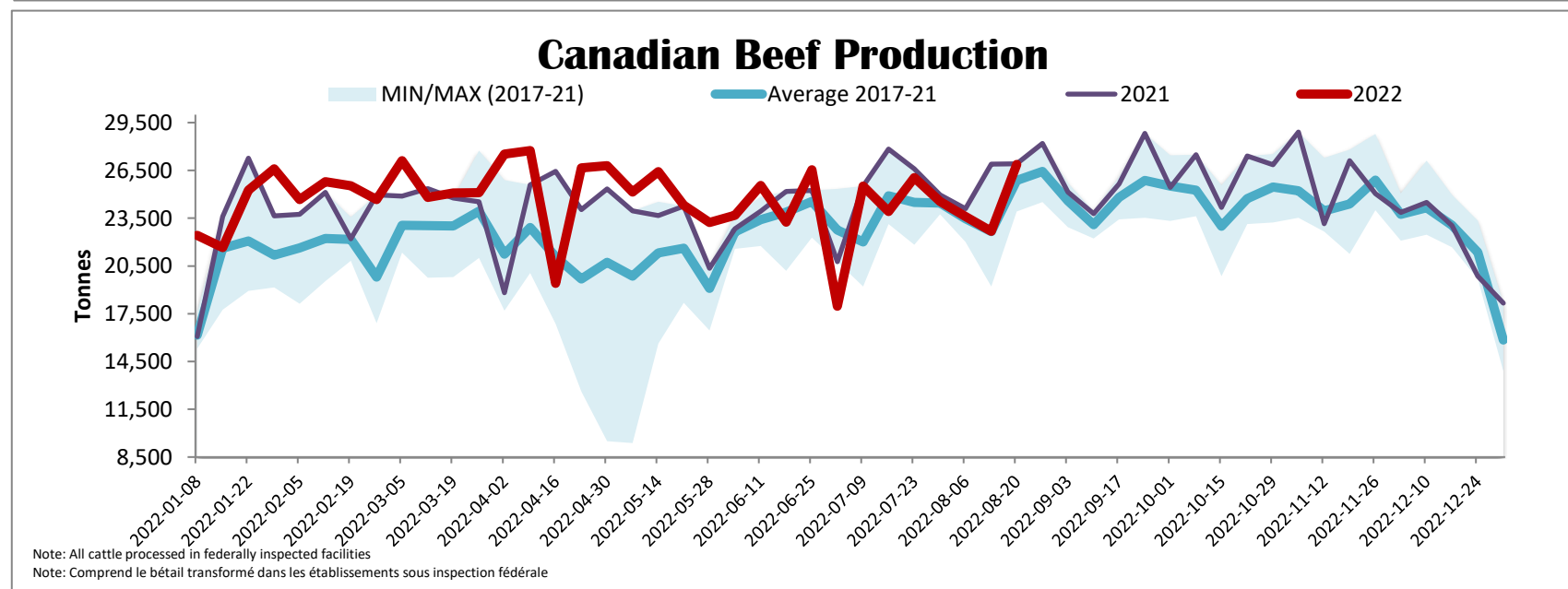
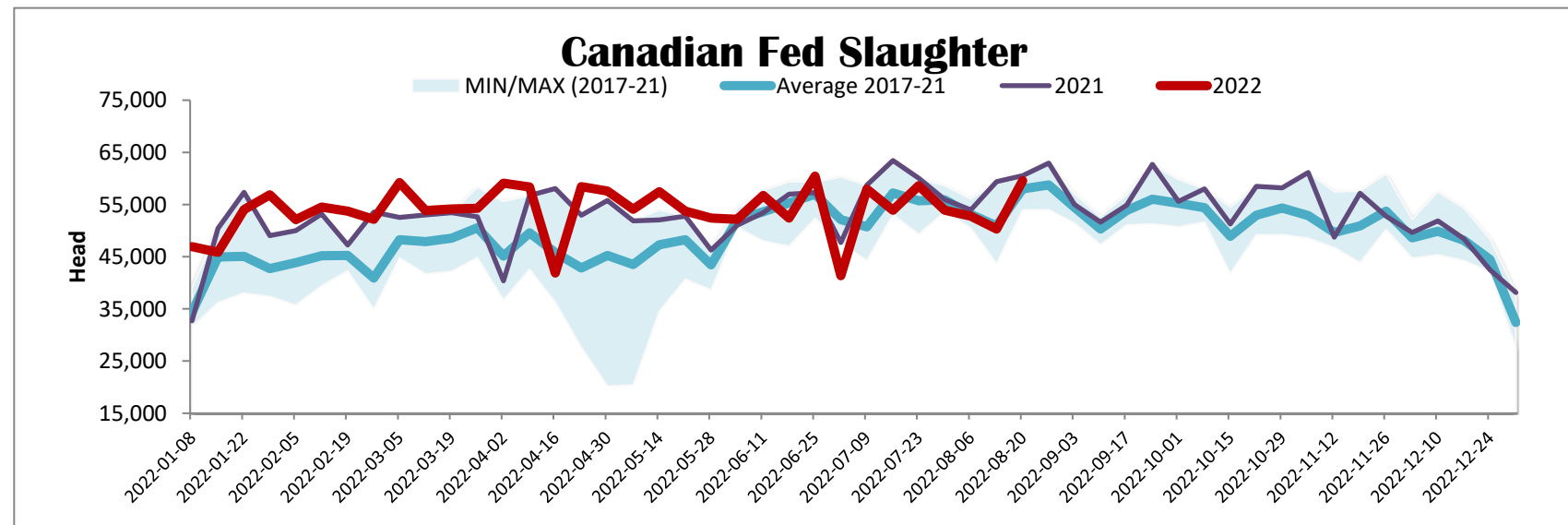
|                       | Fed Slaughter (head) |                |                  |               | Non-fed Slaughter (head) |                |                |              | Total Canada     |
|-----------------------|----------------------|----------------|------------------|---------------|--------------------------|----------------|----------------|--------------|------------------|
|                       | West                 | East           | Canada           | Weekly Avg.   | West                     | East           | Canada         | Weekly Avg.  |                  |
| 2022-08-20            | 48,122               | 11,470         | 59,592           |               | 5,835                    | 1,880          | 7,715          |              | 67,307           |
| 2022-08-13            | 38,997               | 5,219          | 44,216           |               | 11,322                   | 1,959          | 13,281         |              | 57,497           |
| 2022-08-06            | 43,781               | 8,970          | 52,751           |               | 5,689                    | 1,787          | 7,476          |              | 60,227           |
| July 2022             | 182,327              | 42,139         | 224,466          | 56,117        | 26,101                   | 8,715          | 34,816         | 8,704        | 259,282          |
| June 2022             | 215,454              | 47,727         | 265,829          | 53,166        | 32,265                   | 10,909         | 43,174         | 8,635        | 309,003          |
| May 2022              | 173,081              | 44,704         | 217,785          | 54,446        | 25,544                   | 8,801          | 34,345         | 8,586        | 252,130          |
| April 2022            | 171,663              | 44,568         | 216,231          | 54,058        | 26,706                   | 8,155          | 34,861         | 8,715        | 251,092          |
| March 2022            | 222,239              | 58,239         | 280,478          | 56,096        | 33,995                   | 12,129         | 46,124         | 9,225        | 326,602          |
| February 2022         | 168,509              | 44,014         | 212,523          | 53,131        | 30,256                   | 10,946         | 41,202         | 10,301       | 253,725          |
| January 2022          | 161,022              | 42,681         | 203,703          | 50,926        | 31,028                   | 10,176         | 41,204         | 10,301       | 244,907          |
| December 2021         | 184,021              | 46,590         | 230,611          | 46,122        | 31,813                   | 13,360         | 45,173         | 9,035        | 275,784          |
| November 2021         | 175,852              | 43,946         | 219,798          | 54,950        | 30,244                   | 11,450         | 41,694         | 10,424       | 261,492          |
| October 2021          | 183,643              | 42,230         | 225,873          | 56,468        | 26,090                   | 10,559         | 36,649         | 9,162        | 262,522          |
| September 2021        | 225,970              | 53,886         | 279,856          | 55,971        | 29,704                   | 12,694         | 42,398         | 8,480        | 322,254          |
| August 2021           | 192,659              | 44,128         | 236,787          | 59,197        | 26,675                   | 8,441          | 35,116         | 8,779        | 271,903          |
| July 2021             | 194,584              | 43,580         | 238,164          | 59,541        | 26,099                   | 7,901          | 34,000         | 8,500        | 272,164          |
| June 2021             | 215,996              | 50,443         | 266,439          | 53,288        | 35,035                   | 10,137         | 45,172         | 9,034        | 311,611          |
| May 2021              | 160,178              | 42,771         | 202,949          | 50,737        | 26,214                   | 8,107          | 34,321         | 8,580        | 237,270          |
| April 2021            | 176,078              | 47,505         | 223,583          | 55,896        | 23,541                   | 7,882          | 31,423         | 7,856        | 255,006          |
| March 2021            | 195,001              | 57,005         | 252,006          | 50,401        | 34,612                   | 10,305         | 44,917         | 8,983        | 296,923          |
| February 2021         | 160,083              | 43,893         | 203,976          | 50,994        | 28,997                   | 8,882          | 37,879         | 9,470        | 241,855          |
| January 2021          | 164,073              | 46,989         | 211,062          | 52,766        | 31,401                   | 7,632          | 39,033         | 9,758        | 250,095          |
| <b>YTD Total 2022</b> | <b>1,425,195</b>     | <b>349,731</b> | <b>1,774,926</b> | <b>53,786</b> | <b>228,741</b>           | <b>75,457</b>  | <b>304,198</b> | <b>9,218</b> | <b>2,079,124</b> |
| <b>Total 2021</b>     | <b>2,228,138</b>     | <b>562,966</b> | <b>2,791,104</b> | <b>53,675</b> | <b>350,425</b>           | <b>117,350</b> | <b>467,775</b> | <b>8,996</b> | <b>3,258,879</b> |

| Grading      |               |         |         |         |                 |         |             |                 |
|--------------|---------------|---------|---------|---------|-----------------|---------|-------------|-----------------|
|              | Weekly Totals |         |         |         | August 20, 2022 |         |             |                 |
|              | West          | % total | East    | % total | Canada 2022     | % total | Canada 2021 | % chg '21 - '22 |
| A - Prime    | 1,565         | 3.3 %   | 388     | 3.4 %   | 1,953           | 3.3 %   | 1,647       | 18.6%           |
| AAA          | 31,693        | 66.6 %  | 7,230   | 63.4 %  | 38,923          | 66.0 %  | 37,999      | 2.4%            |
| AA           | 13,113        | 27.5 %  | 3,321   | 29.1 %  | 16,434          | 27.9 %  | 17,398      | -5.5%           |
| A            | 458           | 1.0 %   | 168     | 1.5 %   | 626             | 1.1 %   | 1,131       | -44.7%          |
| B1, 2, 3, 4  | 776           | 1.6 %   | 290     | 2.5 %   | 1,066           | 1.8 %   | 1,589       | -32.9%          |
| Year-to-date |               |         |         |         |                 |         |             |                 |
|              | West          | % total | East    | % total | Canada 2022     | % total | Canada 2021 | % chg '21 - '22 |
| A - Prime    | 53,803        | 3.8 %   | 19,476  | 5.5 %   | 73,279          | 4.2 %   | 71,042      | 3.1 %           |
| AAA          | 978,928       | 69.7 %  | 239,796 | 67.3 %  | 1,218,724       | 69.2 %  | 1,154,127   | 5.6 %           |
| AA           | 338,186       | 24.1 %  | 86,173  | 24.2 %  | 424,359         | 24.1 %  | 472,228     | -10.1 %         |
| A            | 14,356        | 1.0 %   | 4,932   | 1.4 %   | 19,288          | 1.1 %   | 30,077      | -35.9 %         |
| B1, 2, 3, 4  | 18,508        | 1.3 %   | 5,919   | 1.7 %   | 24,427          | 1.4 %   | 25,212      | -3.1 %          |

Source: CBGA

Year to Date for the Week Ending August 20, 2022

Federally Inspected Slaughter



Source: Canadian Beef Grading Agency (CBGA)