



Beef Supply at a Glance - CANADA

Year to Date for the Week Ending July 2, 2022

Federally Inspected Slaughter (head)	West			East			CANADA		
	2022	2021	% chg	2022	2021	% chg	2022	2021	% chg
Steers	620,773	606,388	2 %	218,229	214,115	2 %	839,002	820,503	2 %
Heifers	491,195	464,850	6 %	64,111	74,491	-14 %	555,306	539,341	3 %
Cows	173,238	171,319	1 %	60,689	52,692	15 %	233,927	224,011	4 %
Bulls	6,556	8,481	-23 %	428	253	69 %	6,984	8,734	-20 %
Total YTD	1,291,762	1,251,038	3 %	343,457	341,551	1 %	1,635,219	1,592,589	3 %
Total Jan. - Dec. 2021		2,578,563			680,316			3,258,879	
Carcass Weight (lbs)									
Steers	909	892	2 %	945	969	-2 %	919	912	1 %
Heifers	844	844	0 %	848	871	-3 %	845	848	0 %
Cows	755	757	0 %	669	673	-1 %	732	737	-1 %
Bulls	971	1013	-4 %	944	1,019	-7 %	970	1,013	-4 %

Source: Canadian Beef Grading Agency (CBGA)

Beef Output (tonnes)									
Fed	444,148	423,208	5 %	118,220	123,527	-4 %	562,369	546,734	3 %
Non-Fed	62,197	62,693	-1 %	18,595	16,211	15 %	80,793	78,904	2 %
Total	506,346	485,901	4 %	136,815	139,738	-2 %	643,161	625,639	3 %
Total Jan. - Dec. 2021		1,012,678			272,954			1,285,633	

Imports				For the period Jan. 1 - May. 31, 2022			
Live Cattle from U.S.							
(head)	2022	2021	% chg				
pure bred	6,441	7,184	-10 %				
non pure bred	89,947	169,258	-47 %				
Total	96,388	176,442	-45 %				

Source: Statistics Canada

Exports				For the period Jan. 1 - Jun. 25, 2022			
Live Cattle to U.S.							
(head)	2022	2021	% chg				
slaughter steers, heifers, cows	246,318	204,306	21 %				
feeder cattle & calves	131,675	46,520	183 %				
bulls	16,451	14,312	15 %				
others	8,321	5,479	52 %				
Total	402,765	270,617	49 %				

Source: USDA - APHIS

Exports						For the period Jan. 1 - May. 31, 2022		
Beef & Veal Exports to U.S.								
(tonnes)	Fresh Bone-in	Fresh Boneless	Frozen Bone-in	Frozen Boneless	2022	2021	% chg	
Carcasses and Half-Carcasses	1,468	N/A	0	N/A	1,468	1,452	1 %	
Primal Cuts	10,893	108,829	1,613	8,924	130,258	121,995	7 %	
Chuck	3,615	23,169	42	158	26,983	24,877	8 %	
Loin	811	14,432	0	142	15,385	13,599	13 %	
Brisket	0	8,435	0	1	8,436	6,440	31 %	
Flank and Plate	1,959	6,124	6	845	8,934	7,425	20 %	
Hip	0	8,434	0	257	8,691	9,001	-3 %	
Rib	3,258	7,579	340	39	11,216	10,046	12 %	
Others	1,251	40,655	1,225	7,483	50,614	50,607	0 %	
Offals	N/A	N/A	N/A	N/A	9,207	8,823	4 %	
Processed	N/A	N/A	N/A	N/A	3,407	2,743	24 %	
Total	12,361	108,829	1,613	8,924	144,340	135,014	7 %	

Source: Statistics Canada

Beef & Veal Exports										For the period Jan. 1 - May. 31, 2022	
Exports to All Countries							Exports to E.U-27				
(tonnes)							('000 \$ CDN)				
	2022	2021	% chg	2022	2021	% chg	2022	2021			
United States	144,340	135,014	7 %	1,370,569	1,101,267	24 %	Netherlands	222	95		
Japan	27,115	21,558	26 %	222,279	142,992	55 %	Italy	113	107		
Mexico	10,909	9,326	17 %	90,301	65,239	38 %	Belgium	32	82		
Korea, South	10,807	4,166	159 %	118,783	29,266	306 %	Luxembourg	32	5		
Viet Nam	5,749	5,912	-3 %	49,408	38,733	28 %	Germany	20	12		
Hong Kong	1,879	3,787	-50 %	18,393	31,968	-42 %	France	12	26		
Saudi Arabia	866	462	88 %	10,473	6,249	68 %	Spain	12	19		
Angola	836	844	-1 %	1,488	1,029	45 %	Total	455	348		
Taiwan	771	318	142 %	9,456	2,789	239 %	Total ('000 \$ CDN)	8,327	5,953		
Others	4,167	14,160	-71 %	21,402	96,244	-78 %					
Total	207,439	195,548	6 %	1,912,552	1,515,776	26 %					
Cattle Hides & Skins Exports (Number '000)	1,482	1,538	-4 %	77,336	76,511	1 %					

Source: Statistics Canada



Beef Supply at a Glance - Canadian Federally Inspected

Year to Date for the Week Ending July 2, 2022

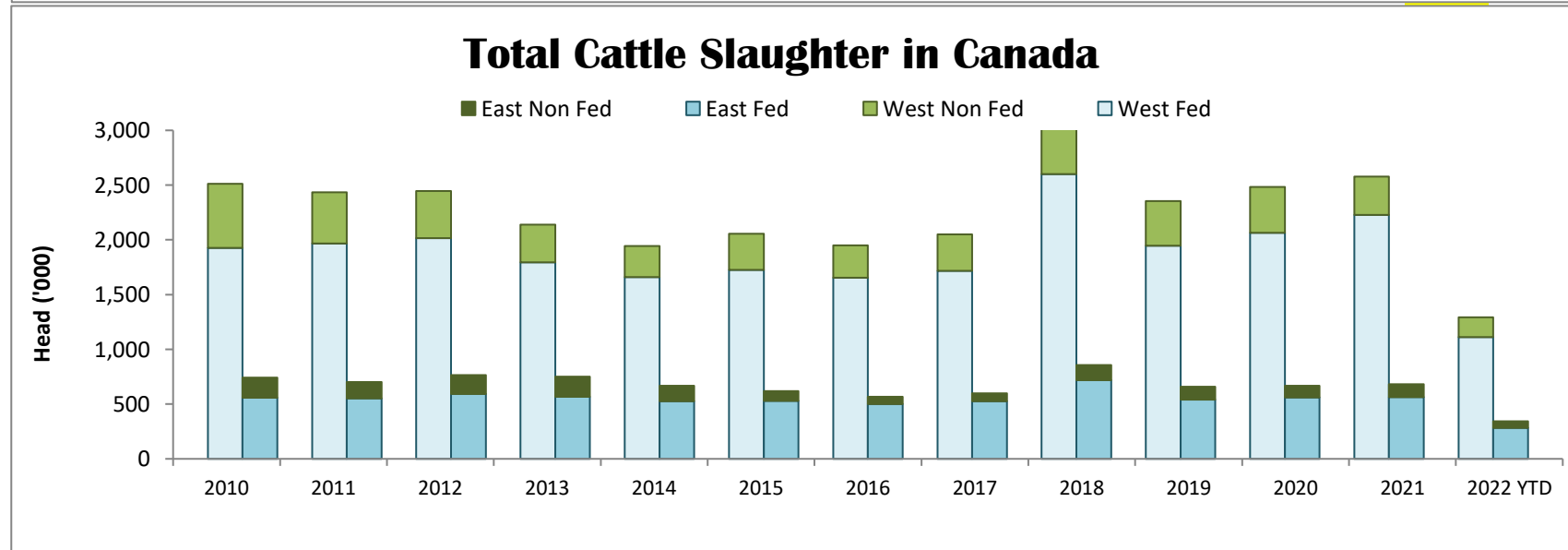
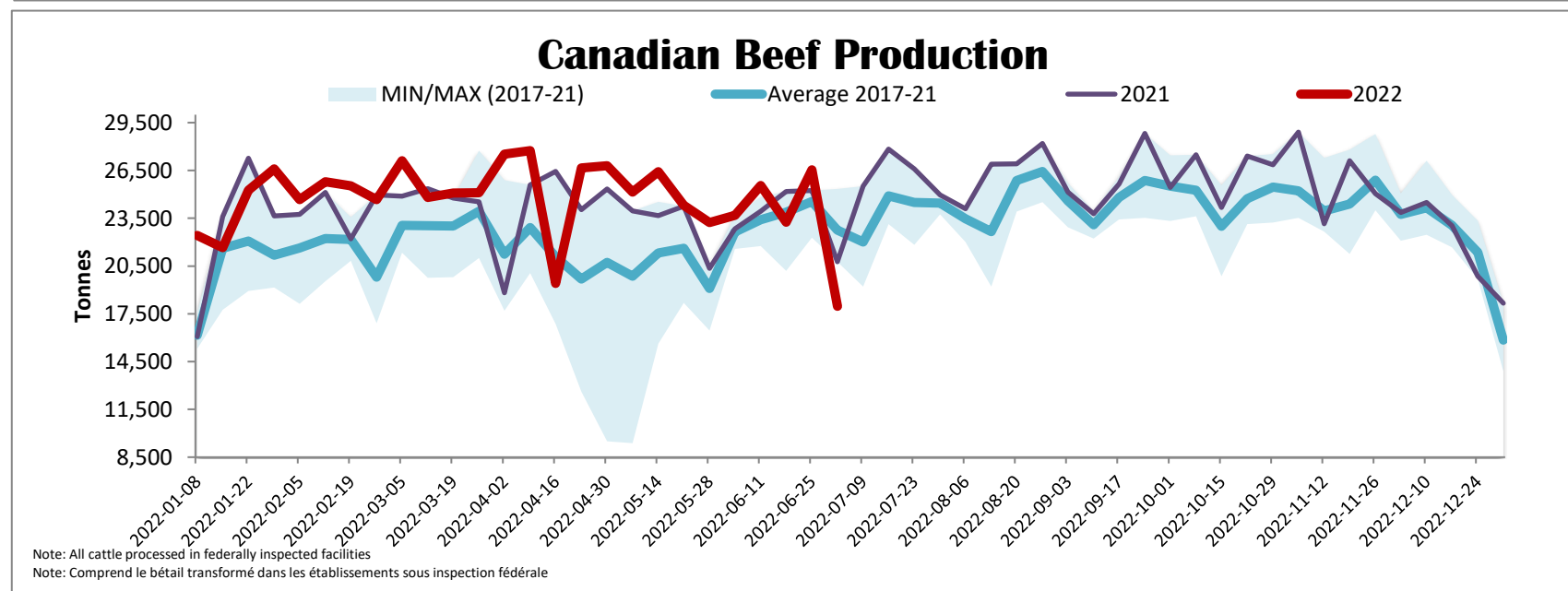
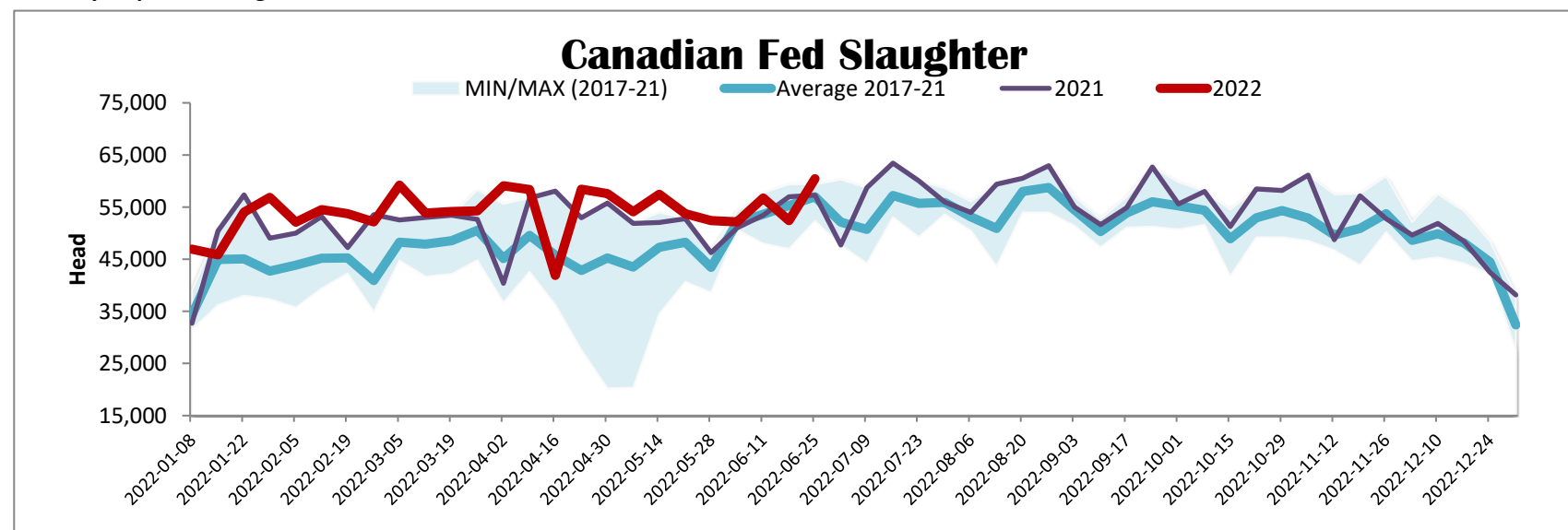
	Fed Slaughter (head)				Non-fed Slaughter (head)				Total Canada
	West	East	Canada	Weekly Avg.	West	East	Canada	Weekly Avg.	
2022-07-02	33,634	7,729	41,363		4,871	1,717	6,588		47,951
2022-06-25	50,886	9,559	60,445		7,497	2,273	9,770		70,215
2022-06-18	42,760	9,700	52,460		6,498	2,239	8,737		61,197
2022-06-11	46,731	10,035	56,766		6,982	2,328	9,310		66,076
2022-06-04	41,485	10,704	52,189		6,417	2,352	8,769		60,958
May 2022	173,081	44,643	217,724	54,431	25,544	8,820	34,364	8,591	252,088
April 2022	171,663	44,568	216,231	54,058	26,706	8,155	34,861	8,715	251,092
March 2022	222,647	58,239	280,886	56,177	33,995	12,129	46,124	9,225	327,010
February 2022	168,509	44,014	212,523	53,131	30,256	10,946	41,202	10,301	253,725
January 2022	161,022	42,681	203,703	50,926	31,028	10,176	41,204	10,301	244,907
December 2021	184,021	46,590	230,611	46,122	31,813	13,360	45,173	9,035	275,784
November 2021	175,852	43,946	219,798	54,950	30,244	11,450	41,694	10,424	261,492
October 2021	183,643	42,230	225,873	56,468	26,090	10,559	36,649	9,162	262,522
September 2021	225,970	53,886	279,856	55,971	29,704	12,694	42,398	8,480	322,254
August 2021	192,659	44,128	236,787	59,197	26,675	8,441	35,116	8,779	271,903
July 2021	194,584	43,580	238,164	59,541	26,099	7,901	34,000	8,500	272,164
June 2021	215,996	50,443	266,439	53,288	35,035	10,137	45,172	9,034	311,611
May 2021	160,178	42,771	202,949	50,737	26,214	8,107	34,321	8,580	237,270
April 2021	176,078	47,505	223,583	55,896	23,541	7,882	31,423	7,856	255,006
March 2021	195,001	57,005	252,006	50,401	34,612	10,305	44,917	8,983	296,923
February 2021	160,083	43,893	203,976	50,994	28,997	8,882	37,879	9,470	241,855
January 2021	164,073	46,989	211,062	52,766	31,401	7,632	39,033	9,758	250,095
YTD Total 2022	1,112,418	281,872	1,394,290	53,627	179,794	61,135	240,929	9,267	1,635,219
Total 2021	2,228,138	562,966	2,791,104	53,675	350,425	117,350	467,775	8,996	3,258,879

Grading								
	Weekly Totals				July 2, 2022			
	West	% total	East	% total	Canada 2022	% total	Canada 2021	% chg '21 - '22
A - Prime	658	2.0 %	397	5.1 %	1,055	2.6 %	1,311	-19.5%
AAA	19,136	56.9 %	4,808	62.2 %	23,944	57.9 %	29,694	-19.4%
AA	12,695	37.8 %	2,196	28.4 %	14,891	36.0 %	14,829	0.4%
A	440	1.3 %	147	1.9 %	587	1.4 %	945	-37.9%
B1, 2, 3, 4	696	2.1 %	186	2.4 %	882	2.1 %	873	1.0%
Year-to-date								
	West	% total	East	% total	Canada 2022	% total	Canada 2021	% chg '21 - '22
A - Prime	46,429	4.2 %	16,467	5.8 %	62,896	4.6 %	61,335	2.5 %
AAA	782,971	71.6 %	191,925	68.0 %	974,896	70.9 %	900,062	8.3 %
AA	240,759	22.0 %	66,041	23.4 %	306,800	22.3 %	341,976	-10.3 %
A	10,613	1.0 %	3,657	1.3 %	14,270	1.0 %	21,644	-34.1 %
B1, 2, 3, 4	12,363	1.1 %	4,259	1.5 %	16,622	1.2 %	17,171	-3.2 %

Source: CBGA

Year to Date for the Week Ending July 2, 2022

Federally Inspected Slaughter



Source: Canadian Beef Grading Agency (CBGA)