

### Veal Supply at a Glance - Canada

For week ending June 4, 2022

Quebec Live Auction											
	Number	2022			Number	2021			Volume (YTD)		
		Price ( \$ / 100 lbs)				Price ( \$ / 100 lbs)			head		
Dairy Calves	(head)	Average	Min	Max	(head)	Average	Min	Max	2022	2021	% chg
Holstein Male	482	253.00	210.00	300.00	524	176.00	160.00	190.00	9 780	10 754	-9.1 %
Good 90 -120 lbs	165	245.00	215.00	295.00	226	180.00	160.00	195.00	3 774	4 128	-8.6 %
Average 90 - 140 lbs	352	210.00	150.00	270.00	426	150.00	110.00	180.00	8 761	9 095	-3.7 %
Misc. - All weights	139	89.00	20.00	180.00	173	69.00	30.00	125.00	3 806	4 321	-11.9 %
Holstein Female											
Good 90 -120 lbs	45	169.00	120.00	230.00	55	127.00	80.00	155.00	912	1 007	-9.4 %
Other milk breeds (all weights)	14	156.00	50.00	320.00	20	83.00	40.00	120.00	371	503	-26.2 %
Crossbreeds dairy-butcher (all weights)	425	404.00	250.00	500.00	426	325.00	200.00	430.00	10 061	8 337	20.7 %
A2 Grain fed veal cattle (hide off)	1 297	300.00	n/a	n/a	1 287	233.00	n/a	n/a	30 837	33 925	-9.1 %
688 lbs live / 375-419 lbs hide off											

Source: Les producteurs de bovins du Québec

Ontario Live Auction											
	Number	2022			Number	2021			Volume (YTD)		
		Price ( \$ / 100 lbs)				Price ( \$ / 100 lbs)			head		
+ 600 lbs	765	149.21	130.57	164.22	743	102.00	86.17	122.31	14 329	14 922	-4.0 %
451 - 600 lbs	29	116.46	91.24	134.31	38	94.43	77.04	104.05	786	762	3.1 %
301 - 450 lbs	45	129.09	94.12	176.07	46	104.94	90.13	112.55	747	778	-4.0 %
126 - 300 lbs	132	186.89	101.11	338.97	160	130.03	86.23	230.66	3 137	2 538	23.6 %
- 125 lbs	779	244.13	138.62	467.94	907	169.59	104.79	354.37	17 333	17 318	0.1 %

Source: Beef Farmers of Ontario

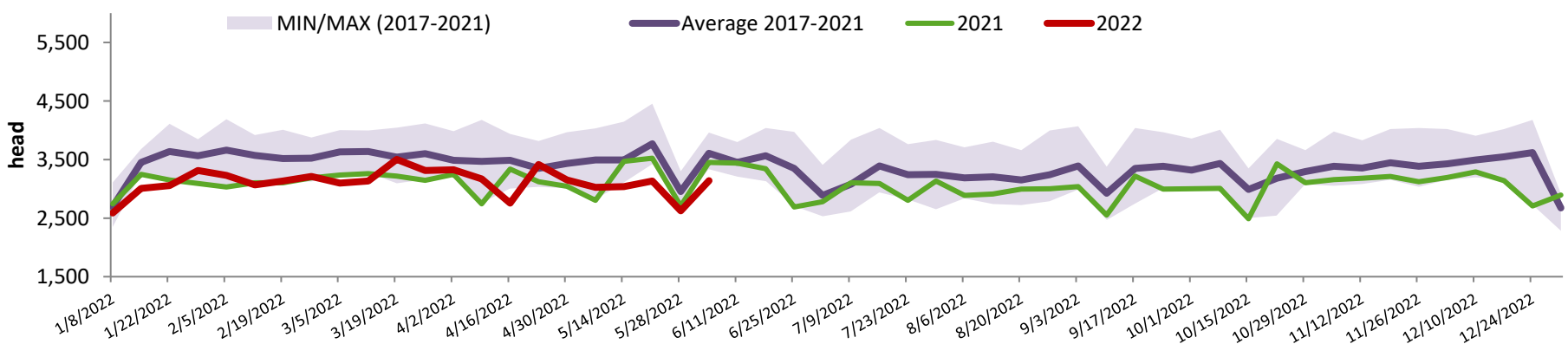
Federally Inspected Slaughter									
	Weekly			Year to date			Carcass Weight lbs (Jan-Apr)		
	2022	2021	% chg	2022	2021	% chg	2022	2021	% chg
Quebec	3 142	3 452	-9.0 %	68 434	68 388	0.1 %	356	355	0.2 %
Rest of Canada	0	0	-	0	560	-	-	-	-
<b>Canada</b>	<b>3 142</b>	<b>3 452</b>	<b>-9.0 %</b>	<b>68 434</b>	<b>68 948</b>	<b>-0.7 %</b>	<b>356</b>	<b>347</b>	<b>2.4 %</b>

Source: Canadian Beef Grading Agency / Source: Canadian Food Inspection Agency (CFIA)

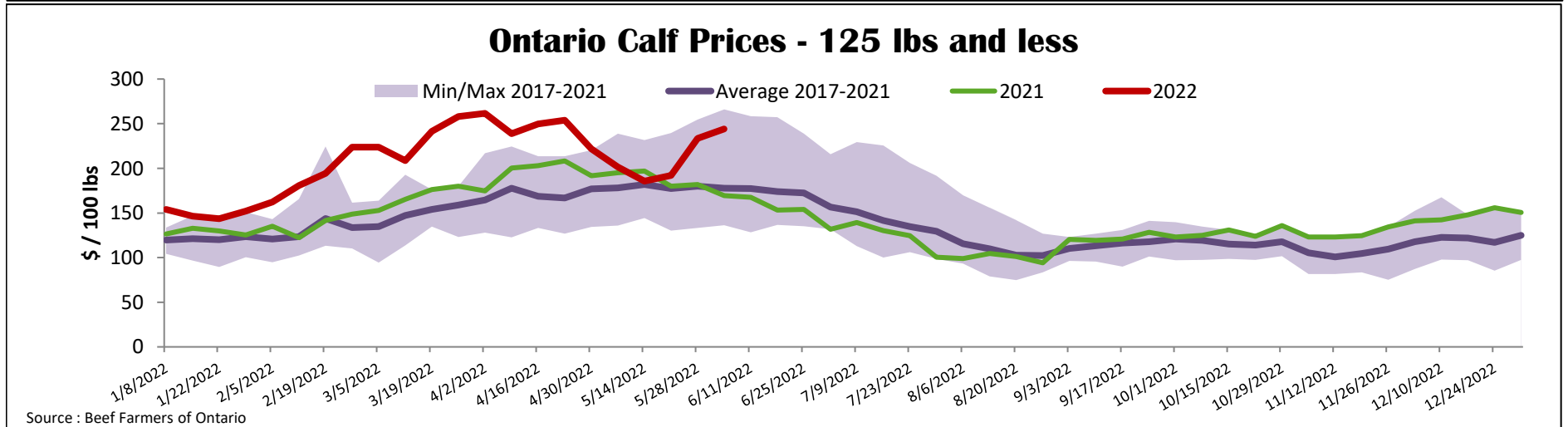
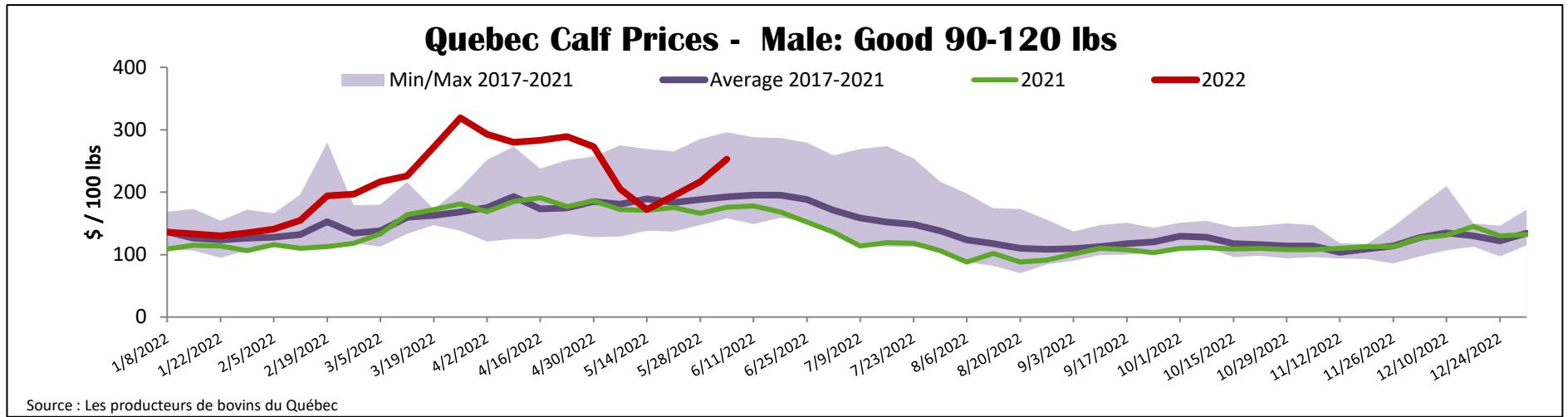
Domestic Exports					Imports						
Total veal (tonnes)	Jan. 1 - April 30, 2022				Total veal (tonnes)	Jan. 1 - June 4, 2022					
	2022	2021	% chg		2022	2021	% chg		% chg		
United States	1 148	1 115	2.9 %	New Zealand	139	386	-64.1 %	United States	210	277	-24.2 %
United Arab Emirates	65	52	25.8 %	Australia	0	24		EU-27			
Japan	0	0	-	Netherlands	259	156	66.0 %	Others	71	136	-47.6 %
Others	3	0	-	EU-27 total	330	292	13.1 %	Others	0	25	-98.7 %
<b>Total</b>	<b>1 216</b>	<b>1 167</b>	<b>4.2 %</b>	<b>Total</b>	<b>679</b>	<b>1 004</b>	<b>-32.4 %</b>				

Source: Statistics Canada / Source: CFIA

### Federally Inspected Veal Slaughter - Canada



Source: Canadian Beef Grading Agency



<b>United States</b>						
Week ending May 28, 2022						
<b>Federally Inspected Slaughter</b>				<b>Pennsylvania Calf Auction</b>		
	Weekly			Year to date		
Milk-fed or nature	<b>2022</b>	<b>2021</b>	<b>% chg</b>	<b>2022</b>	<b>2021</b>	<b>% chg</b>
North East & North Central*	2 820	2 275	24.0 %	61 923	59 499	4.1 %
Other calves	3 129	4 365	-28.3 %	84 118	86 413	-2.7 %
	<b>5 949</b>	<b>6 640</b>	<b>-10.4 %</b>	<b>146 041</b>	<b>145 912</b>	<b>0.1 %</b>
Production						
Calves (million lbs)	1.0	0.9	11.1 %	21.9	21.3	2.8 %
Live weight (lbs)	289	234	23.5 %			
Dressed weight (lbs)	169	136	24.3 %			
Source : USDA						
<b>North East &amp; North Central</b>						
(Veal Carcass, Hot Basis – Paid to Producer (Hide off, 255-315 lbs))						
Special fed : milk fed, nature						
\$US / 100 lbs	Weighted Average			Min	Max	
Non-Packer & Packers Owned	410.00			415.00	411.93	
Source : USDA						
<b>Graded Holstein Bull Calves*</b>						
May 28, 2022						
	Weight	Head	\$ / 100 lbs			
			Min	Max		
Number 1	- 89 lbs	23	100.00	180.00		
	90 - 120 lbs	175	20.00	220.00		
	+ 120 lbs	12	120.00	210.00		
	Beef Cross	79	150.00	360.00		
Number 2	- 100 lbs	59	55.00	180.00		
	+ 100 lbs	57	70.00	205.00		
	Beef Cross	28	100.00	290.00		
Number 3	- 100 lbs	86	10.00	190.00		
	+ 100 lbs	34	12.00	180.00		
	Beef Cross	0	0.00	0.00		
* Does not include all head sold						
Source : USDA						