

## Veal Supply at a Glance - Canada

For week ending May 21, 2022

Quebec Live Auction											
	Number	2022			Number	2021			Volume (YTD)		
		Price ( \$ / 100 lbs)				Price ( \$ / 100 lbs)			head		
Dairy Calves	(head)	Average	Min	Max	(head)	Average	Min	Max	2022	2021	% chg
Holstein Male											
Good 90 -120 lbs	493	194.00	155.00	240.00	512	175.00	160.00	200.00	8 826	9 744	-9.4 %
Good 121 - 140 lbs	164	194.00	160.00	240.00	178	171.00	150.00	190.00	3 427	3 722	-7.9 %
Average 90 - 140 lbs	382	159.00	130.00	195.00	407	135.00	100.00	170.00	8 116	8 220	-1.3 %
Misc. - All weights	190	125.00	50.00	205.00	192	60.00	20.00	110.00	3 486	3 916	-11.0 %
Holstein Female											
Good 90 -120 lbs	42	123.00	65.00	250.00	57	116.00	100.00	205.00	818	914	-10.5 %
Other milk breeds (all weights)	22	119.00	50.00	255.00	28	89.00	15.00	255.00	346	453	-23.6 %
Crossbreeds dairy-butcher (all weights)	484	374.00	260.00	465.00	424	387.00	245.00	505.00	9 189	7 502	22.5 %
A2 Grain fed veal cattle (hide off)	1 310	300.00	n/a	n/a	1 473	236.10	n/a	n/a	28 419	31 310	-9.2 %
688 lbs live / 375-419 lbs hide off											

Source: Les producteurs de bovins du Québec

Ontario Live Auction											
	Number	2022			Number	2021			Volume (YTD)		
		Price ( \$ / 100 lbs)				Price ( \$ / 100 lbs)			head		
	(head)	Average	Min	Max	(head)	Average	Min	Max	2022	2021	% chg
+ 600 lbs	817	150.12	131.18	165.47	775	114.09	98.99	130.56	12 997	13 411	-3.1 %
451 - 600 lbs	23	134.40	108.78	148.13	38	93.71	70.97	114.58	725	684	6.0 %
301 - 450 lbs	34	150.12	116.07	183.13	30	128.90	104.02	148.31	682	702	-2.8 %
126 - 300 lbs	142	178.91	106.36	336.23	89	185.75	122.52	328.93	2 906	2 251	29.1 %
- 125 lbs	912	192.07	114.06	406.09	791	180.05	106.74	344.52	15 826	15 563	1.7 %

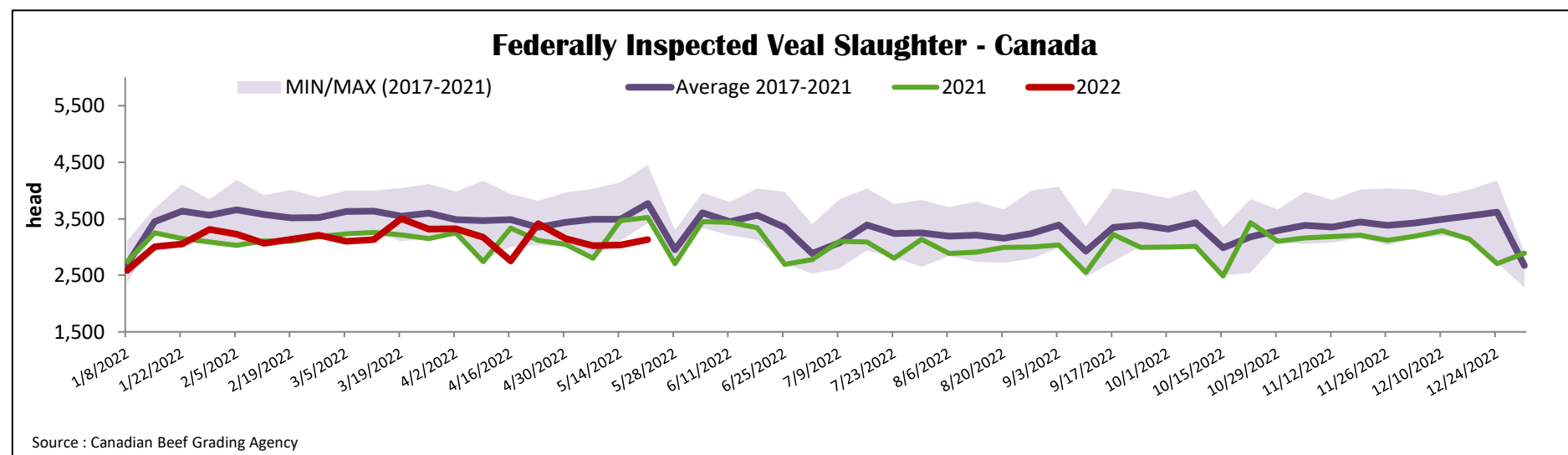
Source: Beef Farmers of Ontario

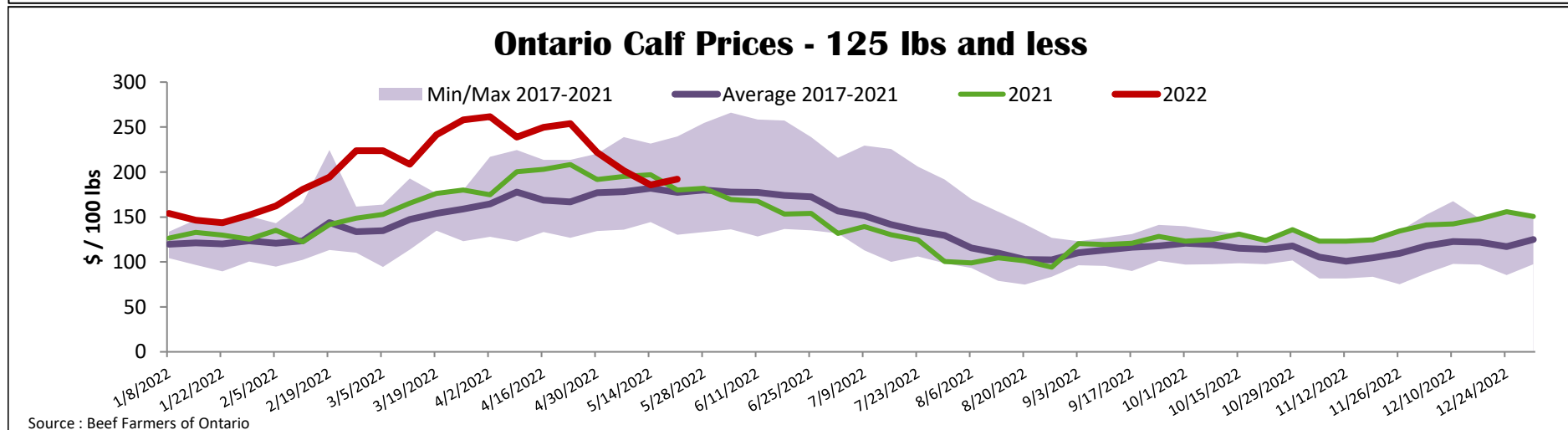
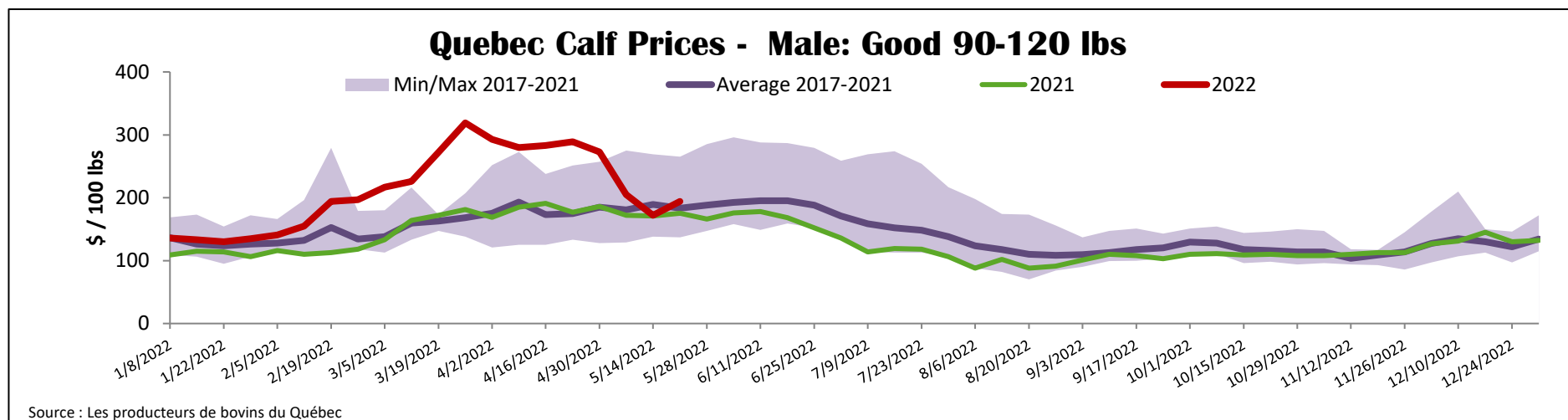
Federally Inspected Slaughter											
	2022	Weekly		% chg	2022	Year to date		% chg	Carcass Weight lbs (Jan-Mar)		
		2022	2021			2022	2021		% chg	2022	2021
Quebec	3 134	3 134	3 523	-11.0 %	62 664	62 664	62 230	0.7 %	356	355	0.4 %
Rest of Canada	0	0	0	-	0	0	560	-	-	-	-
<b>Canada</b>	<b>3 134</b>	<b>3 134</b>	<b>3 523</b>	<b>-11.0 %</b>	<b>62 664</b>	<b>62 664</b>	<b>62 790</b>	<b>-0.2 %</b>	<b>356</b>	<b>347</b>	<b>2.4 %</b>

Source: Canadian Beef Grading Agency / Source: Canadian Food Inspection Agency (CFIA)

Domestic Exports					Imports						
Total veal (tonnes)	Jan. 1 - March 31, 2022				Total veal (tonnes)	Jan. 1 - May 21, 2022					
	2022	2021	% chg		2022	2021	% chg		2022	2021	% chg
United States	901	800	12.6 %	New Zealand	139	386	-64.1 %				
United Arab Emirates	51	40	27.2 %	United States	172	274	-37.3 %				
Japan	0	0	-	Australia	0	24					
Others	0	0	-	<b>EU-27</b>							
<b>Total</b>	<b>952</b>	<b>840</b>	<b>13.3 %</b>	Netherlands	160	134	20.1 %				
				Others	62	134	-53.8 %				
				<b>EU-27 total</b>	<b>222</b>	<b>267</b>	<b>-16.8 %</b>				
				Others	0	25	-98.7 %				
				<b>Total</b>	<b>533</b>	<b>977</b>	<b>-45.4 %</b>				

Source: Statistics Canada / Source: CFIA





<b>United States</b>																																																																			
Week ending May 14, 2022																																																																			
<b>Federally Inspected Slaughter</b>					<b>Northeast and North Central U.S. Wholesale Price</b>																																																														
	Weekly			Year to date			**November 2021 Wholesale Price																																																												
Milk-fed or nature	<b>2022</b>	<b>2021</b>	<b>% chg</b>	<b>2022</b>	<b>2021</b>	<b>% chg</b>	\$/100 lbs	Simple avg	Min	Max																																																									
North East & North Central*	2 827	2 441	15.8 %	55 964	54 558	2.6 %	307 Rack, Ribeye	N/A	N/A	N/A																																																									
Other calves	3 835	3 258	17.7 %	77 834	78 385	-0.7 %	332 Loin, Trimmed 4x4	610.00	525.00	695.00																																																									
	<b>6 662</b>	<b>5 699</b>	<b>16.9 %</b>	<b>133 798</b>	<b>132 943</b>	<b>0.6 %</b>	1336 Leg slice, Retail	937.50	825.00	1 050.00																																																									
Production							1312 Osso Buco, Fore Shank	772.50	695.00	850.00																																																									
Calves (million lbs)	1.0	0.9	11.1 %	19.9	19.5	2.1 %	Shoulder Clod, Chuck	700.00	650.00	750.00																																																									
Live weight (lbs)	270	262	3.1 %																																																																
Dressed weight (lbs)	158	153	3.3 %																																																																
North East & North Central					Pennsylvania Calf Auction																																																														
(Veal Carcass, Hot Basis – Paid to Producer (Hide off, 255-315 lbs))					Graded Holstein Bull Calves* May 14, 2022																																																														
Special fed : milk fed, nature																																																																			
\$US / 100 lbs	Weighted Average			Min	Max																																																														
	410.00			415.00	411.90																																																														
Non-Packer & Packers Owned																																																																			
					<table border="1" style="width: 100%; border-collapse: collapse;"> <thead> <tr> <th></th> <th>Weight</th> <th>Head</th> <th colspan="2" style="text-align: center;">\$/ 100 lbs</th> </tr> <tr> <th></th> <th></th> <th></th> <th>Min</th> <th>Max</th> </tr> </thead> <tbody> <tr> <td rowspan="3">Number 1</td> <td>- 89 lbs</td> <td>27</td> <td>85.00</td> <td>135.00</td> </tr> <tr> <td>90 - 120 lbs</td> <td>196</td> <td>95.00</td> <td>180.00</td> </tr> <tr> <td>+ 120 lbs</td> <td>15</td> <td>95.00</td> <td>150.00</td> </tr> <tr> <td rowspan="2">Beef Cross</td> <td></td> <td>69</td> <td>125.00</td> <td>370.00</td> </tr> <tr> <td></td> <td></td> <td></td> <td></td> </tr> <tr> <td rowspan="3">Number 2</td> <td>- 100 lbs</td> <td>68</td> <td>40.00</td> <td>135.00</td> </tr> <tr> <td>+ 100 lbs</td> <td>80</td> <td>70.00</td> <td>160.00</td> </tr> <tr> <td>Beef Cross</td> <td>23</td> <td>70.00</td> <td>280.00</td> </tr> <tr> <td rowspan="3">Number 3</td> <td>- 100 lbs</td> <td>91</td> <td>5.00</td> <td>140.00</td> </tr> <tr> <td>+ 100 lbs</td> <td>46</td> <td>50.00</td> <td>140.00</td> </tr> <tr> <td>Beef Cross</td> <td>0</td> <td>0.00</td> <td>0.00</td> </tr> </tbody> </table>						Weight	Head	\$/ 100 lbs					Min	Max	Number 1	- 89 lbs	27	85.00	135.00	90 - 120 lbs	196	95.00	180.00	+ 120 lbs	15	95.00	150.00	Beef Cross		69	125.00	370.00					Number 2	- 100 lbs	68	40.00	135.00	+ 100 lbs	80	70.00	160.00	Beef Cross	23	70.00	280.00	Number 3	- 100 lbs	91	5.00	140.00	+ 100 lbs	46	50.00	140.00	Beef Cross	0	0.00	0.00
	Weight	Head	\$/ 100 lbs																																																																
			Min	Max																																																															
Number 1	- 89 lbs	27	85.00	135.00																																																															
	90 - 120 lbs	196	95.00	180.00																																																															
	+ 120 lbs	15	95.00	150.00																																																															
Beef Cross		69	125.00	370.00																																																															
Number 2	- 100 lbs	68	40.00	135.00																																																															
	+ 100 lbs	80	70.00	160.00																																																															
	Beef Cross	23	70.00	280.00																																																															
Number 3	- 100 lbs	91	5.00	140.00																																																															
	+ 100 lbs	46	50.00	140.00																																																															
	Beef Cross	0	0.00	0.00																																																															
					* Does not include all head sold																																																														
Source : USDA					Source : USDA																																																														