

Veal Supply at a Glance - Canada

For week ending April 9, 2022

Quebec Live Auction											
	Number	2022			Number	2021			Volume (YTD)		
		Price (\$ / 100 lbs)				Price (\$ / 100 lbs)			head		
	(head)	Average	Min	Max	(head)	Average	Min	Max	2022	2021	% chg
Dairy Calves											
Holstein Male											
Good 90 -120 lbs	458	280.00	250.00	315.00	365	185.00	160.00	204.00	6 225	6 892	-9.7 %
Good 121 - 140 lbs	139	268.00	240.00	295.00	130	177.00	150.00	190.00	2 554	2 595	-1.6 %
Average 90 - 140 lbs	420	229.00	150.00	290.00	402	152.00	100.00	185.00	5 612	5 882	-4.6 %
Misc. - All weights	132	84.00	20.00	155.00	199	62.00	15.00	120.00	2 291	2 772	-17.4 %
Holstein Female											
Good 90 -120 lbs	50	205.00	120.00	250.00	30	144.00	115.00	210.00	558	587	-4.9 %
Other milk breeds (all weights)	12	132.00	40.00	200.00	10	104.00	62.00	120.00	229	303	-24.4 %
Crossbreeds dairy-butcher (all weights)	460	353.00	280.00	420.00	371	404.00	240.00	515.00	6 574	4 902	34.1 %
A2 Grain fed veal cattle (hide off)	1 317	300.00	n/a	n/a	1 519	233.20	n/a	n/a	20 396	22 463	-9.2 %
688 lbs live / 375-419 lbs hide off											

Source: Les producteurs de bovins du Québec

Ontario Live Auction											
	Number	2022			Number	2021			Volume (YTD)		
		Price (\$ / 100 lbs)				Price (\$ / 100 lbs)			head		
	(head)	Average	Min	Max	(head)	Average	Min	Max	2022	2021	% chg
+ 600 lbs	785	150.15	133.26	166.87	814	120.51	110.81	132.47	8 828	8 933	-1.2 %
451 - 600 lbs	35	136.07	109.11	164.94	37	100.24	81.65	113.61	500	442	13.1 %
301 - 450 lbs	22	134.34	103.29	175.47	27	133.96	106.55	179.01	465	462	0.6 %
126 - 300 lbs	115	192.53	116.63	318.26	99	178.06	111.45	296.75	2 167	1 600	35.4 %
- 125 lbs	798	238.67	179.29	366.39	749	200.33	120.58	418.54	10 843	11 092	-2.2 %

Source: Beef Farmers of Ontario

Federally Inspected Slaughter									
	Weekly			Year to date			Carcass Weight lbs (Jan-Feb)		
	2022	2021	% chg	2022	2021	% chg	2022	2021	% chg
Quebec	3 172	2 743	15.6 %	44 151	43 494	1.5 %	356	354	0.5 %
Rest of Canada	0	0	-	0	0	-	-	-	-
Canada	3 172	2 743	15.6 %	44 151	43 494	1.5 %	356	347	2.4 %

Source : Canadian Beef Grading Agency

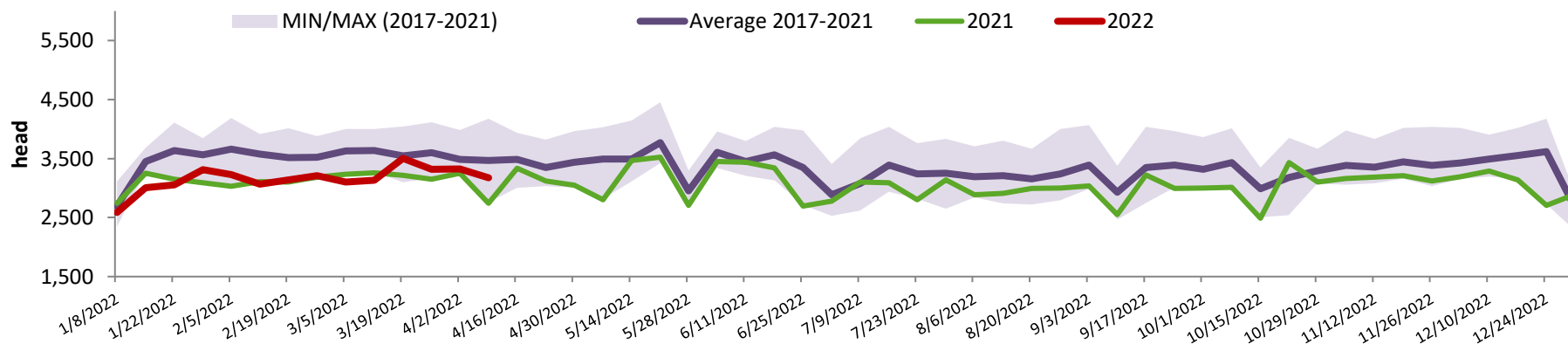
Source: Canadian Food Inspection Agency (CFIA)

Domestic Exports					Imports				
Total veal (tonnes)	Jan. 1 - Feb. 28, 2022	2022	2021	% chg	Total veal (tonnes)	Jan. 1 - April 9, 2022	2022	2021	% chg
United States		553	503	9.8 %	New Zealand		127	386	-67.1 %
United Arab Emirates		29	28	3.5 %	United States		136	207	-34.3 %
Japan		0	0	-	Australia		0	0	
Others		0	0		EU-27				
Total		582	531	9.5 %	Netherlands		117	75	57.2 %
					Others		59	109	-45.4 %
					EU-27 total		177	183	-3.6 %
					Others		0	25	
					Total		440	802	-45.1 %

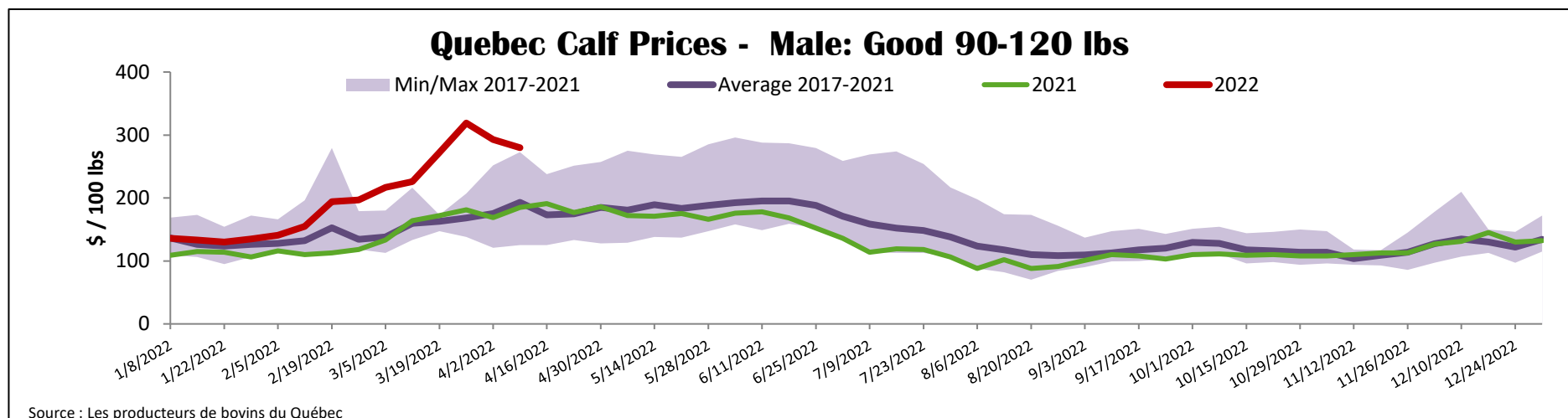
Source: Statistics Canada

Source: CFIA

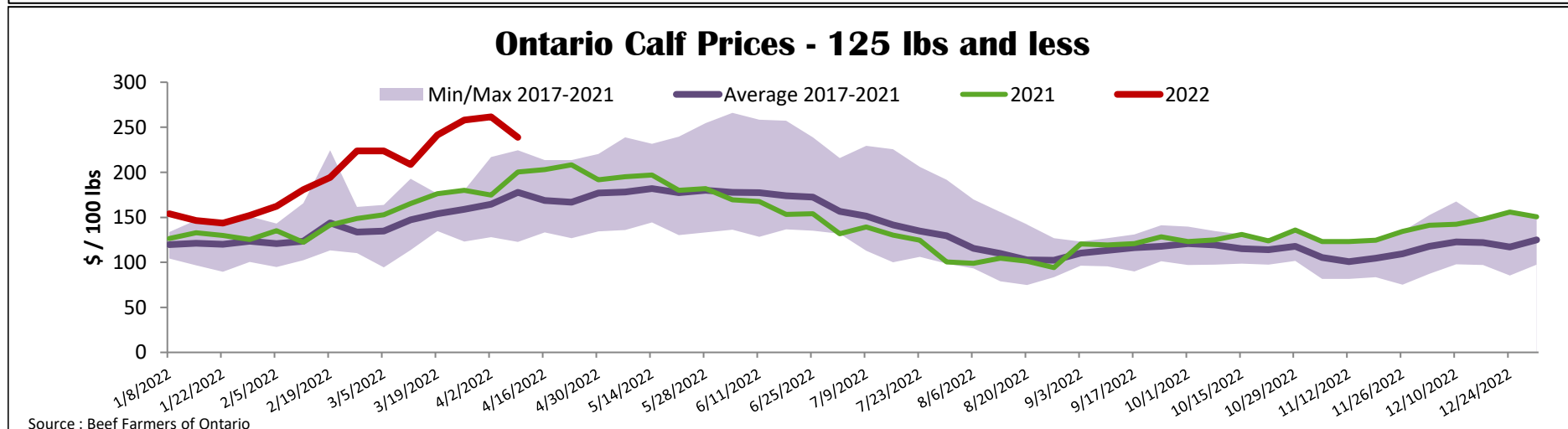
Federally Inspected Veal Slaughter - Canada



Source : Canadian Beef Grading Agency



Source : Les producteurs de bovins du Québec



Source : Beef Farmers of Ontario

United States										
Week ending April 2, 2022										
Federally Inspected Slaughter					Northeast and North Central U.S. Wholesale Price					
	Weekly			Year to date			**November 2021 Wholesale Price			
Milk-fed or nature	2022	2021	% chg	2022	2021	% chg	\$/100 lbs	Simple avg	Min	Max
North East & North Central*	2 642	2 954	-10.6 %	38 726	39 526	-2.0 %	307 Rack, Ribeye	N/A	N/A	N/A
Other calves	4 119	3 329	23.7 %	56 122	57 963	-3.2 %	332 Loin, Trimmed 4x4	610.00	525.00	695.00
	6 761	6 283	7.6 %	94 848	97 489	-2.7 %	1336 Leg slice, Retail	937.50	825.00	1 050.00
Production							1312 Osso Buco, Fore Shank	772.50	695.00	850.00
Calves (million lbs)	1.1	1.0	10.0 %	13.6	14.0	-2.9 %	Shoulder Clod, Chuck	700.00	650.00	750.00
Live weight (lbs)	279	263	6.1 %							
Dressed weight (lbs)	163	154	5.8 %							
Source : USDA							**Please note the whole sale price has been discontinued as of Dec. 7 2021 Source : USDA			
North East & North Central					Pennsylvania Calf Auction					
(Veal Carcass, Hot Basis – Paid to Producer (Hide off, 255-315 lbs))					Graded Holstein Bull Calves* April 2, 2022					
Special fed : milk fed, nature										
\$US / 100 lbs	Weighted Average			Min	Max					
Non-Packer & Packers Owned	382.75			380.00	385.00					
						\$/ 100 lbs				
						Number 1	Weight	Head	Min	Max
							- 89 lbs	31	130.00	230.00
							90 - 120 lbs	158	150.00	242.00
							+ 120 lbs	20	170.00	225.00
							Beef Cross	76	200.00	450.00
						Number 2	- 100 lbs	76	60.00	220.00
							+ 100 lbs	115	110.00	220.00
							Beef Cross	30	135.00	340.00
						Number 3	- 100 lbs	93	30.00	185.00
							+ 100 lbs	41	85.00	177.00
							Beef Cross	0	0.00	0.00
						* Does not include all head sold				
Source : USDA						Source : USDA				

Prepared by : Redmeat Section, Agriculture and Agri-Food Canada

Contact : Julie Dawson

Website : <http://www.agr.gc.ca/redmeat>

613 773 0149 or Julie.Dawson@agr.gc.ca