

Veal Supply at a Glance - Canada

For week ending April 2, 2022

Quebec Live Auction											
	Number	2022			Number	2021			Volume (YTD)		
		Price (\$ / 100 lbs)				Price (\$ / 100 lbs)			head		
Dairy Calves	(head)	Average	Min	Max	(head)	Average	Min	Max	2022	2021	% chg
Holstein Male											
Good 90 -120 lbs	444	293.00	260.00	320.00	399	169.00	150.00	185.00	5 767	6 527	-11.6 %
Good 121 - 140 lbs	146	270.00	250.00	290.00	129	168.00	160.00	180.00	2 415	2 465	-2.0 %
Average 90 - 140 lbs	394	216.00	150.00	285.00	427	138.00	100.00	170.00	5 192	5 480	-5.3 %
Misc. - All weights	164	67.00	20.00	160.00	206	70.00	20.00	120.00	2 159	2 573	-16.1 %
Holstein Female											
Good 90 -120 lbs	32	207.00	140.00	260.00	22	129.00	100.00	150.00	508	587	-13.5 %
Other milk breeds (all weights)	12	98.00	9.00	230.00	18	97.00	50.00	180.00	217	303	-28.4 %
Crossbreeds dairy-butcher (all weights)	300	342.00	220.00	440.00	379	342.00	200.00	450.00	6 114	4 902	24.7 %
A2 Grain fed veal cattle (hide off)	1 385	300.00	n/a	n/a	1 529	233.20	n/a	n/a	19 079	20 944	-8.9 %
688 lbs live / 375-419 lbs hide off											

Source: Les producteurs de bovins du Québec

Ontario Live Auction											
	Number	2022			Number	2021			Volume (YTD)		
		Price (\$ / 100 lbs)				Price (\$ / 100 lbs)			head		
	(head)	Average	Min	Max	(head)	Average	Min	Max	2022	2021	% chg
+ 600 lbs	707	151.75	133.08	167.90	396	116.46	103.82	127.42	8 043	8 119	-0.9 %
451 - 600 lbs	36	121.06	99.19	141.53	23	96.19	79.67	109.78	465	405	14.8 %
301 - 450 lbs	48	149.45	98.68	190.75	32	133.77	102.94	158.44	443	435	1.8 %
126 - 300 lbs	137	197.02	129.09	319.27	74	159.55	118.96	275.88	2 052	1 501	36.7 %
- 125 lbs	691	261.55	179.46	403.18	798	174.55	111.84	369.92	10 045	10 343	-2.9 %

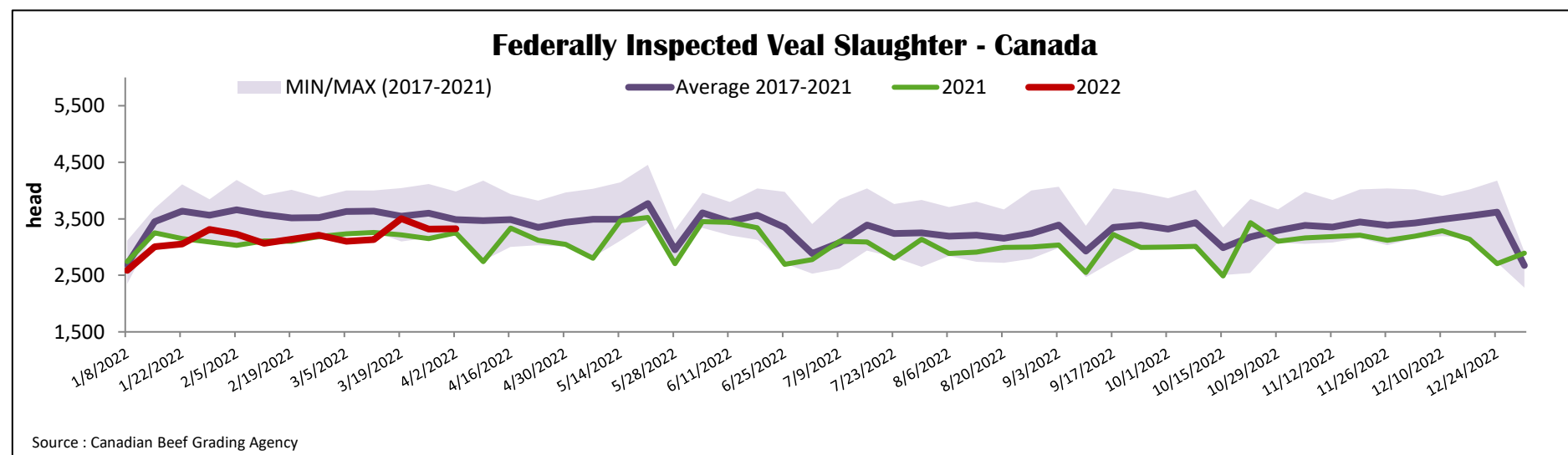
Source: Beef Farmers of Ontario

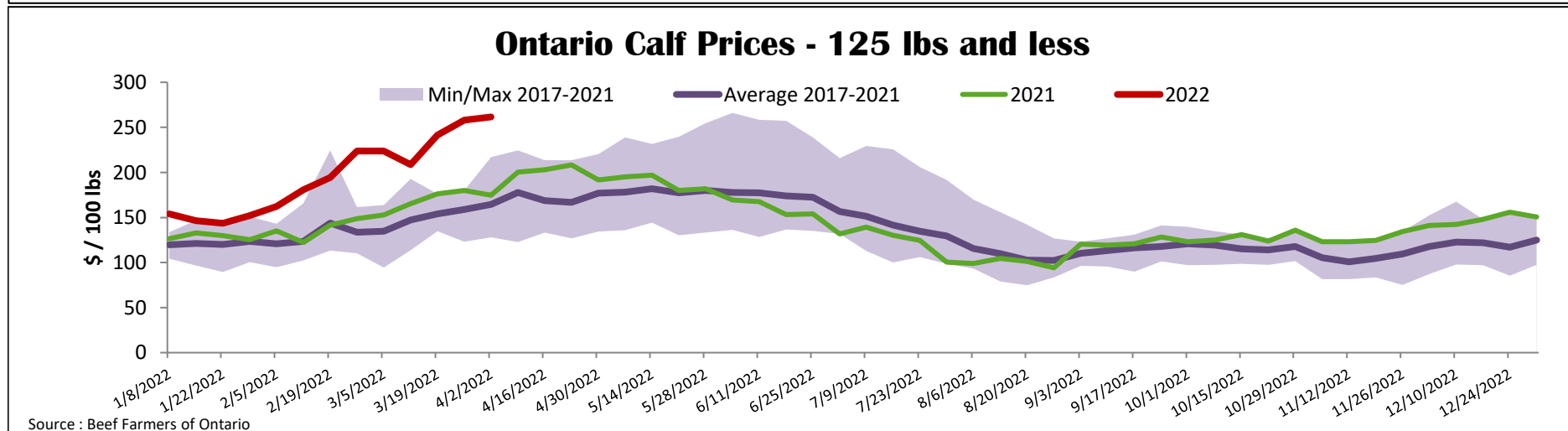
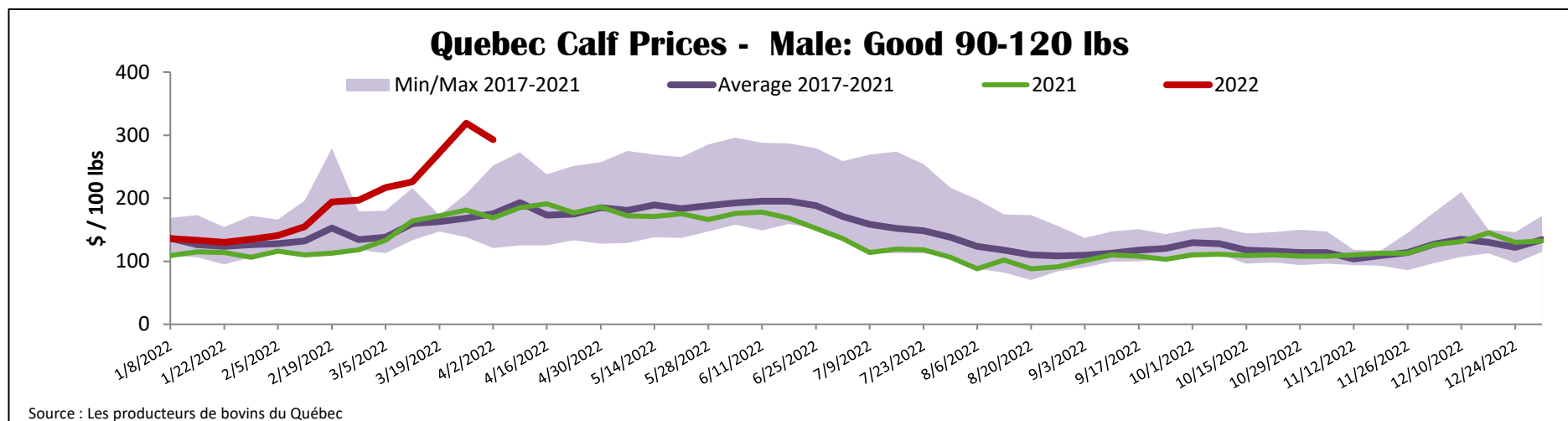
Federally Inspected Slaughter									
	Weekly			Year to date			Carcass Weight lbs (Jan-Feb)		
	2022	2021	% chg	2022	2021	% chg	2022	2021	% chg
Quebec	3 326	3 249	2.4 %	40 979	40 751	0.6 %	356	354	0.5 %
Rest of Canada	0	0	-	0	0	-	-	-	-
Canada	3 326	3 249	2.4 %	40 979	40 751	0.6 %	356	347	2.4 %

Source: Canadian Beef Grading Agency / Source: Canadian Food Inspection Agency (CFIA)

Domestic Exports					Imports						
Total veal (tonnes)	Jan. 1 - Feb. 28, 2022				Total veal (tonnes)	Jan. 1 - April 2, 2022					
	2022	2021	% chg		2022	2021	% chg		% chg		
United States	553	503	9.8 %	New Zealand	127	386	-67.1 %	United States	133	186	-28.2 %
United Arab Emirates	29	28	3.5 %	Australia	0	0		EU-27			
Japan	0	0	-	Netherlands	93	70	33.3 %	Others	59	96	-37.9 %
Others	0	0	-	EU-27 total	152	165	-7.9 %	Others	0	25	
Total	582	531	9.5 %	Total	413	762	-45.8 %				

Source: Statistics Canada / Source: CFIA





United States																																																																					
Week ending March 26, 2022																																																																					
Federally Inspected Slaughter					Northeast and North Central U.S. Wholesale Price																																																																
	Weekly			Year to date			**November 2021 Wholesale Price																																																														
Milk-fed or nature	2022	2021	% chg	2022	2021	% chg	\$/100 lbs	Simple avg	Min	Max																																																											
North East & North Central*	2 741	2 779	-1.4 %	36 084	36 572	-1.3 %	307 Rack, Ribeye	N/A	N/A	N/A																																																											
Other calves	4 160	3 779	10.1 %	52 003	54 634	-4.8 %	332 Loin, Trimmed 4x4	610.00	525.00	695.00																																																											
	6 901	6 558	5.2 %	88 087	91 206	-3.4 %	1336 Leg slice, Retail	937.50	825.00	1 050.00																																																											
Production							1312 Osso Buco, Foreshank	772.50	695.00	850.00																																																											
Calves (million lbs)	1.1	1.0	10.0 %	12.5	13.0	-3.8 %	Shoulder Clod, Chuck	700.00	650.00	750.00																																																											
Live weight (lbs)	264	269	-1.9 %																																																																		
Dressed weight (lbs)	153	157	-2.5 %																																																																		
North East & North Central					Pennsylvania Calf Auction																																																																
(Veal Carcass, Hot Basis – Paid to Producer (Hide off, 255-315 lbs))					Graded Holstein Bull Calves* March 26, 2022																																																																
Special fed : milk fed, nature																																																																					
\$US / 100 lbs	Weighted Average			Min	Max																																																																
	380.66			380.00	385.00																																																																
Non-Packer & Packers Owned																																																																					
					<table border="0" style="width: 100%;"> <tr> <td></td> <td>Weight</td> <td>Head</td> <td colspan="2" style="text-align: center;">\$/ 100 lbs</td> </tr> <tr> <td></td> <td></td> <td></td> <td>Min</td> <td>Max</td> </tr> <tr> <td>Number 1</td> <td>- 89 lbs</td> <td>39</td> <td>110.00</td> <td>210.00</td> </tr> <tr> <td></td> <td>90 - 120 lbs</td> <td>225</td> <td>110.00</td> <td>225.00</td> </tr> <tr> <td></td> <td>+ 120 lbs</td> <td>15</td> <td>130.00</td> <td>200.00</td> </tr> <tr> <td></td> <td>Beef Cross</td> <td>88</td> <td>130.00</td> <td>460.00</td> </tr> <tr> <td>Number 2</td> <td>- 100 lbs</td> <td>103</td> <td>45.00</td> <td>212.00</td> </tr> <tr> <td></td> <td>+ 100 lbs</td> <td>85</td> <td>85.00</td> <td>200.00</td> </tr> <tr> <td></td> <td>Beef Cross</td> <td>32</td> <td>145.00</td> <td>380.00</td> </tr> <tr> <td>Number 3</td> <td>- 100 lbs</td> <td>90</td> <td>12.00</td> <td>195.00</td> </tr> <tr> <td></td> <td>+ 100 lbs</td> <td>37</td> <td>25.00</td> <td>175.00</td> </tr> <tr> <td></td> <td>Beef Cross</td> <td>19</td> <td>110.00</td> <td>275.00</td> </tr> </table>						Weight	Head	\$/ 100 lbs					Min	Max	Number 1	- 89 lbs	39	110.00	210.00		90 - 120 lbs	225	110.00	225.00		+ 120 lbs	15	130.00	200.00		Beef Cross	88	130.00	460.00	Number 2	- 100 lbs	103	45.00	212.00		+ 100 lbs	85	85.00	200.00		Beef Cross	32	145.00	380.00	Number 3	- 100 lbs	90	12.00	195.00		+ 100 lbs	37	25.00	175.00		Beef Cross	19	110.00	275.00
	Weight	Head	\$/ 100 lbs																																																																		
			Min	Max																																																																	
Number 1	- 89 lbs	39	110.00	210.00																																																																	
	90 - 120 lbs	225	110.00	225.00																																																																	
	+ 120 lbs	15	130.00	200.00																																																																	
	Beef Cross	88	130.00	460.00																																																																	
Number 2	- 100 lbs	103	45.00	212.00																																																																	
	+ 100 lbs	85	85.00	200.00																																																																	
	Beef Cross	32	145.00	380.00																																																																	
Number 3	- 100 lbs	90	12.00	195.00																																																																	
	+ 100 lbs	37	25.00	175.00																																																																	
	Beef Cross	19	110.00	275.00																																																																	
					* Does not include all head sold																																																																

Source : USDA

Source : USDA