

### Veal Supply at a Glance - Canada

For week ending March 5, 2022

Quebec Live Auction											
	Number	2022			Number	2021			Volume (YTD)		
		Price ( \$ / 100 lbs)				Price ( \$ / 100 lbs)			head		
Dairy Calves	(head)	Average	Min	Max	(head)	Average	Min	Max	2022	2021	% chg
Holstein Male											
Good 90 -120 lbs	432	217.00	200.00	240.00	455	133.00	110.00	160.00	4 001	4 713	-15.1 %
Good 121 - 140 lbs	202	216.00	195.00	240.00	153	131.00	112.00	155.00	1 777	1 758	1.1 %
Average 90 - 140 lbs	395	180.00	110.00	215.00	354	106.00	50.00	140.00	3 657	3 769	-3.0 %
Misc. - All weights	159	56.00	20.00	130.00	163	50.00	20.00	100.00	1 540	1 813	-15.1 %
Holstein Female											
Good 90 -120 lbs	55	154.00	105.00	240.00	57	112.00	60.00	240.00	323	412	-21.6 %
Other milk breeds (all weights)	20	113.00	32.00	195.00	25	84.00	40.00	120.00	169	224	-24.6 %
Crossbreeds dairy-butcher (all weights)	471	314.00	240.00	380.00	317	363.00	220.00	450.00	4 452	3 492	27.5 %
A2 Grain fed veal cattle (hide off)	1 351	300.00	n/a	n/a	1 402	233.00	n/a	n/a	13 300	14 745	-9.8 %
688 lbs live / 375-419 lbs hide off											

Source: Les producteurs de bovins du Québec

Ontario Live Auction											
	Number	2022			Number	2021			Volume (YTD)		
		Price ( \$ / 100 lbs)				Price ( \$ / 100 lbs)			head		
	(head)	Average	Min	Max	(head)	Average	Min	Max	2022	2021	% chg
+ 600 lbs	674	151.04	128.94	168.55	708	117.00	107.23	126.57	5 194	5 525	-6.0 %
451 - 600 lbs	30	130.70	110.01	155.97	36	104.38	88.83	120.08	322	285	13.0 %
301 - 450 lbs	28	153.55	113.17	179.62	28	187.69	130.71	223.68	262	265	-1.1 %
126 - 300 lbs	130	190.31	128.05	328.58	108	145.50	93.20	274.23	1 444	1 048	37.8 %
- 125 lbs	720	223.61	145.61	416.55	723	152.98	87.08	365.22	7 150	7 358	-2.8 %

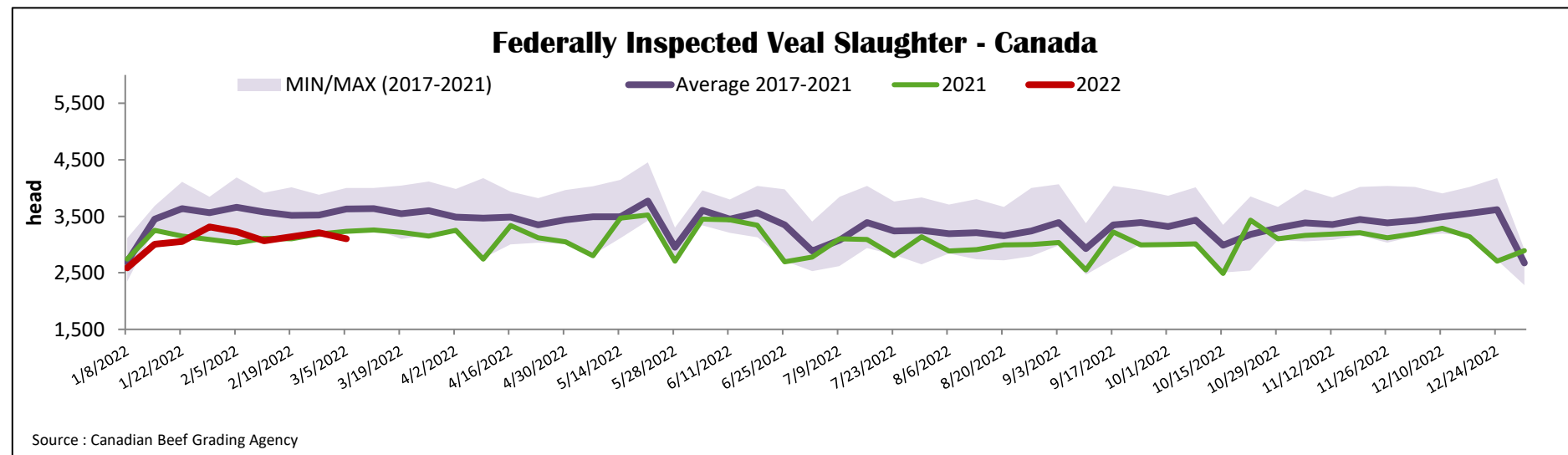
Source: Beef Farmers of Ontario

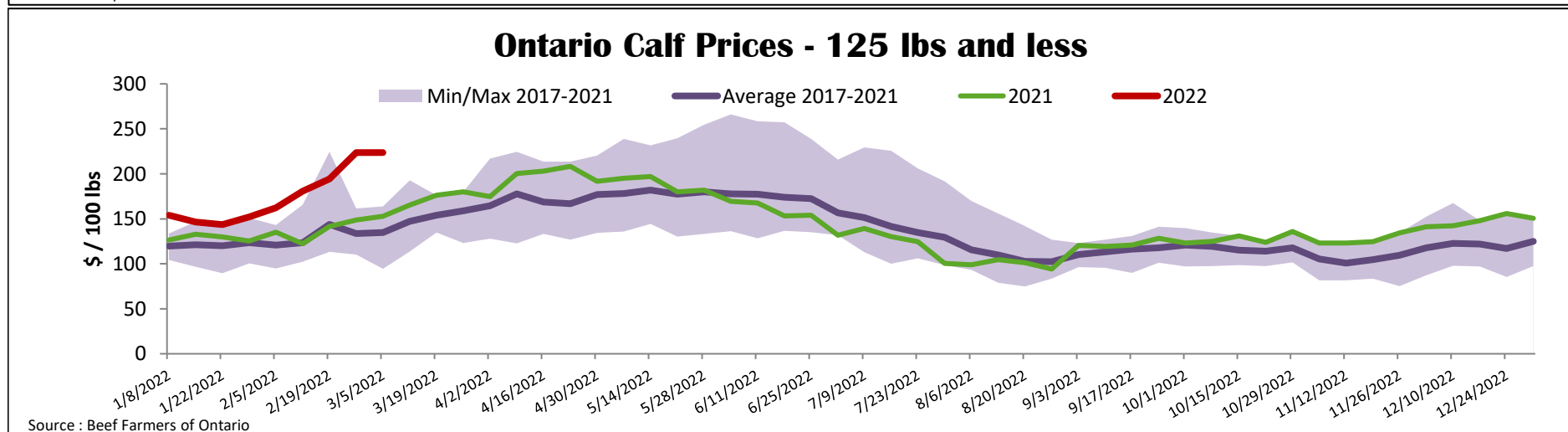
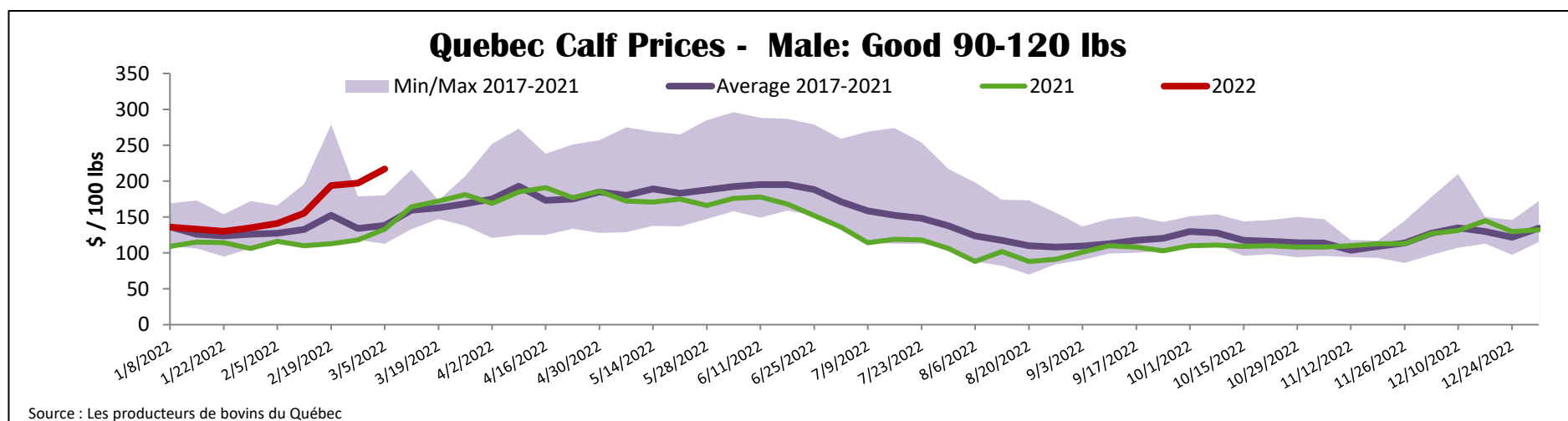
Federally Inspected Slaughter									
	Weekly			Year to date			Carcass Weight lbs (Jan.-Dec)		
	2022	2021	% chg	2022	2021	% chg	2021	2020	% chg
Quebec	3 099	3 233	-4.1 %	27 702	34 828	-20.5 %	356	347	2.4 %
Rest of Canada	0	0	-	0	0	-	385	398	-3.3 %
<b>Canada</b>	<b>3 099</b>	<b>3 233</b>	<b>-4.1 %</b>	<b>27 702</b>	<b>34 828</b>	<b>-20.5 %</b>	<b>356</b>	<b>347</b>	<b>2.4 %</b>

Source: Canadian Beef Grading Agency / Source: Canadian Food Inspection Agency (CFIA)

Domestic Exports					Imports						
Total veal (tonnes)	Jan. 1 - Jan. 31, 2022				Total veal (tonnes)	Jan. 1 - March 5, 2022					
	2022	2021	% chg		2022	2021	% chg				
United States	286	278	2.8 %	New Zealand	127	312	-59.2 %	United States	97	164	-40.6 %
United Arab Emirates	12	25	-50.1 %	United States	97	164	-40.6 %	Australia	0	0	
Japan	0	0	-	<b>EU-27</b>				Netherlands	71	53	33.0 %
Others	0	0	-	Others	27	73	-63.6 %	Others	27	73	-63.6 %
<b>Total</b>	<b>298</b>	<b>303</b>	<b>-1.5 %</b>	<b>EU-27 total</b>	<b>97</b>	<b>126</b>	<b>-22.9 %</b>	Others	0	25	
				Others	0	25		<b>Total</b>	<b>322</b>	<b>626</b>	<b>-48.6 %</b>

Source: Statistics Canada / Source: CFIA





<b>United States</b>										
Week ending February 26, 2022										
Federally Inspected Slaughter				Northeast and North Central U.S. Wholesale Price						
	Weekly			Year to date			**November 2021 Wholesale Price			
	2022	2021	% chg	2022	2021	% chg	\$/100 lbs	Simple avg	Min	Max
Milk-fed or nature										
North East & North Central*	3 065	3 080	-0.5 %	25 262	25 167	0.4 %	307 Rack, Ribeye	N/A	N/A	N/A
Other calves	4 146	4 959	-16.4 %	35 041	38 694	-9.4 %	332 Loin, Trimmed 4x4	610.00	525.00	695.00
	<b>7 211</b>	<b>8 039</b>	<b>-10.3 %</b>	<b>60 303</b>	<b>63 861</b>	<b>-5.6 %</b>	1336 Leg slice, Retail	937.50	825.00	1 050.00
Production							1312 Osso Buco, Foreshank	772.50	695.00	850.00
Calves (million lbs)	1.0	1.1	-9.1 %	8.4	8.9	-5.6 %	Shoulder Clod, Chuck	700.00	650.00	750.00
Live weight (lbs)	246	234	5.1 %							
Dressed weight (lbs)	143	135	5.9 %							

Source : USDA

North East & North Central					Pennsylvania Calf Auction						
(Veal Carcass, Hot Basis – Paid to Producer (Hide off, 255-315 lbs))					Graded Holstein Bull Calves* February 26, 2022						
Special fed : milk fed, nature					\$/ 100 lbs						
\$US / 100 lbs	Weighted Average			Min	Max	Number	Weight	Head	Min	Max	
						Number 1	- 89 lbs	32	80.00	205.00	
							90 - 120 lbs	159	130.00	220.00	
							+ 120 lbs	8	140.00	195.00	
							Beef Cross	32	220.00	420.00	
Non-Packer & Packers Owned				373.43	368.00	380.00	Number 2	- 100 lbs	38	45.00	180.00
							+ 100 lbs	52	105.00	187.00	
							Beef Cross	4	235.00	250.00	
							Number 3	- 100 lbs	95	10.00	155.00
							+ 100 lbs	48	50.00	160.00	
							Beef Cross	2	150.00	150.00	

\* Does not include all head sold

Source : USDA