

Veal Supply at a Glance - Canada

For week ending March 19, 2022

Quebec Live Auction											
	Number	2022			Number	2021			Volume (YTD)		
		Price (\$ / 100 lbs)				Price (\$ / 100 lbs)			head		
Dairy Calves	(head)	Average	Min	Max	(head)	Average	Min	Max	2022	2021	% chg
Holstein Male											
Good 90 -120 lbs	441	272.00	220.00	315.00	436	172.00	150.00	195.00	4 854	5 641	-14.0 %
Good 121 - 140 lbs	179	257.00	220.00	300.00	163	169.00	150.00	185.00	2 124	2 147	-1.1 %
Average 90 - 140 lbs	403	209.00	120.00	265.00	396	147.00	100.00	180.00	4 436	4 611	-3.8 %
Misc. - All weights	169	67.00	15.00	150.00	190	71.00	30.00	135.00	1 838	2 171	-15.3 %
Holstein Female											
Good 90 -120 lbs	50	191.00	40.00	285.00	36	134.00	100.00	162.00	423	524	-19.3 %
Other milk breeds (all weights)	17	78.00	20.00	150.00	24	90.00	55.00	120.00	193	272	-29.0 %
Crossbreeds dairy-butcher (all weights)	473	325.00	255.00	400.00	302	313.00	150.00	410.00	5 356	4 124	29.9 %
A2 Grain fed veal cattle (hide off)	1 435	300.00	n/a	n/a	1 597	233.30	n/a	n/a	16 155	17 833	-9.4 %
688 lbs live / 375-419 lbs hide off											

Source: Les producteurs de bovins du Québec

Ontario Live Auction											
	Number	2022			Number	2021			Volume (YTD)		
		Price (\$ / 100 lbs)				Price (\$ / 100 lbs)			head		
	(head)	Average	Min	Max	(head)	Average	Min	Max	2022	2021	% chg
+ 600 lbs	720	144.95	123.90	163.37	781	108.90	93.82	122.05	6 616	7 021	-5.8 %
451 - 600 lbs	41	114.30	94.10	133.67	30	111.40	99.47	120.02	403	346	16.5 %
301 - 450 lbs	37	112.23	92.61	145.04	32	119.75	88.11	177.61	352	334	5.4 %
126 - 300 lbs	159	182.61	108.75	276.77	114	151.04	99.92	269.08	1 751	1 295	35.2 %
- 125 lbs	738	241.48	155.55	351.66	741	176.06	109.66	376.35	8 595	8 797	-2.3 %

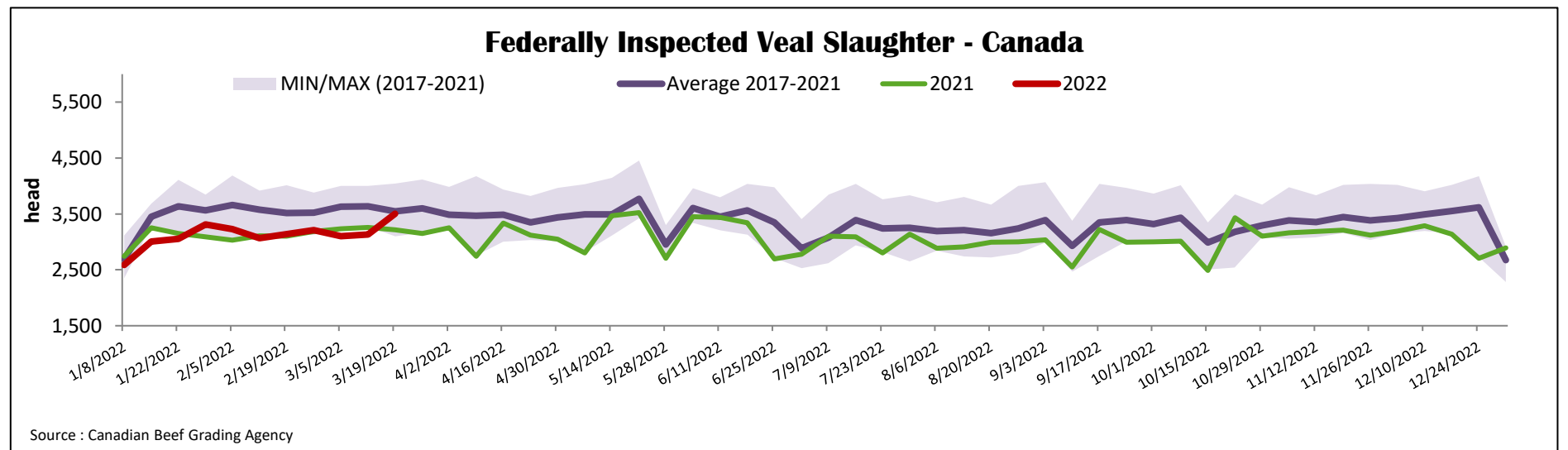
Source: Beef Farmers of Ontario

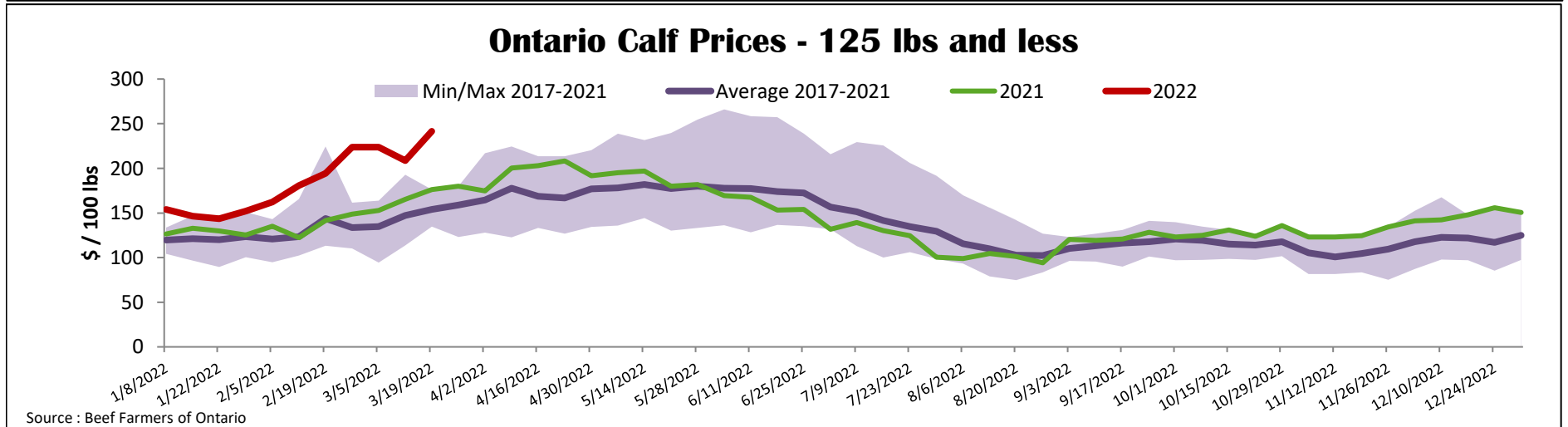
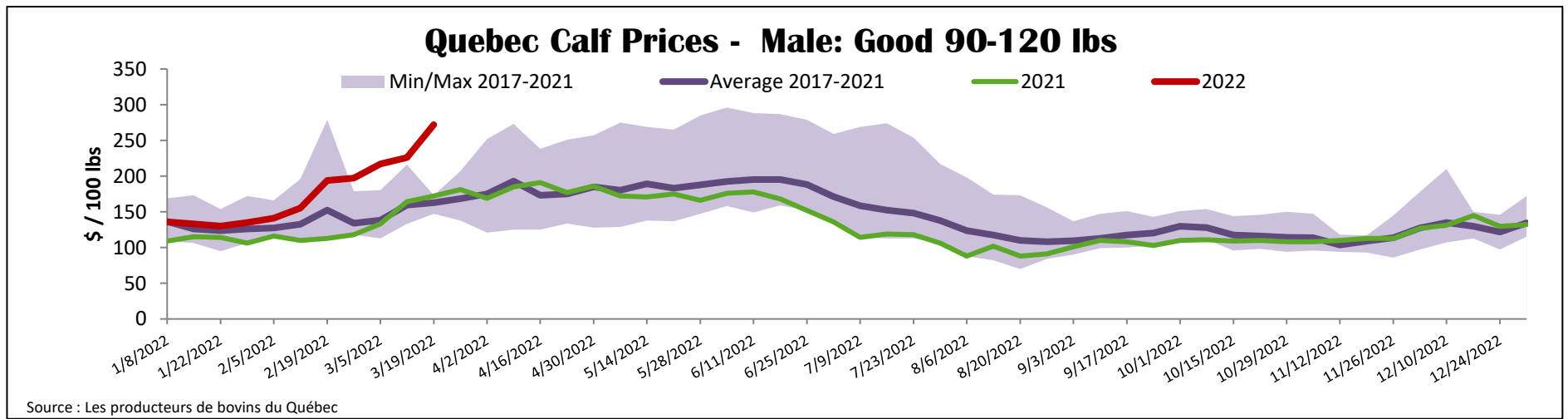
Federally Inspected Slaughter											
	2022	Weekly		% chg	2022	Year to date		% chg	Carcass Weight lbs (Jan)		
		2022	2021			2022	2021		% chg	2022	2021
Quebec	3 503	3 503	3 216	8.9 %	34 338	34 338	34 355	0.0 %	357	354	0.8 %
Rest of Canada	0	0	0	-	0	0	0	-	-	-	-
Canada	3 503	3 503	3 216	8.9 %	34 338	34 338	34 355	0.0 %	356	347	2.4 %

Source: Canadian Beef Grading Agency / Source: Canadian Food Inspection Agency (CFIA)

Domestic Exports					Imports				
Total veal (tonnes)	Jan. 1 - Jan. 31, 2022				Total veal (tonnes)	Jan. 1 - March 19, 2022			
	2022	2021	% chg			2022	2021	% chg	
United States	286	278	2.8 %		New Zealand	127	386	-67.1 %	
United Arab Emirates	12	25	-50.1 %		United States	99	181	-45.3 %	
Japan	0	0	-		Australia	0	0	-	
Others	0	0	-		EU-27				
Total	298	303	-1.5 %		Netherlands	79	96	-17.1 %	
					Others	29	73	-60.3 %	
					EU-27 total	108	169	-35.8 %	
					Others	0	25	-	
					Total	335	761	-56.1 %	

Source: Statistics Canada / Source: CFIA





United States										
Week ending March 12, 2022										
Federally Inspected Slaughter					Northeast and North Central U.S. Wholesale Price					
			Weekly				**November 2021 Wholesale Price			
	2022	2021	% chg	2022	2021	% chg	\$/100 lbs	Simple avg	Min	Max
Milk-fed or nature										
North East & North Central*	2 821	2 930	-3.7 %	30 833	31 035	-0.7 %	307 Rack, Ribeye	N/A	N/A	N/A
Other calves	4 392	3 446	27.5 %	43 876	46 814	-6.3 %	332 Loin, Trimmed 4x4	610.00	525.00	695.00
	7 213	6 376	13.1 %	74 709	77 849	-4.0 %	1336 Leg slice, Retail	937.50	825.00	1 050.00
Production							1312 Osso Buco, Fore Shank	772.50	695.00	850.00
Calves (million lbs)	1.0	1.0	0.0 %	10.5	11.0	-4.5 %	Shoulder Clod, Chuck	700.00	650.00	750.00
Live weight (lbs)	248	267	-7.1 %							
Dressed weight (lbs)	144	157	-8.3 %							
North East & North Central					Pennsylvania Calf Auction					
(Veal Carcass, Hot Basis – Paid to Producer (Hide off, 255-315 lbs))					Graded Holstein Bull Calves* March 12, 2022					
Special fed : milk fed, nature					\$/ 100 lbs					
			Weighted Average	Min	Max			Min	Max	
\$US / 100 lbs						Number 1	- 89 lbs	3	100.00	120.00
Non-Packer & Packers Owned			377.71	373.00	385.00		90 - 120 lbs	148	110.00	180.00
							+ 120 lbs	16	120.00	180.00
							Beef Cross	59	200.00	370.00
						Number 2	- 100 lbs	66	70.00	170.00
							+ 100 lbs	76	75.00	180.00
							Beef Cross	27	120.00	275.00
						Number 3	- 100 lbs	99	35.00	170.00
							+ 100 lbs	55	40.00	137.00
							Beef Cross	14	100.00	210.00
					* Does not include all head sold					

Source : USDA