



Beef Supply at a Glance - CANADA

Year to Date for the Week Ending January 29, 2022

Federally Inspected Slaughter (head)	West			East			CANADA		
	2022	2021	% chg	2022	2021	% chg	2022	2021	% chg
Steers	87,586	88,360	-1 %	33,571	36,984	-9 %	121,157	125,344	-3 %
Heifers	73,436	75,713	-3 %	9,110	10,005	-9 %	82,546	85,718	-4 %
Cows	30,517	30,310	1 %	10,147	7,606	33 %	40,664	37,916	7 %
Bulls	516	1,091	-53 %	29	26	12 %	545	1,117	-51 %
Total YTD	192,055	195,474	-2 %	52,857	54,621	-3 %	244,912	250,095	-2 %
Total Jan. - Dec. 2021		2,578,431			680,316			3,258,747	
Carcass Weight (lbs)									
Steers	917	917	0 %	953	985	-3 %	927	937	-1 %
Heifers	840	854	-2 %	838	883	-5 %	840	857	-2 %
Cows	742	754	-2 %	661	648	2 %	722	733	-2 %
Bulls	957	941	2 %	1,003	1,032	-3 %	960	943	2 %

Source: Canadian Beef Grading Agency (CBGA)

Beef Output (tonnes)									
Fed	64,410	66,064	-3 %	17,973	20,536	-12 %	82,383	86,601	-5 %
Non-Fed	10,497	10,836	-3 %	3,054	2,249	36 %	13,552	13,085	4 %
Total	74,907	76,901	-3 %	21,028	22,785	-8 %	95,935	99,686	-4 %
Total Jan. - Dec. 2021		1,012,678			272,954			1,285,633	

Imports For the period Jan. 1 - Nov. 30, 2021				Imports For the period Jan. 1 - Jan. 29, 2022			
Live Cattle from U.S.				Beef & Veal Imports			
(head)	2021	2020	% chg	(tonnes)	2022	2021	% chg
pure bred	15,189	4,005	-	United States of America	6,656	9,208	-28 %
non pure bred	372,622	244,414	52 %	New Zealand	723	2,368	-
Total	387,811	248,419	56 %	Mexico	607	600	1 %
				Uruguay	287	1,098	-
				Australia	581	1,381	-58 %
				Italy	165	359	-54 %
				Others	358	1,412	-
				Total	9,377	16,426	-43 %

Source: Statistics Canada

Exports For the period Jan. 1 - Jan. 22, 2022				Fresh, chilled & frozen (H.S. 0201, 0202)			
Live Cattle to U.S.				Non-CUSMA Beef/Veal total (exc. EU-27)			
(head)	2022	2021	% chg	EU-27 (Beef/Veal total)			
slaughter steers, heifers, cows	32,880	28,354	16 %		1,608	5,321	-70 %
feeder cattle & calves	9,470	3,151	201 %		350	1,102	-68 %
bulls	936	1,634	-43 %				
others	1,211	681	78 %				
Total	44,497	33,820	32 %				

Source: USDA - APHIS

Source: Canadian Food Inspection Agency (CFIA)

Exports For the period Jan. 1 - Nov. 30, 2021							
Beef & Veal Exports to U.S.							
(tonnes)	Fresh Bone-In	Fresh Boneless	Frozen Bone-In	Frozen Boneless	2021	2020	% chg
Carcasses and Half-Carcasses	3,345	N/A	0	N/A	3,345	2,231	50 %
Primal Cuts	27,070	249,480	2,762	18,862	298,174	259,848	15 %
Chuck	8,725	49,532	17	29	58,302	56,741	3 %
Loin	2,349	30,224	0	568	33,140	23,518	41 %
Brisket	0	17,936	0	507	18,443	18,622	-1 %
Flank and Plate	3,957	12,582	27	1,092	17,658	15,061	17 %
Hip	13	24,302	0	28	24,343	19,216	27 %
Rib	9,263	15,622	618	11	25,514	21,002	21 %
Others	2,763	99,283	2,101	16,628	120,775	105,688	14 %
Offals	N/A	N/A	N/A	N/A	21,820	18,862	16 %
Processed	N/A	N/A	N/A	N/A	6,352	5,778	10 %
Total	30,415	249,480	2,762	18,862	329,691	286,720	15 %

Source: Statistics Canada

Beef & Veal Exports For the period Jan. 1 - Nov. 30, 2021									
	Exports to All Countries			Exports to E.U-27					
	(tonnes)			('000 \$ CDN)			(tonnes)		
	2021	2020	% chg	2021	2020	% chg	2021	2020	
United States	329,691	286,720	15 %	3,016,377	2,270,355	33 %	Belgium	528	74
Japan	56,121	40,694	38 %	419,484	277,601	51 %	Italy	292	312
Mexico	21,558	12,388	74 %	176,722	87,242	103 %	Netherlands	273	368
China	19,012	9,535	99 %	181,964	93,881	94 %	Spain	60	25
Viet Nam	11,528	6,118	88 %	80,550	35,707	126 %	France	58	55
South Korea	12,178	5,291	130 %	108,704	35,386	207 %	Germany	35	0
Hong Kong	7,992	12,720	-37 %	73,930	98,877	-25 %	Luxembourg	5	0
Philippines	4,681	919	409 %	14,097	4,368	223 %	Total	1,250	835
Angola	1,762	2,514	-30 %	2,677	2,724	-2 %	Total ('000 \$ CDN)	20,432	14,255
Others	10,969	11,780	-7 %	71,800	77,681	-8 %			
Total	475,492	388,678	22 %	4,146,306	2,983,821	39 %			
Cattle Hides & Skins Exports (Number '000)	3,358	3,030	11 %	195,046	120,084	62 %			

Source: Statistics Canada



UNITED STATES

Year to Date for the Week Ending January 22, 2022

	Year to Date for the Week Ending January 22, 2022				Year to Date for the Week Ending January 22, 2022			
	Weekly	2022	2021	% chg	Weekly	2022	2021	% chg
Slaughter ('000 head)					Carcass Weight (lbs)			
Steers	299.8	879.9	942.4	-7 %	Steers	925	925	0 %
Heifers	191.0	559.8	587.9	-5 %	Heifers	853	852	0 %
Cows	137.0	409.5	408.3	0 %	Cows	653	648	-1 %
Bulls	9.3	25.7	28.1	-9 %	Bulls	865	873	-1 %
Total	637.2	1,874.9	1,966.6	-5 %				
Total Jan. - Dec. 2021			33,112.2					
Beef Output (tonnes)					National Summary of Beef Graded			
Fed		585,463	622,089	-6 %		2021	2020	
Non-Fed		130,487	132,513	-2 %	December 2021	(Oct'20-Sept'21)	(Oct'19-Sept'20)	
Total		715,950	754,602	-5 %	Prime	10.2 %	10.6 %	10.3 %
Total Jan. - Dec. 2021			12,462,797		Choice	74.6 %	74.5 %	74.5 %
					Select	14.9 %	14.6 %	14.9 %

For the period	Nov. 2021	2021	2020	% chg	Cattle Slaughter for the Week Ending			
					2022	2021	% chg	
U.S. Beef and Veal Imports (carcass weight, tonnes)					Canada	64,305	68,547	-6 %
Canada	398,313	348,137	348,137	14 %	US	637,168	662,414	-4 %
Mexico	280,546	279,763	279,763	0 %	Total Canada & US	701,473	730,961	-4 %
New Zealand	216,108	219,883	219,883	-2 %				
Others	499,670	572,988	572,988	-13 %	Cattle Slaughter Year to Date			
Total	1,394,637	1,420,771	1,420,771	-2 %	Canada	177,151	191,253	-7 %
U.S. Beef and Veal Exports (carcass weight, tonnes)					US	1,874,935	1,966,623	-5 %
Canada	112,283	117,821	117,821	-5 %	Total Canada & US	2,052,086	2,157,876	-5 %
Japan	346,445	345,130	345,130	0 %				
South Korea	330,216	280,088	280,088	18 %	US Live Cattle Imports			
Others	644,023	466,335	466,335	38 %	Mexico - Feeder 1 Jan.-Jan 29 2022	66,547	72,956	-9 %
Total	1,432,966	1,209,374	1,209,374	18 %	Canada 1 Jan.-Jan. 22 2022	44,497	33,820	32 %

Canada and United States Beef and Veal Tariff Rate Quota Summary

US Beef and Veal Tariff Rate Quota (TRQ) Summary							
For the period 1 Jan.-Jan. 22 2022	2022			2021			% chg in tonnes entered from 2021 to 2022
	Quota level	Tonnes entered	% filled	Tonnes entered	% filled		
Australia	378,214	12,556	3 %	11,000	3 %	14 %	
New Zealand	213,402	9,342	4 %	13,038	6 %	-28 %	
Argentina	20,000	1,637	8 %	1,129	6 %	45 %	
Uruguay	20,000	1,210	6 %	1,397	7 %	-13 %	
Others	65,005	29,753	46 %	2,144	3 %	1288 %	
Total TRQ	696,621	54,498	8 %	28,708	4 %	90 %	
TRQ (Australia, N. Z.)	591,616	21,897	4 %	24,038	4 %	-9 %	
Canada	no limit						
Mexico	no limit						
Canadian Beef and Veal Import Permits by Country				Canadian Beef and Veal Import Permits by Type of Meat			
For the period 1 Jan.-Jan. 22 2022	2022			2021			(tonnes)
	2022	2021	% chg	Grinding Beef	Cuts	Total	Total (%)
Global quota (tonnes)	76,409	76,409	0 %	Argentina	0	2	0 %
Supp. Quota Authorized	-	-	-	Australia	500	314	24 %
Total quota	76,409	76,409	0 %	Ireland	0	0	0 %
				Japan	0	6	0 %
				Netherlands	0	0	0 %
				New Zealand	570	386	28 %
				Spain	0	0	0 %
				United Kingdom	0	0	0 %
YTD Permits allocated as of:				Uruguay	698	886	47 %
	1/22/2022	1/23/2021	% chg	Total	1,768	1,594	100 %
Argentina	2	32	-95 %				
Australia (35,000 mt)	815	1,168	-30 %	For the period 1 Jan.-Jan. 22 2022			Percentage of Total Imports
Ireland	0	0	-	Grinding Beef		Cuts	2020
Japan	6	6	7 %	2021	2020	2021	2020
Netherlands	0	0	-	Argentina	0.0 %	0.3 %	0.0 %
New Zealand	956	2,683	-64 %	Australia	14.9 %	10.3 %	9.3 %
Spain	0	0	-	Ireland	0.0 %	0.0 %	0.0 %
United Kingdom	0	0	-	Japan	0.0 %	0.0 %	0.2 %
Uruguay	1,584	6,063	-74 %	Netherlands	0.0 %	0.0 %	0.0 %
Total	3,362	9,952	-66 %	New Zealand	16.9 %	17.8 %	11.5 %
				Spain	0.0 %	0.0 %	0.0 %
				United Kingdom	0.0 %	0.0 %	0.0 %
				Uruguay	20.8 %	48.2 %	26.4 %
				Total	52.6 %	76.5 %	47.4 %

Over quota tariff rate : 26.5 %

Source: CBGA (Canadian Slaughter), USDA (US Data), GAC (Canadian TRQ Data)



Beef Supply at a Glance - Canadian Federally Inspected

Year to Date for the Week Ending January 29, 2022

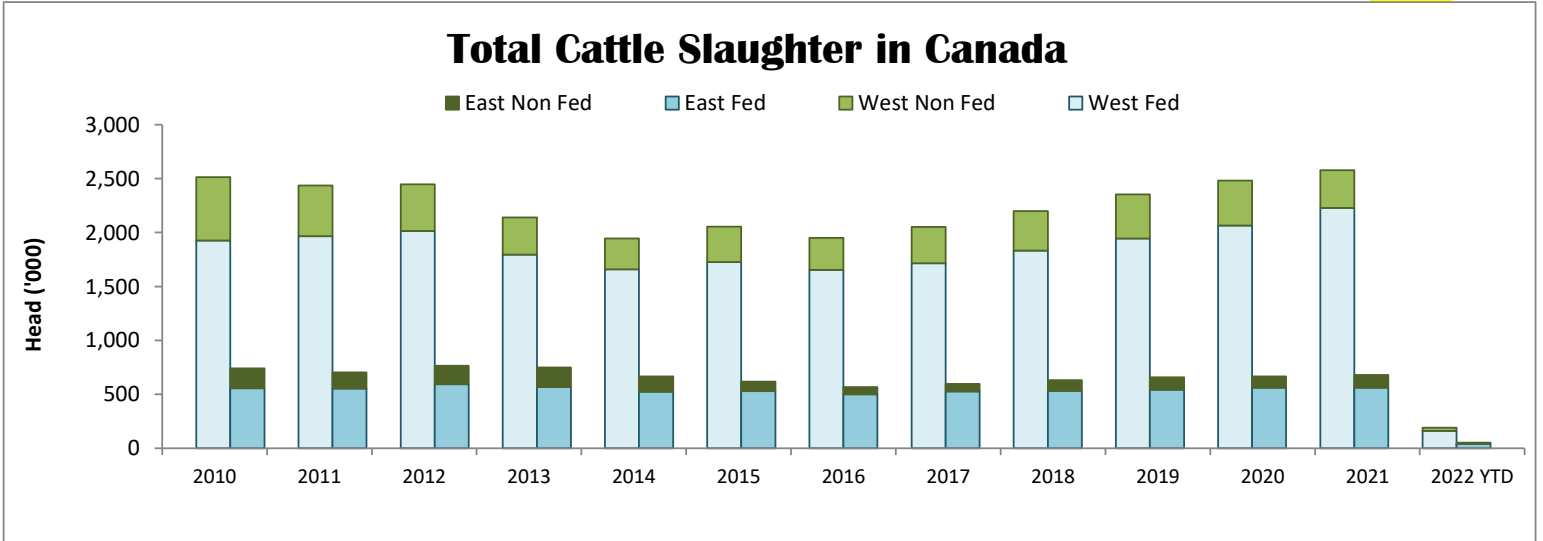
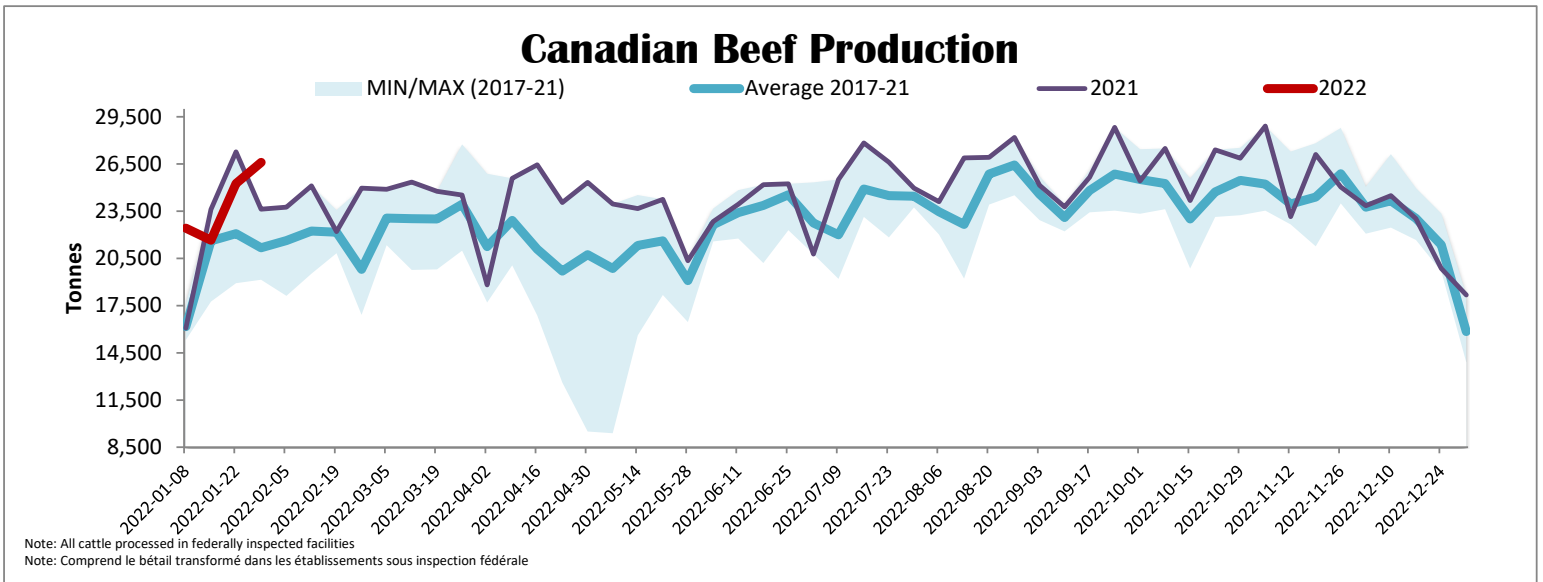
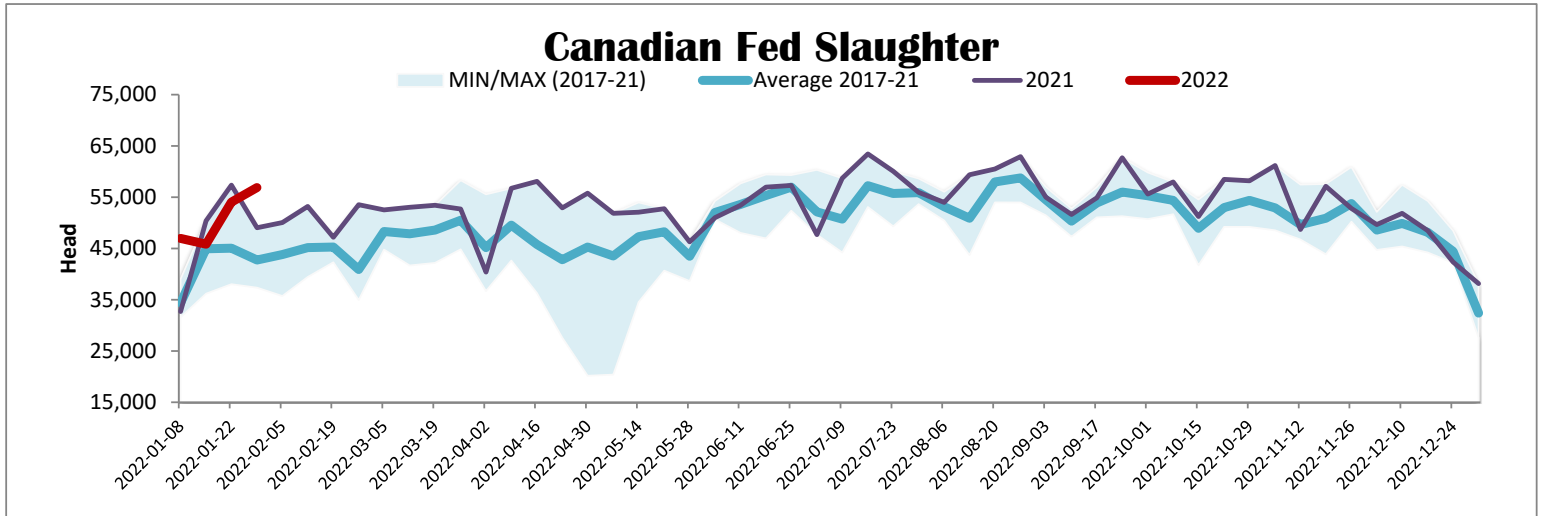
	Fed Slaughter (head)				Non-fed Slaughter (head)				Total Canada
	West	East	Canada	Weekly Avg.	West	East	Canada	Weekly Avg.	
2022-01-29	45,964	10,908	56,872		8,264	2,626	10,890		67,762
2022-01-22	42,423	11,636	54,059		7,324	2,922	10,246		64,305
2022-01-15	35,685	10,148	45,833		7,855	2,181	10,036		55,869
2022-01-08	36,950	9,990	46,940		7,590	2,447	10,037		56,977
December 2021	183,889	46,590	230,479	46,096	31,813	13,360	45,173	9,035	275,652
November 2021	175,852	43,946	219,798	54,950	30,244	11,450	41,694	10,424	261,492
October 2021	183,643	42,230	225,873	56,468	26,090	10,559	36,649	9,162	262,522
September 2021	225,970	53,886	279,856	55,971	29,704	12,694	42,398	8,480	322,254
August 2021	192,659	44,128	236,787	59,197	26,675	8,441	35,116	8,779	271,903
July 2021	194,584	43,580	238,164	59,541	26,099	7,901	34,000	8,500	272,164
June 2021	215,996	50,443	266,439	53,288	35,035	10,137	45,172	9,034	311,611
May 2021	160,178	42,771	202,949	50,737	26,214	8,107	34,321	8,580	237,270
April 2021	176,078	47,505	223,583	55,896	23,541	7,882	31,423	7,856	255,006
March 2021	195,001	57,005	252,006	50,401	34,612	10,305	44,917	8,983	296,923
February 2021	160,083	43,893	203,976	50,994	28,997	8,882	37,879	9,470	241,855
January 2021	164,073	46,989	211,062	52,766	31,401	7,632	39,033	9,758	250,095
YTD Total 2022	161,022	42,682	203,704	50,926	31,033	10,176	41,209	10,302	244,913
Total 2021	2,228,006	562,966	2,790,972	53,673	350,425	117,350	467,775	8,996	3,258,747

Grading								
	Weekly Totals				January 29, 2022			
	West	% total	East	% total	Canada 2022	% total	Canada 2021	% chg '21 - '22
A - Prime	1,260	2.8 %	702	6.4 %	1,962	3.5 %	2,102	-6.7%
AAA	32,511	72.6 %	7,439	67.7 %	39,950	71.7 %	33,180	20.4%
AA	10,301	23.0 %	2,581	23.5 %	12,882	23.1 %	11,302	14.0%
A	268	0.6 %	83	0.8 %	351	0.6 %	492	-28.7%
B1, 2, 3, 4	425	0.9 %	185	1.7 %	610	1.1 %	531	14.9%
Year-to-date								
	West	% total	East	% total	Canada 2022	% total	Canada 2021	% chg '21 - '22
A - Prime	5,696	3.6 %	2,823	6.6 %	8,519	4.3 %	10,149	-16.1 %
AAA	116,515	74.2 %	29,533	69.3 %	146,048	73.2 %	142,224	2.7 %
AA	32,257	20.5 %	9,205	21.6 %	41,462	20.8 %	48,198	-14.0 %
A	933	0.6 %	329	0.8 %	1,262	0.6 %	2,058	-38.7 %
B1, 2, 3, 4	1,658	1.1 %	701	1.6 %	2,359	1.2 %	2,530	-6.8 %

Source: CBGA

Year to Date for the Week Ending January 29, 2022

Federally Inspected Slaughter



Source: Canadian Beef Grading Agency (CBGA)