

Veal Supply at a Glance - Canada

For week ending February 12, 2022

Quebec Live Auction											
	2022				2021				Volume (YTD)		
	Number (head)	Price (\$ / 100 lbs)			Number (head)	Price (\$ / 100 lbs)			head		
Dairy Calves		Average	Min	Max		Average	Min	Max	2022	2021	% chg
Holstein Male											
Good 90 -120 lbs	486	155.00	140.00	185.00	480	110.00	95.00	126.00	2 735	3 241	-15.6 %
Good 121 - 140 lbs	177	156.00	138.00	190.00	223	114.00	100.00	125.00	1 226	1 197	2.4 %
Average 90 - 140 lbs	336	127.00	100.00	170.00	468	87.00	60.00	110.00	2 495	2 661	-6.2 %
Misc. - All weights	152	52.00	10.00	120.00	191	40.00	20.00	70.00	1 080	1 263	-14.5 %
Holstein Female											
Good 90 -120 lbs	26	118.00	65.00	200.00	50	75.00	50.00	120.00	196	257	-23.7 %
Other milk breeds (all weights)	15	75.00	10.00	155.00	25	63.00	5.00	100.00	129	140	-7.9 %
Crossbreeds dairy-butcher (all weights)	483	354.00	250.00	440.00	454	264.00	120.00	390.00	3 059	2 431	25.8 %
A2 Grain fed veal cattle (hide off)	1 542	306.00	n/a	n/a	1 650	240.00	n/a	n/a	9 088	9 864	-7.9 %
688 lbs live / 375-419 lbs hide off											

Source: Les producteurs de bovins du Québec

Ontario Live Auction											
	2022				2021				Volume (YTD)		
	Number (head)	Price (\$ / 100 lbs)			Number (head)	Price (\$ / 100 lbs)			head		
		Average	Min	Max		Average	Min	Max	2022	2021	% chg
+ 600 lbs	687	155.01	132.88	176.63	503	125.42	111.64	136.44	3 350	3 539	-5.3 %
451 - 600 lbs	44	120.08	93.51	145.40	37	102.78	70.57	122.43	213	191	11.5 %
301 - 450 lbs	41	124.66	88.46	150.99	16	120.02	110.97	137.22	185	168	10.1 %
126 - 300 lbs	178	152.58	91.38	267.63	105	117.34	83.57	209.62	1 047	736	42.3 %
- 125 lbs	817	180.81	90.91	413.86	893	122.41	69.62	300.17	4 934	5 152	-4.2 %

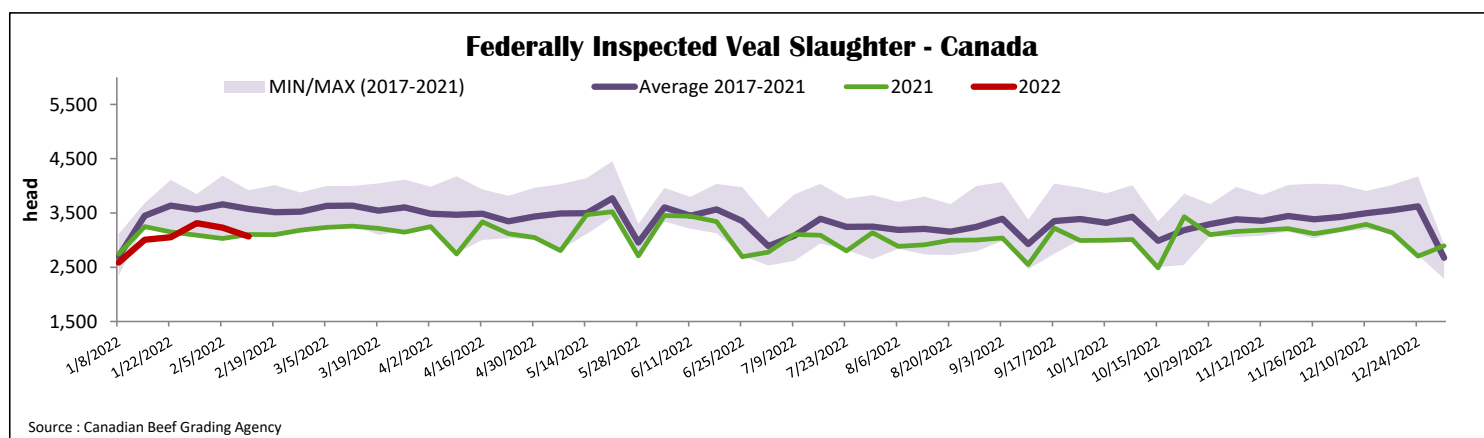
Source: Beef Farmers of Ontario

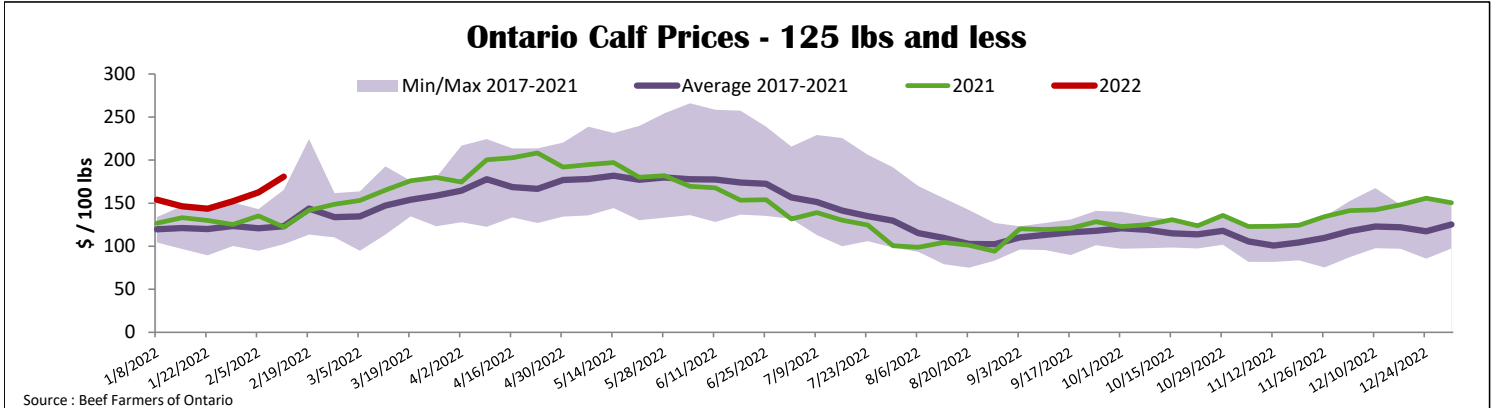
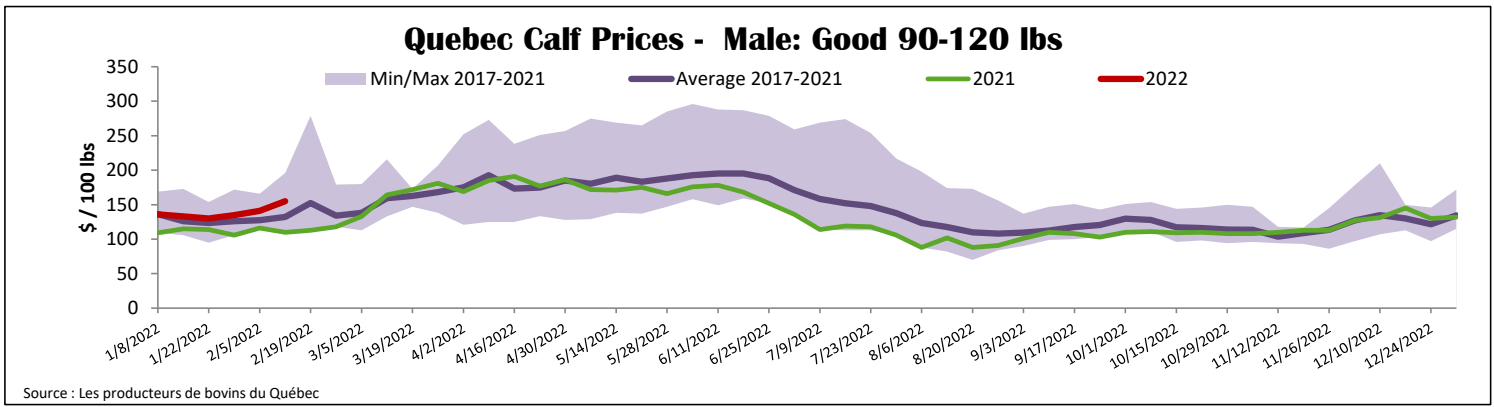
Federally Inspected Slaughter									
	Weekly			Year to date			Carcass Weight lbs (Jan.-Dec)		
	2022	2021	% chg	2022	2021	% chg	2021	2020	% chg
Quebec	3 068	3 106	-1.2 %	18 256	18 363	-0.6 %	356	347	2.4 %
Rest of Canada	0	0	-	0	0	-	385	398	-3.3 %
Canada	3 068	3 106	-1.2 %	18 256	18 363	-0.6 %	356	347	2.4 %

Source: Canadian Beef Grading Agency / Source: Canadian Food Inspection Agency (CFIA)

Domestic Exports					Imports				
Total veal (tonnes)	Jan. 1 - Dec. 31, 2021				Total veal (tonnes)	Jan. 1 - Feb. 12, 2022			
	2021	2020	% chg			2022	2021	% chg	
United States	3 645	2 447	49.0 %		New Zealand	109	312	-65.0 %	
United Arab Emirates	164	99	66.4 %		United States	51	92	-44.6 %	
Japan	12	0	-		Australia	0	0		
Others	4	9	-56.0 %		EU-27				
Total	3 825	2 555	49.7 %		Netherlands	51	34	52.3 %	
					Others	2	44	-95.2 %	
					EU-27 total	54	78	-31.0 %	
					Others	0	0		
					Total	213	481	-55.6 %	

Source: Statistics Canada / Source: CFIA





United States

Week ending February 5, 2022

Federally Inspected Slaughter				Northeast and North Central U.S. Wholesale Price						
	Weekly		Year to date			**November 2021 Wholesale Price				
	2022	2021	% chg	2022	2021	% chg	\$/100 lbs	Simple avg	Min	Max
Milk-fed or nature	2 572	2 735	-6.0 %	16 102	16 466	-2.2 %	307 Rack, Ribeye	N/A	N/A	N/A
North East & North Central*	4 888	4 787	2.1 %	22 029	22 701	-3.0 %	332 Loin, Trimmed 4x4	610.00	525.00	695.00
Other calves	7 460	7 522	-0.8 %	38 131	39 167	-2.6 %	1336 Leg slice, Retail	937.50	825.00	1 050.00
Production							1312 Osso Buco, Fore Shank	772.50	695.00	850.00
Calves (million lbs)	1.0	1.1	-9.1 %	5.3	5.5	-3.6 %	Shoulder Clod, Chuck	700.00	650.00	750.00
Live weight (lbs)	235	251	-6.4 %							
Dressed weight (lbs)	136	146	-6.8 %							

Source : USDA

North East & North Central					Pennsylvania Calf Auction					
(Veal Carcass, Hot Basis – Paid to Producer (Hide off, 255-315 lbs))					Graded Holstein Bull Calves* February 5, 2022					
Special fed : milk fed, nature					\$/ 100 lbs					
\$US / 100 lbs					Weighted Average		Min	Max		
Non-Packer & Packers Owned					371.53	365.00	380.00			
							Number 1			
							- 89 lbs	35	50.00	175.00
							90 - 120 lbs	217	95.00	240.00
							+ 120 lbs	14	120.00	170.00
							Beef Cross	89	26.00	325.00
							Number 2			
							- 100 lbs	73	50.00	175.00
							+ 100 lbs	101	65.00	160.00
							Beef Cross	41	115.00	290.00
							Number 3			
							- 100 lbs	103	10.00	180.00
							+ 100 lbs	52	15.00	145.00
							Beef Cross	14	100.00	225.00

* Does not include all head sold

Source : USDA