

Veal Supply at a Glance - Canada

For week ending January 8, 2022

Quebec Live Auction											
Dairy Calves	Number (head)	2022 Price (\$ / 100 lbs)			Number (head)	2021 Price (\$ / 100 lbs)			Volume (YTD) head		
		Average	Min	Max		Average	Min	Max	2022	2021	% chg
Holstein Male											
Good 90 -120 lbs	552	136.00	115.00	170.00	723	109.00	90.00	125.00	552	723	-23.7 %
Good 121 - 140 lbs	262	137.00	115.00	170.00	272	114.00	96.00	135.00	262	272	-3.7 %
Average 90 - 140 lbs	485	114.00	75.00	160.00	521	90.00	60.00	115.00	485	521	-6.9 %
Misc. - All weights	239	44.00	20.00	80.00	272	44.00	20.00	75.00	239	272	-12.1 %
Holstein Female											
Good 90 -120 lbs	43	87.00	40.00	120.00	65	81.00	35.00	115.00	43	65	-33.8 %
Other milk breeds (all weights)	59	234.00	30.00	445.00	41	64.00	30.00	100.00	59	41	43.9 %
Crossbreeds dairy-butcher (all weights)	587	408.00	290.00	515.00	465	291.00	110.00	455.00	587	465	26.2 %
A2 Grain fed veal cattle (hide off)	1 215	298.10	n/a	n/a	1 814	240.00	n/a	n/a	1 215	1 814	-33.0 %
688 lbs live / 375-419 lbs hide off											

Source: Les producteurs de bovins du Québec

Ontario Live Auction											
	Number (head)	2022 Price (\$ / 100 lbs)			Number (head)	2021 Price (\$ / 100 lbs)			Volume (YTD) head		
		Average	Min	Max		Average	Min	Max	2022	2021	% chg
+ 600 lbs	513	158.18	132.82	179.05	692	129.89	112.46	147.80	513	692	-25.9 %
451 - 600 lbs	32	137.69	119.12	157.44	27	99.39	74.76	122.28	32	27	18.5 %
301 - 450 lbs	35	129.39	108.56	157.47	32	120.91	91.64	139.08	35	32	9.4 %
126 - 300 lbs	207	148.26	97.22	255.70	145	112.76	75.38	228.36	207	145	42.8 %
- 125 lbs	922	154.06	83.31	361.04	983	126.59	64.31	348.78	922	983	-6.2 %

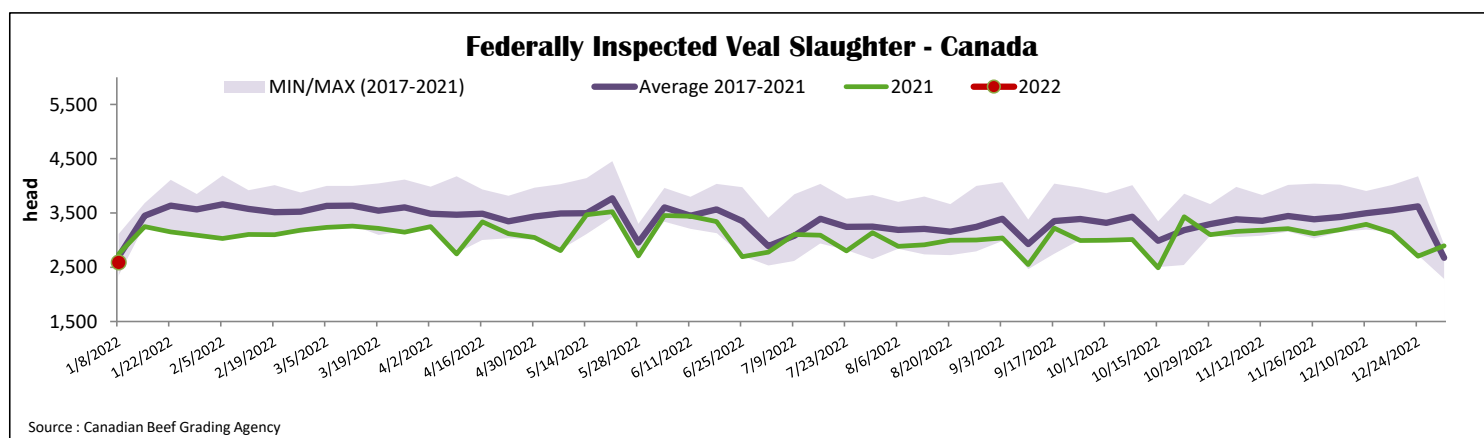
Source: Beef Farmers of Ontario

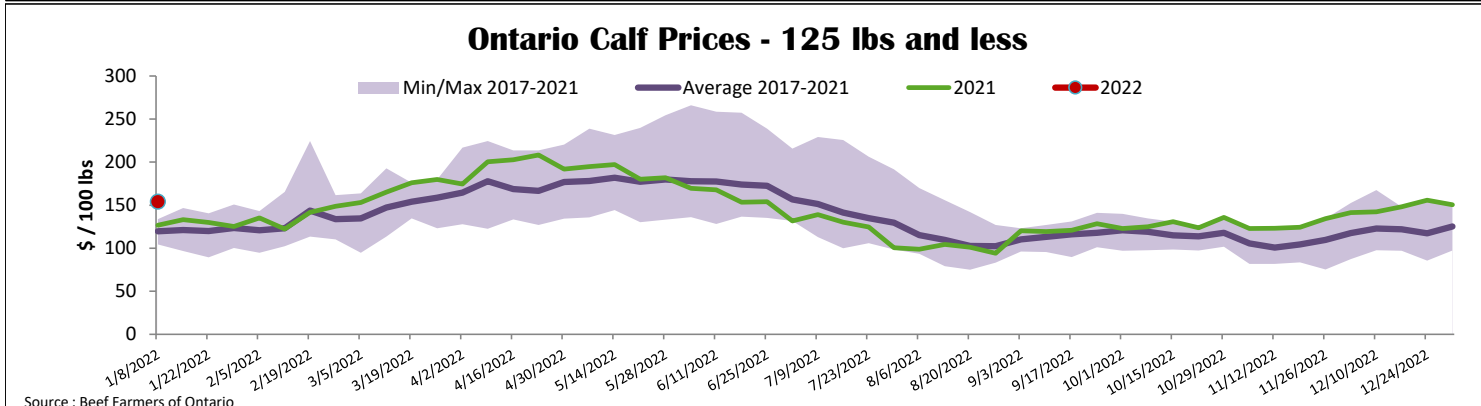
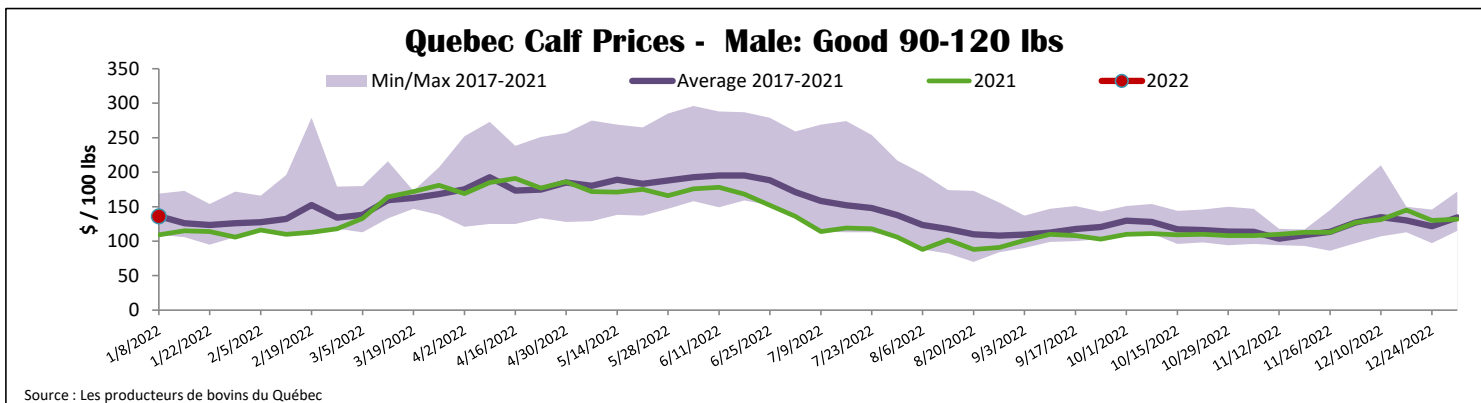
Federally Inspected Slaughter									
	Weekly			Year to date			Carcass Weight lbs (Jan.-Nov)		
	2022	2021	% chg	2022	2021	% chg	2021	2020	% chg
Quebec	2 587	2 744	-5.7 %	2 587	2 744	-5.7 %	356	387	-8.0 %
Rest of Canada	0	0	-	0	0	-	385	398	-3.3 %
Canada	2 587	2 744	-5.7 %	2 587	2 744	-5.7 %	356	387	-8.0 %

Source: Canadian Beef Grading Agency / Source: Canadian Food Inspection Agency (CFIA)

Domestic Exports					Imports					
Total veal (tonnes)	Jan. 1 - Nov. 30, 2021				Total veal (tonnes)	Jan. 1 - Jan. 8, 2022				
	2021	2020	% chg		2022	2021	% chg			
United States	3 345	2 231	49.9 %	New Zealand	18	36	-48.2 %	United States	18	1
United Arab Emirates	139	89	56.2 %	Australia	0	0		EU-27		
Japan	12	0	-	Netherlands	0	3		Others	0	24
Others	4	6	-	EU-27 total	0	27		Others	0	0
Total	3 500	2 326	50.5 %	EU-27 total	0	27		Total	37	64
										-43.1 %

Source: Statistics Canada / Source: CFIA





United States											
Week ending January 1, 2022											
Federally Inspected Slaughter					Northeast and North Central U.S. Wholesale Price						
		Weekly			Year to date			**November 2021 Wholesale Price			
	2021	2020	% chg	2021	2020	% chg	\$/100 lbs	Simple avg	Min	Max	
Milk-fed or nature	2 231	2 227	0.2 %	139 186	178 273	-21.9 %	307 Rack, Ribeye	N/A	N/A	N/A	
North East & North Central*	5 147	5 340	-3.6 %	243 885	265 098	-8.0 %	332 Loin, Trimmed 4x4	610.00	525.00	695.00	
Other calves	7 378	7 567	-2.5 %	383 071	443 371	-13.6 %	1336 Leg slice, Retail	937.50	825.00	1 050.00	
Production							1312 Osso Buco, Fore Shank	772.50	695.00	850.00	
Calves (million lbs)	1.0	1.0	0.0 %	51.4	61.6	-16.6 %	Shoulder Clod, Chuck	700.00	650.00	750.00	
Live weight (lbs)	227	233	-2.6 %				**Please note the whole sale price has been discontinued as of Dec. 7 2021				
Dressed weight (lbs)	131	135	-3.0 %				Source : USDA				
North East & North Central					Pennsylvania Calf Auction						
(Veal Carcass, Hot Basis – Paid to Producer (Hide off, 255-315 lbs))					Graded Holstein Bull Calves* January 1, 2022						
Special fed : milk fed, nature											
\$/US / 100 lbs				Weighted Average	Min	Max					
Non-Packer & Packers Owned				367.89	356.00	380.00					
							\$/ 100 lbs				
							Weight	Head	Min	Max	
							Number 1	- 89 lbs	34	65.00	140.00
								90 - 120 lbs	188	85.00	320.00
								+ 120 lbs	11	105.00	170.00
								Beef Cross	121	140.00	410.00
							Number 2	- 100 lbs	80	30.00	140.00
								+ 100 lbs	75	60.00	140.00
								Beef Cross	34	110.00	285.00
							Number 3	- 100 lbs	141	5.00	125.00
								+ 100 lbs	61	15.00	115.00
								Beef Cross	0	0.00	0.00
							* Does not include all head sold				
Source : USDA					Source : USDA						