

Veal Supply at a Glance - Canada

For week ending January 22, 2022

Quebec Live Auction											
Dairy Calves	Number (head)	2022 Price (\$ / 100 lbs)			Number (head)	2021 Price (\$ / 100 lbs)			Volume (YTD) head		
		Average	Min	Max		Average	Min	Max	2022	2021	% chg
Holstein Male											
Good 90 -120 lbs	437	130.00	115.00	145.00	539	114.00	100.00	130.00	1 428	1 785	-20.0 %
Good 121 - 140 lbs	169	129.00	115.00	145.00	143	118.00	100.00	130.00	646	616	4.9 %
Average 90 - 140 lbs	412	103.00	70.00	125.00	467	86.00	60.00	120.00	1 335	1 423	-6.2 %
Misc. - All weights	164	83.00	35.00	125.00	198	40.00	28.00	70.00	616	691	-10.9 %
Holstein Female											
Good 90 -120 lbs	24	75.00	50.00	105.00	36	73.00	50.00	100.00	105	152	-30.9 %
Other milk breeds (all weights)	18	61.00	20.00	110.00	21	55.00	30.00	105.00	91	85	7.1 %
Crossbreeds dairy-butcher (all weights)	484	299.00	160.00	380.00	376	261.00	120.00	390.00	1 623	1 225	32.5 %
A2 Grain fed veal cattle (hide off)	1 515	298.00	n/a	n/a	1 400	243.00	n/a	n/a	4 199	5 032	-16.6 %
688 lbs live / 375-419 lbs hide off											

Source: Les producteurs de bovins du Québec

Ontario Live Auction											
	Number (head)	2022 Price (\$ / 100 lbs)			Number (head)	2021 Price (\$ / 100 lbs)			Volume (YTD) head		
		Average	Min	Max		Average	Min	Max	2022	2021	% chg
+ 600 lbs	432	147.61	145.45	164.27	542	124.32	103.59	141.77	1 493	1 891	-21.0 %
451 - 600 lbs	19	115.92	87.84	144.21	35	92.51	77.45	106.17	86	102	-15.7 %
301 - 450 lbs	11	105.93	98.54	118.82	32	125.47	102.10	155.03	77	116	-33.6 %
126 - 300 lbs	115	124.25	94.36	209.82	130	113.86	68.48	237.83	483	437	10.5 %
- 125 lbs	717	143.56	91.12	297.73	865	129.79	72.77	331.91	2 483	2 695	-7.9 %

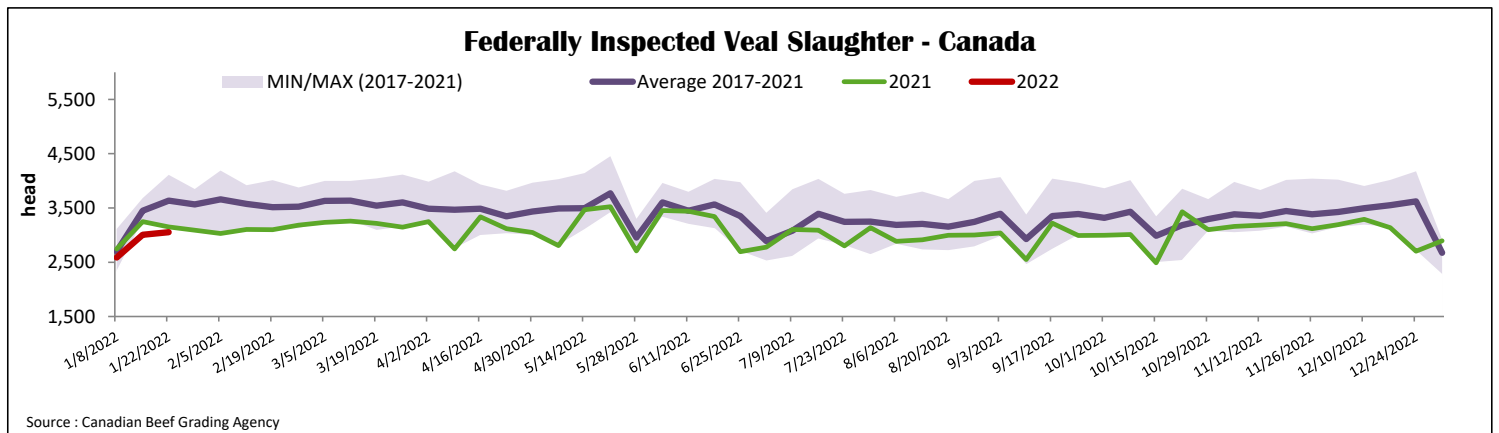
Source: Beef Farmers of Ontario

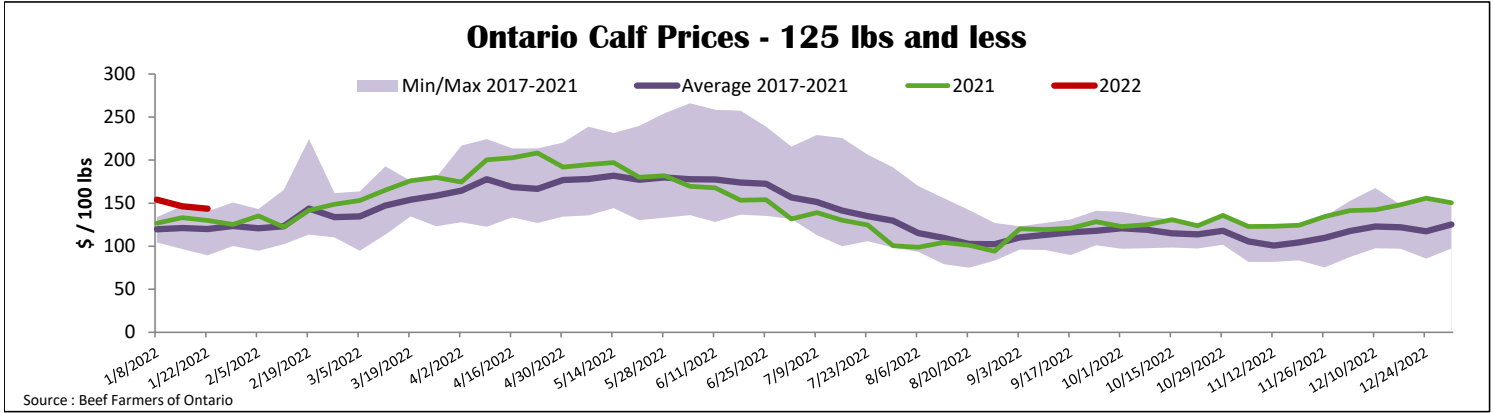
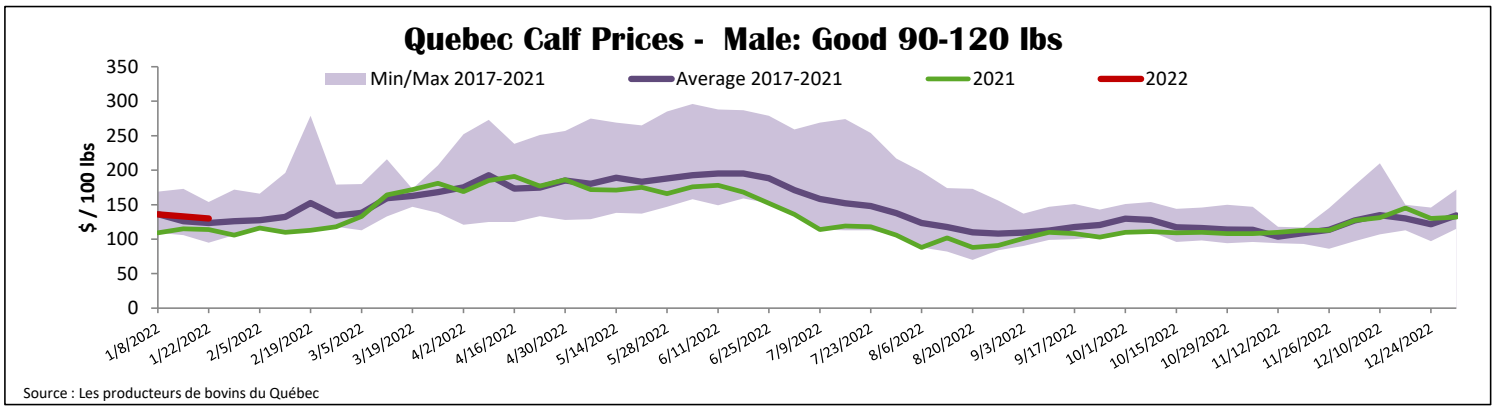
Federally Inspected Slaughter										
	2022	Weekly		% chg	Year to date			Carcass Weight lbs (Jan.-Dec)		
		2021	% chg		2022	2021	% chg	2021	2020	% chg
Quebec	3 053	3 152	-3.1 %	8 646	9 146	-5.5 %	356	347	2.4 %	
Rest of Canada	0	0	-	0	0	-	385	398	-3.3 %	
Canada	3 053	3 152	-3.1 %	8 646	9 146	-5.5 %	356	347	2.4 %	

Source: Canadian Beef Grading Agency / Source: Canadian Food Inspection Agency (CFIA)

Domestic Exports					Imports				
Total veal (tonnes)	Jan. 1 - Nov. 30, 2021				Total veal (tonnes)	Jan. 1 - Jan. 22, 2022			
	2021	2020	% chg			2022	2021	% chg	
United States	3 345	2 231	49.9 %		New Zealand	37	185	-80.1 %	
United Arab Emirates	139	89	56.2 %		United States	26	43	-40.1 %	
Japan	12	0	-		Australia	0	0		
Others	4	6	-31.9 %		EU-27				
Total	3 500	2 326	50.5 %		Netherlands	5	27	-81.5 %	
					Others	0	29		
					EU-27 total	5	57	-91.1 %	
					Others	0	0		
					Total	68	285	-76.2 %	

Source: Statistics Canada / Source: CFIA





United States

Week ending January 15, 2022

Federally Inspected Slaughter				Northeast and North Central U.S. Wholesale Price						
	Weekly			Year to date			**November 2021 Wholesale Price			
	2022	2021	% chg	2022	2021	% chg	\$/100 lbs	Simple avg	Min	Max
Milk-fed or nature	2 933	2 656	10.4 %	7 893	8 178	-3.5 %	307 Rack, Ribeye	N/A	N/A	N/A
North East & North Central*	4 715	5 313	-11.3 %	7 411	8 328	-11.0 %	332 Loin, Trimmed 4x4	610.00	525.00	695.00
Other calves	7 648	7 969	-4.0 %	15 304	16 506	-7.3 %	1336 Leg slice, Retail	937.50	825.00	1 050.00
Production							1312 Osso Buco, Fore Shank	772.50	695.00	850.00
Calves (million lbs)	1.1	1.1	0.0 %	2.2	2.2	0.0 %	Shoulder Clod, Chuck	700.00	650.00	750.00
Live weight (lbs)	240	248	-3.2 %				**Please note the whole sale price has been discontinued as of Dec. 7 2021			
Dressed weight (lbs)	140	144	-2.8 %				Source : USDA			

North East & North Central					Pennsylvania Calf Auction							
(Veal Carcass, Hot Basis – Paid to Producer (Hide off, 255-315 lbs))					Graded Holstein Bull Calves* January 15, 2022							
Special fed : milk fed, nature					\$ / 100 lbs							
\$US / 100 lbs					Weighted Average	Min	Max	Weight	Head	Min	Max	
Non-Packer & Packers Owned					368.63	356.00	380.00	Number 1	- 89 lbs	24	95.00	140.00
								90 - 120 lbs	180	105.00	290.00	
								+ 120 lbs	15	105.00	132.00	
								Beef Cross	63	150.00	330.00	
								Number 2	- 100 lbs	96	40.00	135.00
								+ 100 lbs	83	50.00	135.00	
								Beef Cross	47	85.00	285.00	
								Number 3	- 100 lbs	70	5.00	110.00
								+ 100 lbs	21	30.00	105.00	
								Beef Cross	14	110.00	200.00	
								* Does not include all head sold				
Source : USDA					Source : USDA							