



Beef Supply at a Glance - CANADA

Year to Date for the Week Ending January 15, 2022

Federally Inspected Slaughter (head)	West			East			CANADA		
	2022	2021	% chg	2022	2021	% chg	2022	2021	% chg
Steers	41,562	42,856	-3 %	16,019	18,123	-12 %	57,581	60,979	-6 %
Heifers	31,073	37,992	-18 %	4,119	5,708	-28 %	35,192	43,700	-19 %
Cows	15,306	14,146	8 %	4,612	3,340	38 %	19,918	17,486	14 %
Bulls	139	532	-74 %	16	9	78 %	155	541	-71 %
Total YTD	88,080	95,526	-8 %	24,766	27,180	-9 %	112,846	122,706	-8 %
Total Jan. - Dec. 2021		2,578,431			680,316			3,258,747	
Carcass Weight (lbs)									
Steers	916	907	1 %	952	987	-4 %	926	931	-1 %
Heifers	838	856	-2 %	831	883	-6 %	838	859	-3 %
Cows	733	748	-2 %	652	652	0 %	714	729	-2 %
Bulls	970	942	3 %	964	934	3 %	970	941	3 %

Source: Canadian Beef Grading Agency (CBGA)

Beef Output (tonnes)									
Fed	29,081	32,375	-10 %	8,470	10,397	-19 %	37,552	42,773	-12 %
Non-Fed	5,152	5,024	3 %	1,371	992	38 %	6,523	6,016	8 %
Total	34,233	37,399	-8 %	9,842	11,389	-14 %	44,075	48,788	-10 %
Total Jan. - Dec. 2021		1,012,678			272,954			1,285,633	

Imports For the period Jan. 1 - Nov. 30, 2021				Imports For the period Jan. 1 - Jan. 15, 2022			
Live Cattle from U.S.				Beef & Veal Imports			
(head)	2021	2020	% chg	(tonnes)	2022	2021	% chg
pure bred	15,189	4,005	-	United States of America	3,395	4,504	-25 %
non pure bred	372,622	244,414	52 %	Spain	496	72	-
Total	387,811	248,419	56 %	Mexico	378	247	53 %
				Australia	259	1,236	-
				New Zealand	372	449	-17 %
				Italy	50	236	-79 %
				Others	90	1,639	-
				Total	5,040	8,382	-40 %

Source: Statistics Canada

Exports For the period Jan. 1 - Jan. 8, 2022				Fresh, chilled & frozen (H.S. 0201, 0202)			
Live Cattle to U.S.				Non-CUSMA Beef/Veal total (exc. EU-27)			
(head)	2022	2021	% chg	EU-27 (Beef/Veal total)	662	2,871	-77 %
slaughter steers, heifers, cows	11,163	8,671	29 %		573	617	-7 %
feeder cattle & calves	1,766	998	77 %				
bulls	144	467	-69 %				
others	405	157	158 %				
Total	13,478	10,293	31 %				

Source: USDA - APHIS

Source: Canadian Food Inspection Agency (CFIA)

Exports For the period Jan. 1 - Nov. 30, 2021							
Beef & Veal Exports to U.S.							
(tonnes)	Fresh Bone-In	Fresh Boneless	Frozen Bone-In	Frozen Boneless	2021	2020	% chg
Carcasses and Half-Carcasses	3,345	N/A	0	N/A	3,345	2,231	50 %
Primal Cuts	27,070	249,480	2,762	18,862	298,174	259,848	15 %
Chuck	8,725	49,532	17	29	58,302	56,741	3 %
Loin	2,349	30,224	0	568	33,140	23,518	41 %
Brisket	0	17,936	0	507	18,443	18,622	-1 %
Flank and Plate	3,957	12,582	27	1,092	17,658	15,061	17 %
Hip	13	24,302	0	28	24,343	19,216	27 %
Rib	9,263	15,622	618	11	25,514	21,002	21 %
Others	2,763	99,283	2,101	16,628	120,775	105,688	14 %
Offals	N/A	N/A	N/A	N/A	21,820	18,862	16 %
Processed	N/A	N/A	N/A	N/A	6,352	5,778	10 %
Total	30,415	249,480	2,762	18,862	329,691	286,720	15 %

Source: Statistics Canada

Beef & Veal Exports For the period Jan. 1 - Nov. 30, 2021									
	Exports to All Countries			Exports to E.U-27					
	(tonnes)			('000 \$ CDN)			(tonnes)		
	2021	2020	% chg	2021	2020	% chg	2021	2020	
United States	329,691	286,720	15 %	3,016,377	2,270,355	33 %	Belgium	528	74
Japan	56,121	40,694	38 %	419,484	277,601	51 %	Italy	292	312
Mexico	21,558	12,388	74 %	176,722	87,242	103 %	Netherlands	273	368
China	19,012	9,535	99 %	181,964	93,881	94 %	Spain	60	25
Viet Nam	11,528	6,118	88 %	80,550	35,707	126 %	France	58	55
South Korea	12,178	5,291	130 %	108,704	35,386	207 %	Germany	35	0
Hong Kong	7,992	12,720	-37 %	73,930	98,877	-25 %	Luxembourg	5	0
Philippines	4,681	919	409 %	14,097	4,368	223 %	Total	1,250	835
Angola	1,762	2,514	-30 %	2,677	2,724	-2 %	Total ('000 \$ CDN)	20,432	14,255
Others	10,969	11,780	-7 %	71,800	77,681	-8 %			
Total	475,492	388,678	22 %	4,146,306	2,983,821	39 %			
Cattle Hides & Skins Exports (Number '000)	3,358	3,030	11 %	195,046	120,084	62 %			

Source: Statistics Canada



Beef Supply at a Glance - Canadian Federally Inspected

Year to Date for the Week Ending January 15, 2022

	Fed Slaughter (head)				Non-fed Slaughter (head)				Total Canada
	West	East	Canada	Weekly Avg.	West	East	Canada	Weekly Avg.	
2022-01-15	35,685	10,148	45,833		7,855	2,181	10,036		55,869
2022-01-08	36,950	9,990	46,940		7,590	2,447	10,037		56,977
December 2021	183,889	46,590	230,479	46,096	31,813	13,360	45,173	9,035	275,652
November 2021	175,852	43,946	219,798	54,950	30,244	11,450	41,694	10,424	261,492
October 2021	183,643	42,230	225,873	56,468	26,090	10,559	36,649	9,162	262,522
September 2021	225,970	53,886	279,856	55,971	29,704	12,694	42,398	8,480	322,254
August 2021	192,659	44,128	236,787	59,197	26,675	8,441	35,116	8,779	271,903
July 2021	194,584	43,580	238,164	59,541	26,099	7,901	34,000	8,500	272,164
June 2021	215,996	50,443	266,439	53,288	35,035	10,137	45,172	9,034	311,611
May 2021	160,178	42,771	202,949	50,737	26,214	8,107	34,321	8,580	237,270
April 2021	176,078	47,505	223,583	55,896	23,541	7,882	31,423	7,856	255,006
March 2021	195,001	57,005	252,006	50,401	34,612	10,305	44,917	8,983	296,923
February 2021	160,083	43,893	203,976	50,994	28,997	8,882	37,879	9,470	241,855
January 2021	164,073	46,989	211,062	52,766	31,401	7,632	39,033	9,758	250,095
YTD Total 2022	72,635	20,138	92,773	46,387	15,445	4,628	20,073	10,037	112,846
Total 2021	2,228,006	562,966	2,790,972	53,673	350,425	117,350	467,775	8,996	3,258,747

Grading								
	Weekly Totals				January 15, 2022		Canada 2021	% chg '21 - '22
	West	% total	East	% total	Canada 2022	% total		
A - Prime	1,487	4.3 %	602	6.1 %	2,089	4.7 %	2,447	-14.6%
AAA	25,749	73.9 %	6,980	70.2 %	32,729	73.1 %	33,358	-1.9%
AA	6,856	19.7 %	2,091	21.0 %	8,947	20.0 %	12,125	-26.2%
A	292	0.8 %	97	1.0 %	389	0.9 %	477	-18.4%
B1, 2, 3, 4	447	1.3 %	171	1.7 %	618	1.4 %	620	-0.3%

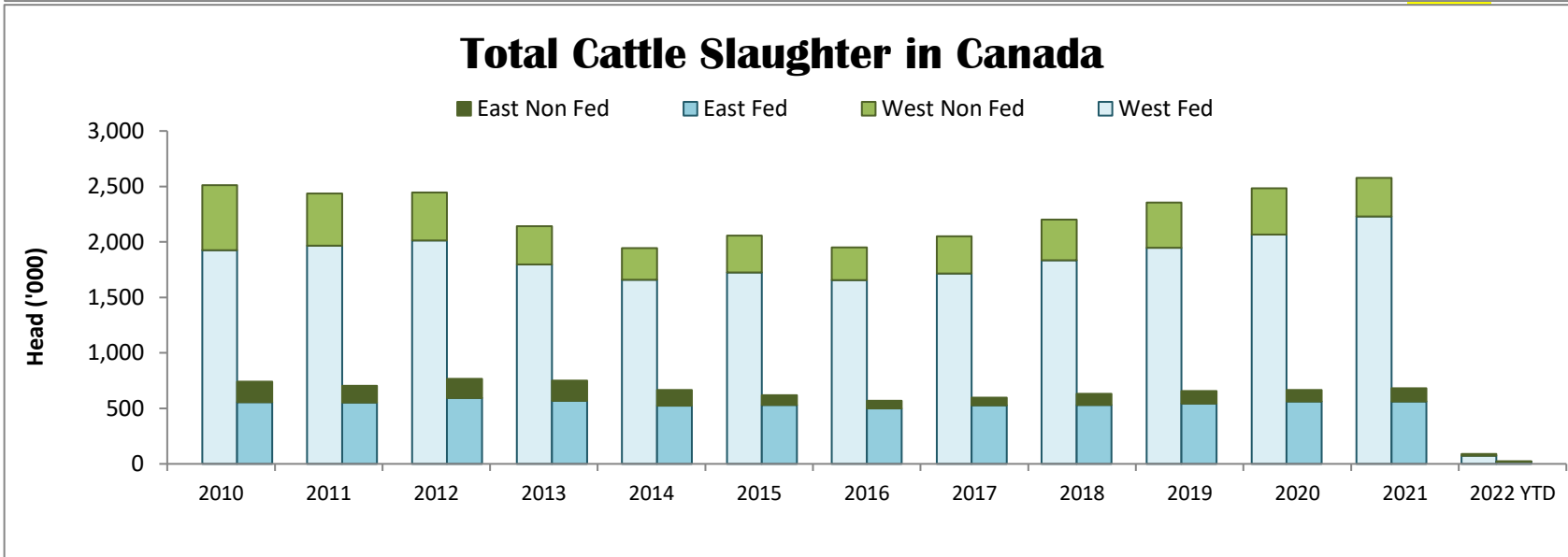
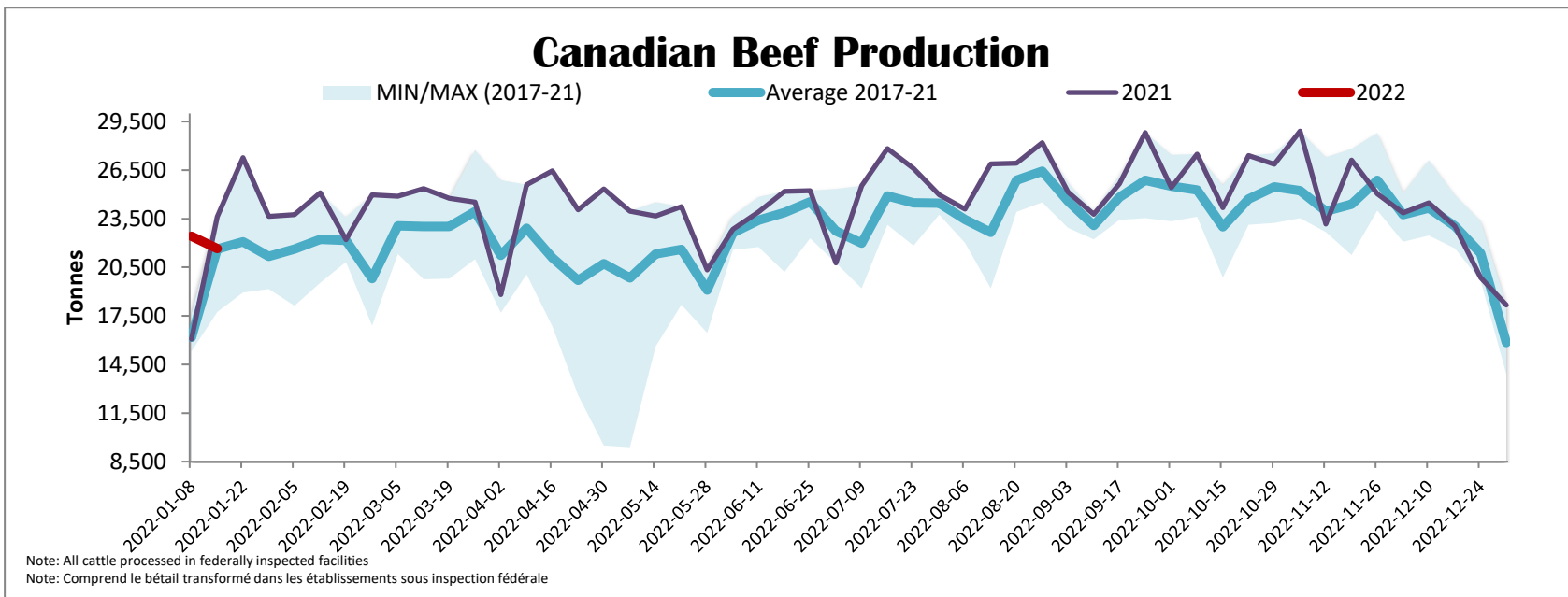
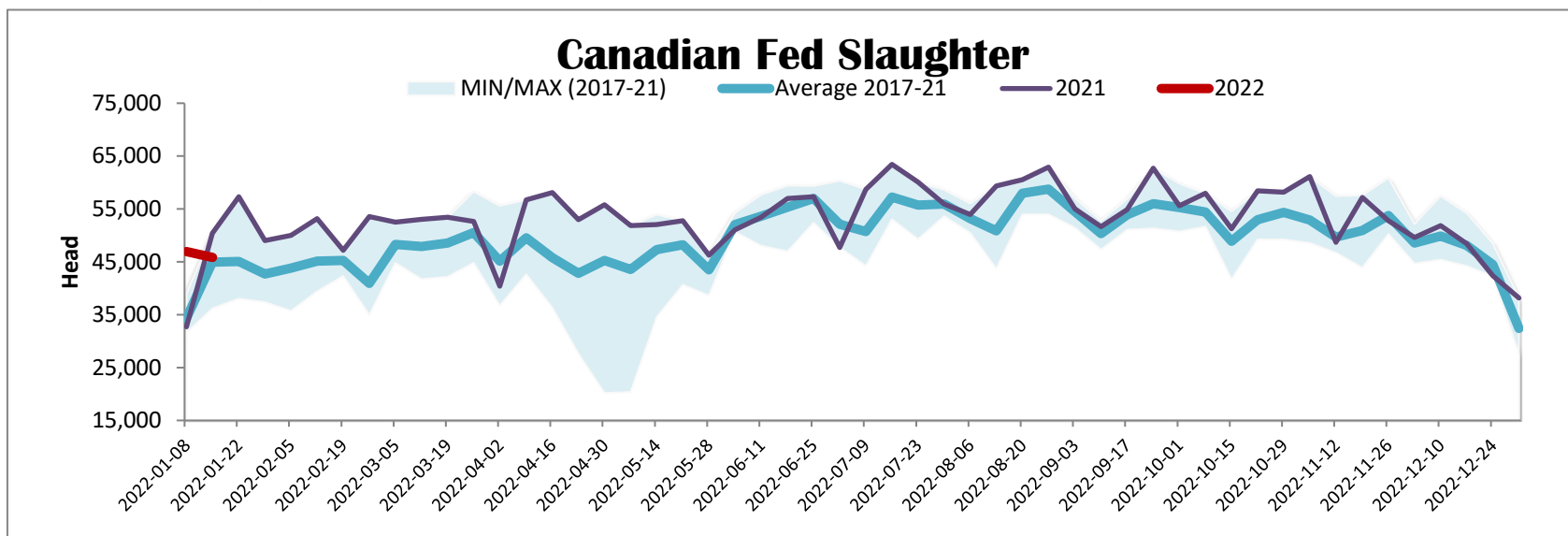
	Year-to-date				Canada 2022	% total	Canada 2021	% chg '21 - '22
	West	% total	East	% total				
A - Prime	2,710	3.8 %	1,311	6.6 %	4,021	4.4 %	5,458	-26.3 %
AAA	52,908	74.4 %	14,039	70.4 %	66,947	73.5 %	70,857	-5.5 %
AA	14,299	20.1 %	4,099	20.5 %	18,398	20.2 %	23,286	-21.0 %
A	457	0.6 %	154	0.8 %	611	0.7 %	864	-29.3 %
B1, 2, 3, 4	758	1.1 %	351	1.8 %	1,109	1.2 %	1,365	-18.8 %

Source: CBGA



Year to Date for the Week Ending January 15, 2022

Federally Inspected Slaughter



Source: Canadian Beef Grading Agency (CBGA)