

### Veal Supply at a Glance - Canada

For week ending December 18, 2021

Quebec Live Auction											
	2021				2020				Volume (YTD)		
	Number (head)	Price (\$ / 100 lbs)			Number (head)	Price (\$ / 100 lbs)			head		
Dairy Calves		Average	Min	Max		Average	Min	Max	2021	2020	% chg
Holstein Male											
Good 90 -120 lbs	481	145.00	130.00	160.00	559	119.00	100.00	140.00	25 861	29 948	-13.6 %
Good 121 - 140 lbs	156	142.00	130.00	155.00	199	121.00	105.00	140.00	9 133	9 566	-4.5 %
Average 90 - 140 lbs	456	119.00	80.00	150.00	388	90.00	55.00	120.00	21 074	21 980	-4.1 %
Misc. - All weights	186	41.00	10.00	80.00	199	37.00	20.00	60.00	10 215	11 309	-9.7 %
Holstein Female											
Good 90 -120 lbs	57	110.00	70.00	140.00	43	83.00	60.00	110.00	2 169	3 289	-34.1 %
Other milk breeds (all weights)	30	74.00	20.00	105.00	28	63.00	22.00	100.00	1 207	1 510	-20.1 %
Crossbreeds dairy-butcher (all weights)	548	327.00	135.00	420.00	423	228.00	100.00	350.00	22 473	13 756	63.4 %
A2 Grain fed veal cattle (hide off)	1 310	288.00	n/a	n/a	1 551	250.00	n/a	n/a	72 282	72 674	-0.5 %
688 lbs live / 375-419 lbs hide off											

Source: Les producteurs de bovins du Québec

Ontario Live Auction											
	2021				2020				Volume (YTD)		
	Number (head)	Price (\$ / 100 lbs)			Number (head)	Price (\$ / 100 lbs)			head		
		Average	Min	Max		Average	Min	Max	2021	2020	% chg
+ 600 lbs	716	153.01	134.15	175.55	641	128.74	112.50	142.03	32 763	30 458	7.6 %
451 - 600 lbs	53	122.04	99.70	141.80	44	107.99	89.52	132.73	1 693	2 089	-19.0 %
301 - 450 lbs	47	139.90	94.02	185.17	58	109.46	85.63	157.31	1 771	1 897	-6.6 %
126 - 300 lbs	106	113.72	75.49	218.67	83	102.72	69.60	170.02	6 069	5 862	3.5 %
- 125 lbs	840	148.06	74.75	313.69	785	121.46	58.40	289.82	42 359	40 100	5.6 %

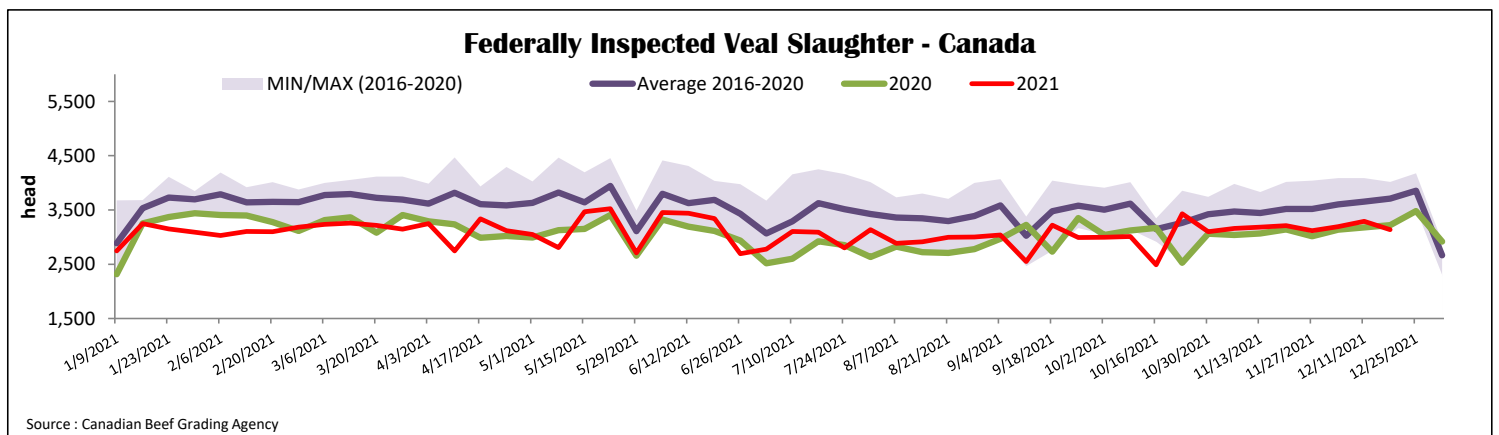
Source: Beef Farmers of Ontario

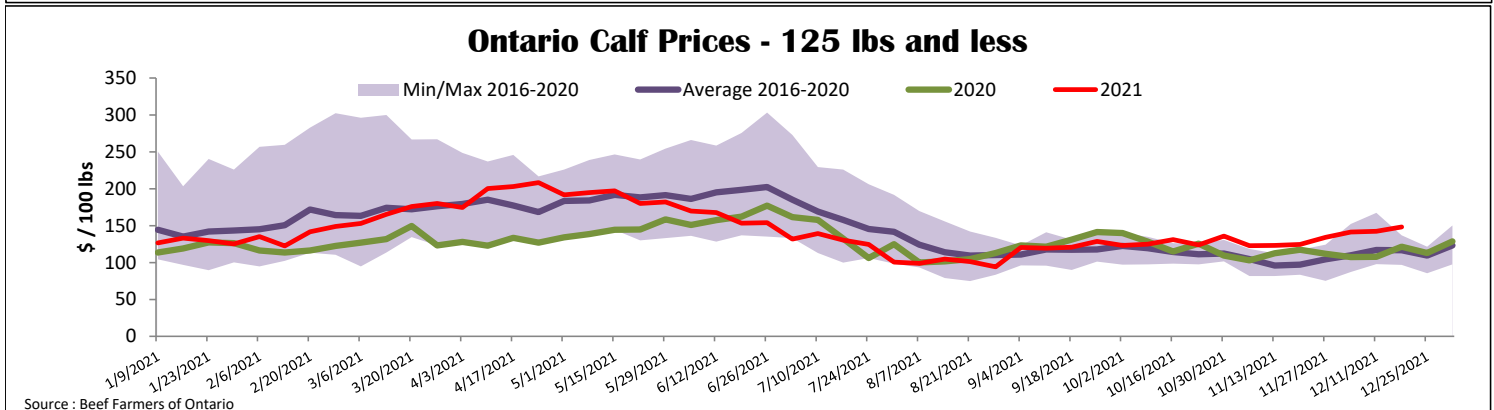
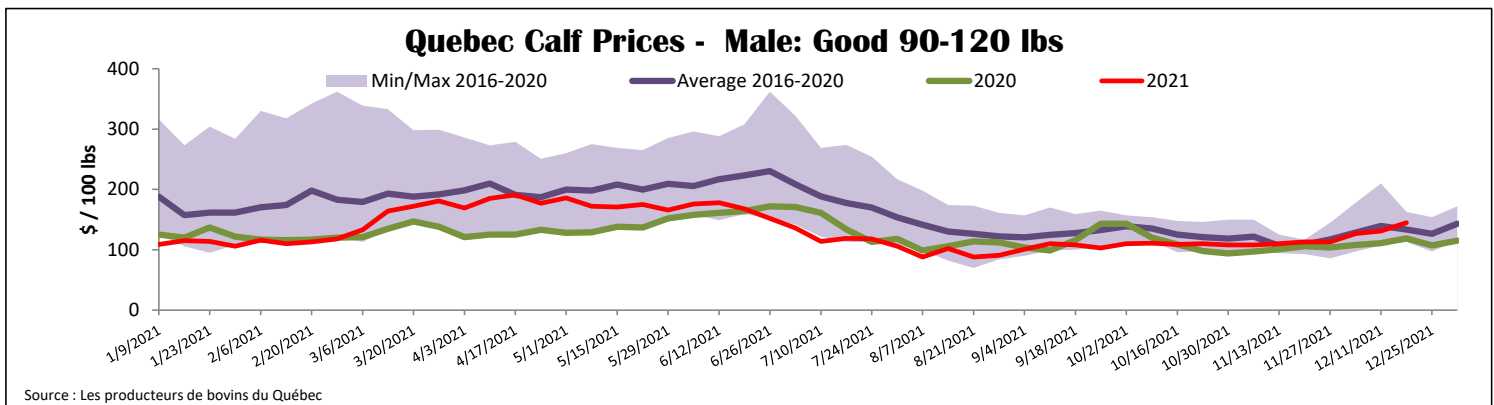
Federally Inspected Slaughter									
	Weekly			Year to date			Carcass Weight lbs (Jan.-Oct)		
	2021	2020	% chg	2021	2020	% chg	2021	2020	% chg
Quebec	3 137	3 220	-2.6 %	153 689	152 714	0.6 %	357	347	2.7 %
Rest of Canada	0	0	-	560	1	-	385	398	-3.3 %
<b>Canada</b>	<b>3 137</b>	<b>3 220</b>	<b>-2.6 %</b>	<b>154 249</b>	<b>152 715</b>	<b>1.0 %</b>	<b>357</b>	<b>347</b>	<b>2.8 %</b>

Source: Canadian Beef Grading Agency / Source: Canadian Food Inspection Agency (CFIA)

Domestic Exports					Imports				
	Jan. 1 - Oct. 30, 2021					Jan. 1 - Dec. 18, 2021			
	2021	2020	% chg			2021	2020	% chg	
Total veal (tonnes)					Total veal (tonnes)				
United States	3 012	2 001	50.6 %		New Zealand	1 667	2 183	-23.6 %	
United Arab Emirates	125	77	63.3 %		United States	645	808	-20.2 %	
Switzerland	4	0	-		Australia	32	130	-75.5 %	
Others	0	6	-		<b>EU-27</b>				
<b>Total</b>	<b>3 141</b>	<b>2 083</b>	<b>50.8 %</b>		Netherlands	383	319	20.0 %	
					Others	392	178	-	
					<b>EU-27 total</b>	<b>775</b>	<b>497</b>	<b>56.0 %</b>	
					Others	25	17	43.5 %	
					<b>Total</b>	<b>3 143</b>	<b>3 635</b>	<b>-13.5 %</b>	

Source: Statistics Canada / Source: CFIA





<b>United States</b>											
Week ending December 11, 2021											
Federally Inspected Slaughter					Northeast and North Central U.S. Wholesale Price						
	Weekly			Year to date			**November 2021 Wholesale Price				
	2021	2020	% chg	2021	2020	% chg	\$/100 lbs	Simple avg	Min	Max	
Milk-fed or nature							307 Rack, Ribeye	N/A	N/A	N/A	
North East & North Central*	3 294	2 637	24.9 %	131 072	169 853	-22.8 %	332 Loin, Trimmed 4x4	610.00	525.00	695.00	
Other calves	5 065	6 506	-22.1 %	227 941	249 183	-8.5 %	1336 Leg slice, Retail	937.50	825.00	1 050.00	
	<b>8 359</b>	<b>9 143</b>	<b>-8.6 %</b>	<b>359 013</b>	<b>419 036</b>	<b>-14.3 %</b>	1312 Osso Buco, Fore Shank	772.50	695.00	850.00	
Production							Shoulder Clod, Chuck	700.00	650.00	750.00	
Calves (million lbs)	1.2	1.2	0.0 %	48.1	58.2	-17.4 %	**Please note the whole sale price has been discontinued as of Dec. 7 2021				
Live weight (lbs)	243	222	9.5 %	Source : USDA							
Dressed weight (lbs)	141	128	-	Source : USDA							
North East & North Central					Pennsylvania Calf Auction						
(Veal Carcass, Hot Basis – Paid to Producer (Hide off, 255-315 lbs))					Graded Holstein Bull Calves* December 11, 2021						
Special fed : milk fed, nature											
\$/US / 100 lbs				Weighted Average	Min	Max					
Non-Packer & Packers Owned				368.72	356.00	380.00					
							Weight	Head	\$/ 100 lbs		
									Min	Max	
							Number 1	- 89 lbs	38	70.00	145.00
								90 - 120 lbs	252	85.00	270.00
								+ 120 lbs	15	120.00	180.00
								Beef Cross	120	130.00	350.00
							Number 2	- 100 lbs	151	40.00	180.00
								+ 100 lbs	110	50.00	195.00
								Beef Cross	50	70.00	270.00
							Number 3	- 100 lbs	167	5.00	175.00
								+ 100 lbs	28	15.00	157.00
								Beef Cross	7	100.00	157.00
							* Does not include all head sold				
Source : USDA					Source : USDA						