

Veal Supply at a Glance - Canada

For week ending October 30, 2021

Quebec Live Auction											
	2021				2020				Volume (YTD)		
	Number (head)	Price (\$ / 100 lbs)			Number (head)	Price (\$ / 100 lbs)			head		
Dairy Calves		Average	Min	Max		Average	Min	Max	2021	2020	% chg
Holstein Male											
Good 90 -120 lbs	509	108.00	90.00	125.00	630	94.00	70.00	115.00	22 202	25 711	-13.6 %
Good 121 - 140 lbs	173	115.00	100.00	130.00	185	99.00	80.00	115.00	7 879	8 308	-5.2 %
Average 90 - 140 lbs	403	76.00	45.00	110.00	388	68.00	40.00	110.00	18 389	19 175	-4.1 %
Misc. - All weights	198	34.00	10.00	55.00	165	30.00	10.00	50.00	8 806	9 961	-11.6 %
Holstein Female											
Good 90 -120 lbs	28	56.00	30.00	115.00	67	59.00	30.00	110.00	1 856	2 947	-37.0 %
Other milk breeds (all weights)	20	50.00	16.00	110.00	38	41.00	5.00	80.00	1 016	1 296	-21.6 %
Crossbreeds dairy-butcher (all weights)	551	361.00	250.00	450.00	346	260.00	100.00	410.00	18 604	10 837	71.7 %
A2 Grain fed veal cattle (hide off)	1 431	270.20	n/a	n/a	1 423	240.30	n/a	n/a	62 541	62 646	-0.2 %
688 lbs live / 375-419 lbs hide off											

Source: Les producteurs de bovins du Québec

Ontario Live Auction											
	2021				2020				Volume (YTD)		
	Number (head)	Price (\$ / 100 lbs)			Number (head)	Price (\$ / 100 lbs)			head		
		Average	Min	Max		Average	Min	Max	2021	2020	% chg
+ 600 lbs	663	139.25	114.89	159.46	654	123.45	108.52	138.08	28 529	26 303	8.5 %
451 - 600 lbs	30	131.65	107.83	150.13	39	114.04	96.42	131.88	1 404	1 770	-20.7 %
301 - 450 lbs	69	151.55	102.44	196.30	74	175.02	110.76	235.16	1 466	1 521	-3.6 %
126 - 300 lbs	128	108.91	68.86	231.63	148	104.14	64.18	214.93	5 140	5 050	1.8 %
- 125 lbs	984	135.85	76.61	362.75	907	109.48	56.58	300.10	36 237	34 043	6.4 %

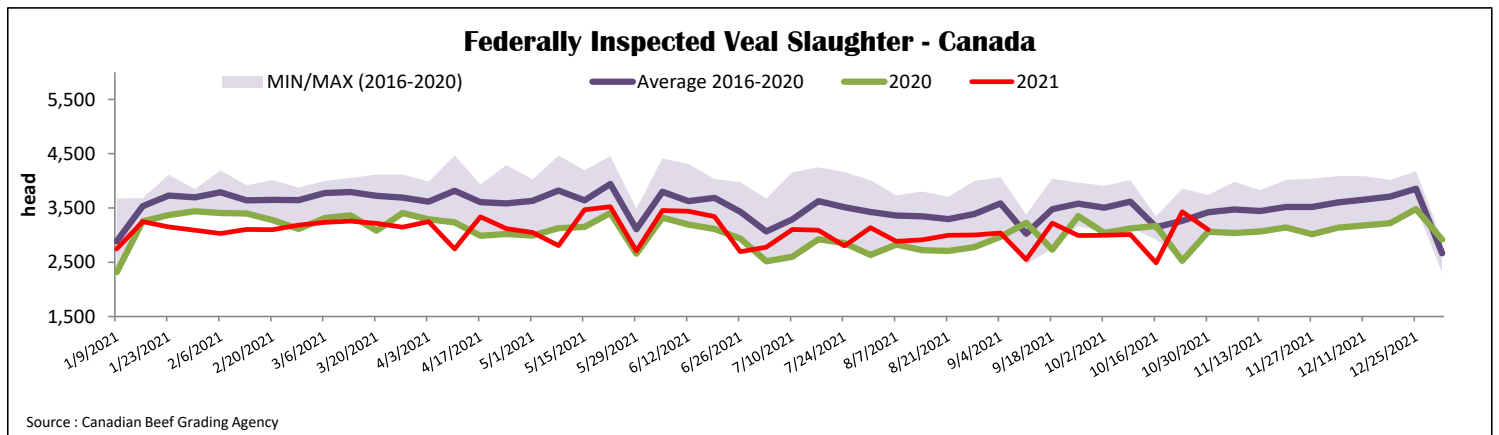
Source: Beef Farmers of Ontario

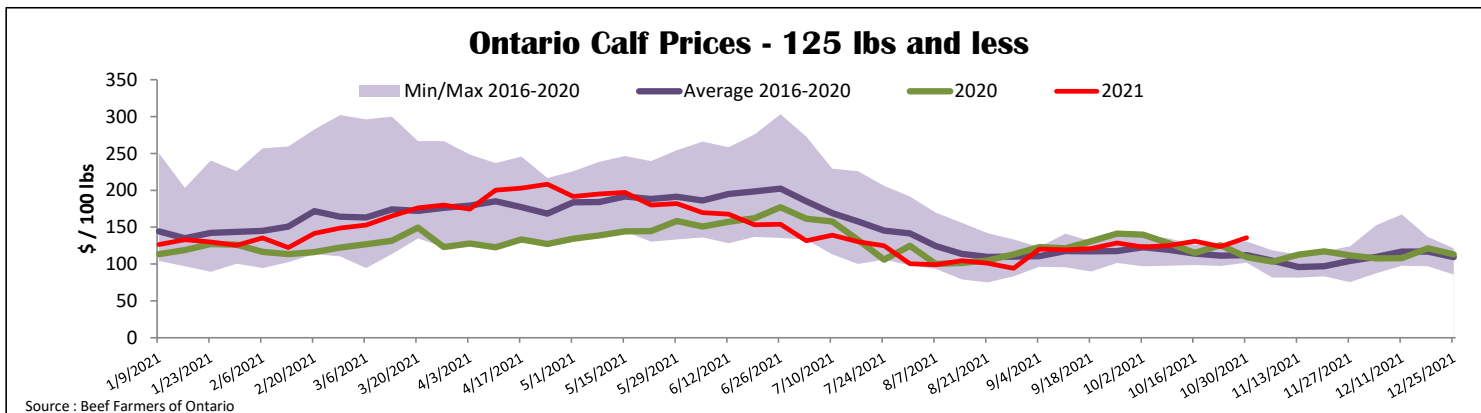
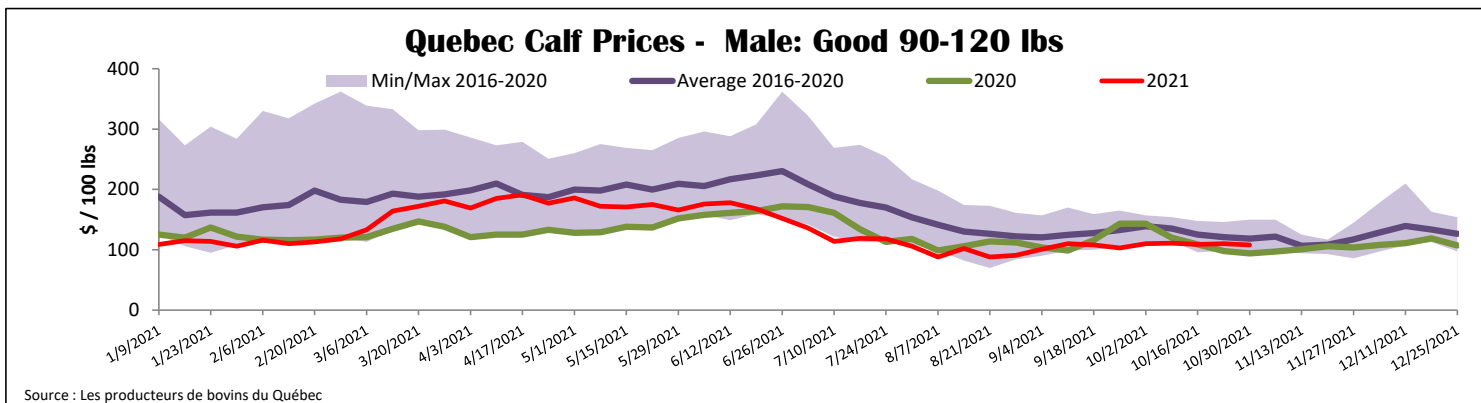
Federally Inspected Slaughter									
	Weekly			Year to date			Carcass Weight lbs (Jan.-Sept)		
	2021	2020	% chg	2021	2020	% chg	2021	2020	% chg
Quebec	3 101	3 060	1.3 %	131 399	130 912	0.4 %	357	347	2.9 %
Rest of Canada	0	0	-	560	1	-	385	398	-3.3 %
Canada	3 101	3 060	1.3 %	131 959	130 913	0.8 %	357	347	2.9 %

Source: Canadian Beef Grading Agency / Source: Canadian Food Inspection Agency (CFIA)

Domestic Exports					Imports				
	Jan. 1 - Sept. 30, 2021					Jan. 1 - Oct. 30, 2021			
	2021	2020	% chg			2021	2020	% chg	
Total veal (tonnes)					Total veal (tonnes)				
United States	2 709	1 735	56.2 %		New Zealand	1 283	1 648	-22.1 %	
United Arab Emirates	107	69	55.8 %		United States	521	735	-29.2 %	
Switzerland	4	0	-		Australia	26	105	-74.9 %	
Others	0	6	-		EU-27				
Total	2 821	1 809	55.9 %		Netherlands	326	247	32.0 %	
					Others	368	160	-	
					EU-27 total	693	407	70.6 %	
					Others	25	0	-	
					Total	2 548	2 894	-12.0 %	

Source: Statistics Canada / Source: CFIA





United States										
Week ending October 23, 2021										
Federally Inspected Slaughter					Northeast and North Central U.S. Wholesale Price					
	Weekly			Year to date			September 2021 Wholesale Price			
Milk-fed or nature	2021	2020	% chg	2021	2020	% chg	\$/100 lbs	Simple avg	Min	Max
North East & North Central*	2 994	3 706	-19.2 %	111 176	149 268	-25.5 %	307 Rack, Ribeye	N/A	N/A	N/A
Other calves	5 493	4 610	19.2 %	193 156	210 975	-8.4 %	332 Loin, Trimmed 4x4	610.00	525.00	695.00
	8 487	8 316	2.1 %	304 332	360 243	-15.5 %	1336 Leg slice, Retail	937.50	825.00	1 050.00
Production							1312 Osso Buco, Fore Shank	772.50	695.00	850.00
Calves (million lbs)	1.1	1.2	-8.3 %	40.6	50.1	-19.0 %	Shoulder Clod, Chuck	700.00	650.00	750.00
Live weight (lbs)	226	247	-8.5 %							
Dressed weight (lbs)	132	144	-8.3 %							
Source : USDA					Source : USDA					
North East & North Central					Pennsylvania Calf Auction					
(Veal Carcass, Hot Basis – Paid to Producer (Hide off, 255-315 lbs))					Graded Holstein Bull Calves* October 23, 2021					
Special fed : milk fed, nature										
\$US / 100 lbs				Weighted Average	Min	Max		\$ / 100 lbs		
Non-Packer & Packers Owned				370.26	360.00	380.00	Number 1	Weight	Head	
							- 89 lbs	0	0.00	0.00
							90 - 120 lbs	81	70.00	120.00
							+ 120 lbs	8	90.00	110.00
							Beef Cross	55	150.00	315.00
							Number 2	- 100 lbs	75	50.00
							+ 100 lbs	71	50.00	105.00
							Beef Cross	42	100.00	280.00
							Number 3	- 100 lbs	149	30.00
							+ 100 lbs	25	30.00	80.00
							Beef Cross	10	160.00	210.00
Source : USDA					* Does not include all head sold Source : USDA					