

### Veal Supply at a Glance - Canada

For week ending November 13, 2021

Quebec Live Auction											
	Number	2021			Number	2020			Volume (YTD)		
		Price (\$ / 100 lbs)				Price (\$ / 100 lbs)			head		
Dairy Calves	(head)	Average	Min	Max	(head)	Average	Min	Max	2021	2020	% chg
Holstein Male											
Good 90 -120 lbs	541	110.00	100.00	120.00	692	101.00	80.00	120.00	23 286	26 976	-13.7 %
Good 121 - 140 lbs	194	113.00	104.00	125.00	208	107.00	87.00	125.00	8 246	8 704	-5.3 %
Average 90 - 140 lbs	397	87.00	60.00	110.00	428	70.00	40.00	90.00	19 178	20 036	-4.3 %
Misc. - All weights	193	42.00	20.00	80.00	197	37.00	20.00	65.00	9 240	10 347	-10.7 %
Holstein Female											
Good 90 -120 lbs	42	67.00	40.00	105.00	63	72.00	35.00	140.00	1 941	3 072	-36.8 %
Other milk breeds (all weights)	44	74.00	40.00	120.00	40	59.00	20.00	87.00	1 073	1 368	-21.6 %
Crossbreeds dairy-butcher (all weights)	567	231.00	150.00	345.00	405	293.00	105.00	430.00	19 716	11 644	69.3 %
A2 Grain fed veal cattle (hide off)	1 416	278.90	n/a	n/a	1 252	243.10	n/a	n/a	65 152	65 257	-0.2 %
688 lbs live / 375-419 lbs hide off											

Source: Les producteurs de bovins du Québec

Ontario Live Auction											
	Number	2021			Number	2020			Volume (YTD)		
		Price (\$ / 100 lbs)				Price (\$ / 100 lbs)			head		
	(head)	Average	Min	Max	(head)	Average	Min	Max	2021	2020	% chg
+ 600 lbs	493	143.40	122.46	162.19	488	127.11	114.71	137.57	29 681	27 296	8.7 %
451 - 600 lbs	48	117.94	96.48	137.58	38	96.39	77.49	118.35	1 481	1 841	-19.6 %
301 - 450 lbs	41	116.26	84.16	138.85	26	158.45	139.36	185.02	1 539	1 617	-4.8 %
126 - 300 lbs	169	106.86	71.18	176.04	96	105.87	65.59	173.38	5 446	5 276	3.2 %
- 125 lbs	819	123.16	63.47	278.04	877	112.69	63.61	321.11	38 014	35 869	6.0 %

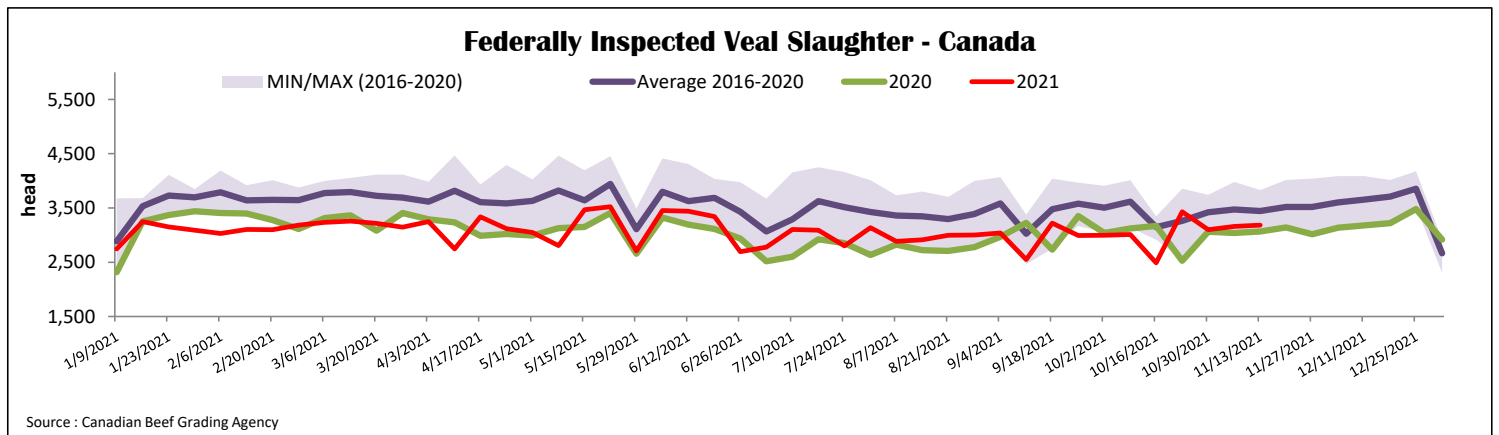
Source: Beef Farmers of Ontario

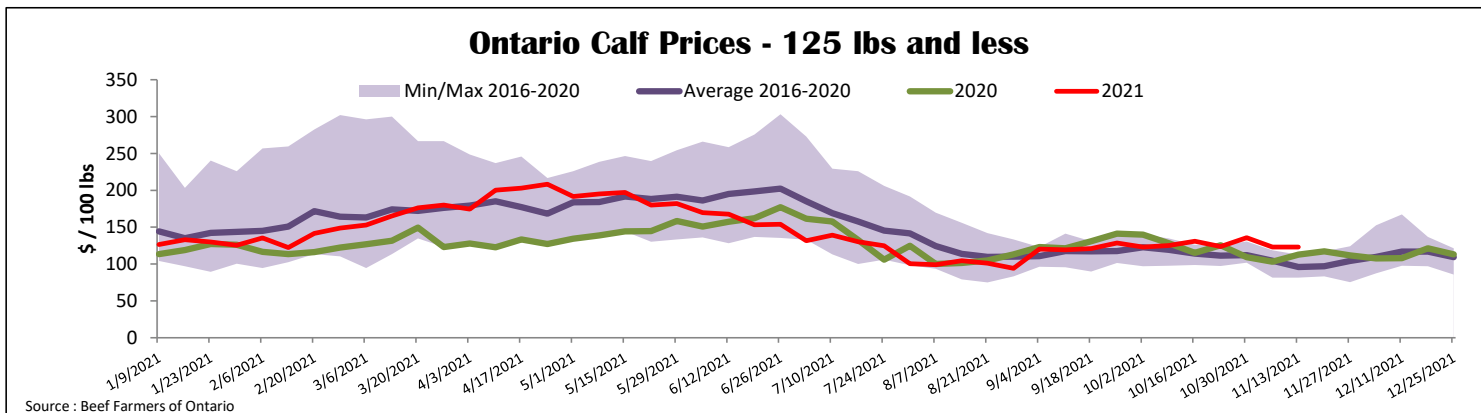
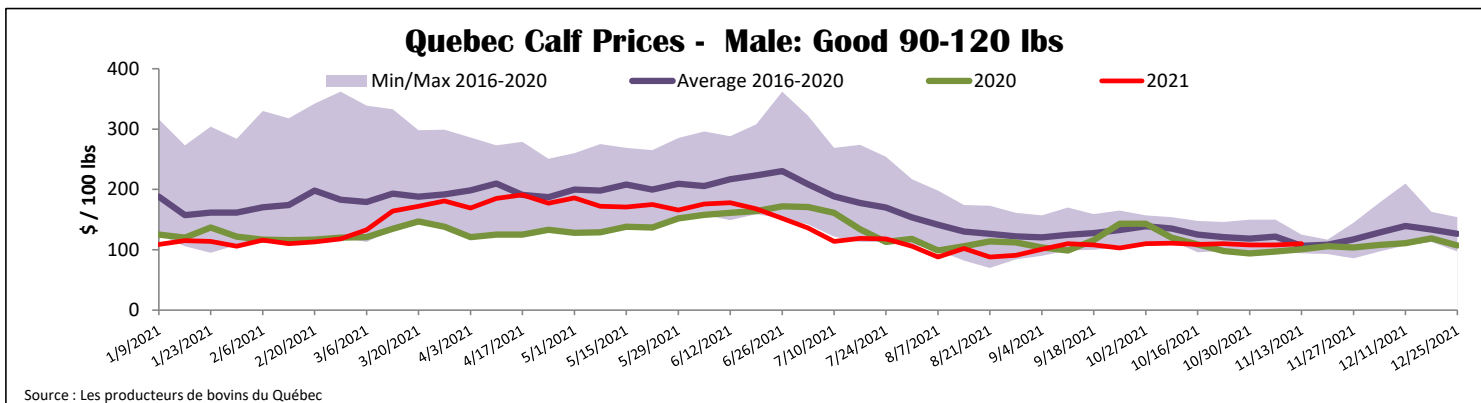
Federally Inspected Slaughter									
	Weekly			Year to date			Carcass Weight lbs (Jan.-Sept)		
	2021	2020	% chg	2021	2020	% chg	2021	2020	% chg
Quebec	3 183	3 066	3.8 %	137 741	137 018	0.5 %	357	347	2.9 %
Rest of Canada	0	0	-	560	1	-	385	398	-3.3 %
<b>Canada</b>	<b>3 183</b>	<b>3 066</b>	<b>3.8 %</b>	<b>138 301</b>	<b>137 019</b>	<b>0.9 %</b>	<b>357</b>	<b>347</b>	<b>2.9 %</b>

Source: Canadian Beef Grading Agency / Source: Canadian Food Inspection Agency (CFIA)

Domestic Exports					Imports				
Total veal (tonnes)	Jan. 1 - Sept. 30, 2021				Total veal (tonnes)	Jan. 1 - Nov. 13, 2021			
	2021	2020	% chg			2021	2020	% chg	
United States	2 709	1 735	56.2 %		New Zealand	1 440	2 001	-28.0 %	
United Arab Emirates	107	69	55.8 %		United States	558	758	-26.3 %	
Switzerland	4	0	-		Australia	32	123	-74.2 %	
Others	0	6	-		<b>EU-27</b>				
<b>Total</b>	<b>2 821</b>	<b>1 809</b>	<b>55.9 %</b>		Netherlands	332	259	28.3 %	
					Others	368	160	-	
					<b>EU-27 total</b>	<b>699</b>	<b>419</b>	<b>67.1 %</b>	
					Others	25	17	43.5 %	
					<b>Total</b>	<b>2 754</b>	<b>3 318</b>	<b>-17.0 %</b>	

Source: Statistics Canada / Source: CFIA





<b>United States</b>										
Week ending November 6, 2021										
<b>Federally Inspected Slaughter</b>					<b>Northeast and North Central U.S. Wholesale Price</b>					
	Weekly			Year to date			October 2021 Wholesale Price			
Milk-fed or nature	<b>2021</b>	<b>2020</b>	% chg	<b>2021</b>	<b>2020</b>	% chg	\$/100 lbs	Simple avg	Min	Max
North East & North Central*	2 822	3 188	-11.5 %	116 941	155 992	-25.0 %	307 Rack, Ribeye	N/A	N/A	N/A
Other calves	5 111	5 046	1.3 %	203 561	220 508	-7.7 %	332 Loin, Trimmed 4x4	610.00	525.00	695.00
	<b>7 933</b>	<b>8 234</b>	<b>-3.7 %</b>	<b>320 502</b>	<b>376 500</b>	<b>-14.9 %</b>	1336 Leg slice, Retail	937.50	825.00	1 050.00
Production							1312 Osso Buco, Fore Shank	772.50	695.00	850.00
Calves (million lbs)	1.1	1.1	-	42.8	52.4	-18.3 %	Shoulder Clod, Chuck	700.00	650.00	750.00
Live weight (lbs)	240	237	1.3 %							
Dressed weight (lbs)	140	137	2.2 %							
Source : USDA					Source : USDA					
<b>North East &amp; North Central</b>					<b>Pennsylvania Calf Auction</b>					
(Veal Carcass, Hot Basis – Paid to Producer (Hide off, 255-315 lbs))					Graded Holstein Bull Calves* November 6, 2021					
Special fed : milk fed, nature										
\$US / 100 lbs				Weighted Average	Min	Max				
Non-Packer & Packers Owned				369.10	358.00	380.00				
					\$ / 100 lbs					
					Weight Head					
					Min Max					
					Number 1	- 89 lbs	8	90.00	120.00	
						90 - 120 lbs	90	75.00	117.00	
						+ 120 lbs	15	70.00	112.00	
						Beef Cross	71	150.00	280.00	
					Number 2	- 100 lbs	54	60.00	105.00	
						+ 100 lbs	102	50.00	107.00	
						Beef Cross	33	90.00	230.00	
					Number 3	- 100 lbs	119	5.00	85.00	
						+ 100 lbs	34	35.00	82.00	
						Beef Cross	0	0.00	0.00	
					* Does not include all head sold					
Source : USDA					Source : USDA					