

Veal Supply at a Glance - Canada

For week ending September 25, 2021

Quebec Live Auction											
	2021				2020				Volume (YTD)		
	Number (head)	Price (\$ / 100 lbs)			Number (head)	Price (\$ / 100 lbs)			head		
Dairy Calves		Average	Min	Max		Average	Min	Max	2021	2020	% chg
Holstein Male											
Good 90 -120 lbs	595	103.00	90.00	120.00	675	143.00	105.00	180.00	19 421	22 553	-13.9 %
Good 121 - 140 lbs	162	108.00	100.00	120.00	221	142.00	110.00	180.00	6 978	7 414	-5.9 %
Average 90 - 140 lbs	423	74.00	50.00	95.00	436	115.00	65.00	170.00	16 259	16 905	-3.8 %
Misc. - All weights	193	37.00	20.00	60.00	248	46.00	20.00	110.00	7 811	8 628	-9.5 %
Holstein Female											
Good 90 -120 lbs	39	71.00	30.00	130.00	74	114.00	40.00	190.00	1 694	2 570	-34.1 %
Other milk breeds (all weights)	18	49.00	20.00	78.00	38	66.00	30.00	100.00	919	1 135	-19.0 %
Crossbreeds dairy-butcher (all weights)	467	300.00	180.00	390.00	363	306.00	170.00	425.00	15 999	9 158	74.7 %
A2 Grain fed veal cattle (hide off)	1 390	253.20	n/a	n/a	1 341	235.30	n/a	n/a	55 454	55 600	-0.3 %
688 lbs live / 375-419 lbs hide off											

Source: Les producteurs de bovins du Québec

Ontario Live Auction											
	2021				2020				Volume (YTD)		
	Number (head)	Price (\$ / 100 lbs)			Number (head)	Price (\$ / 100 lbs)			head		
		Average	Min	Max		Average	Min	Max	2021	2020	% chg
+ 600 lbs	580	130.16	117.61	142.99	626	121.57	106.60	135.86	25 543	23 505	8.7 %
451 - 600 lbs	28	101.66	80.43	114.96	29	102.72	89.64	125.10	1 238	1 608	-23.0 %
301 - 450 lbs	19	120.59	103.47	174.11	39	150.24	111.83	191.13	1 165	1 289	-9.6 %
126 - 300 lbs	118	118.06	70.84	202.30	149	120.02	74.46	220.94	4 470	4 488	-0.4 %
- 125 lbs	827	128.50	63.37	321.15	865	141.18	69.47	322.13	31 784	29 867	6.4 %

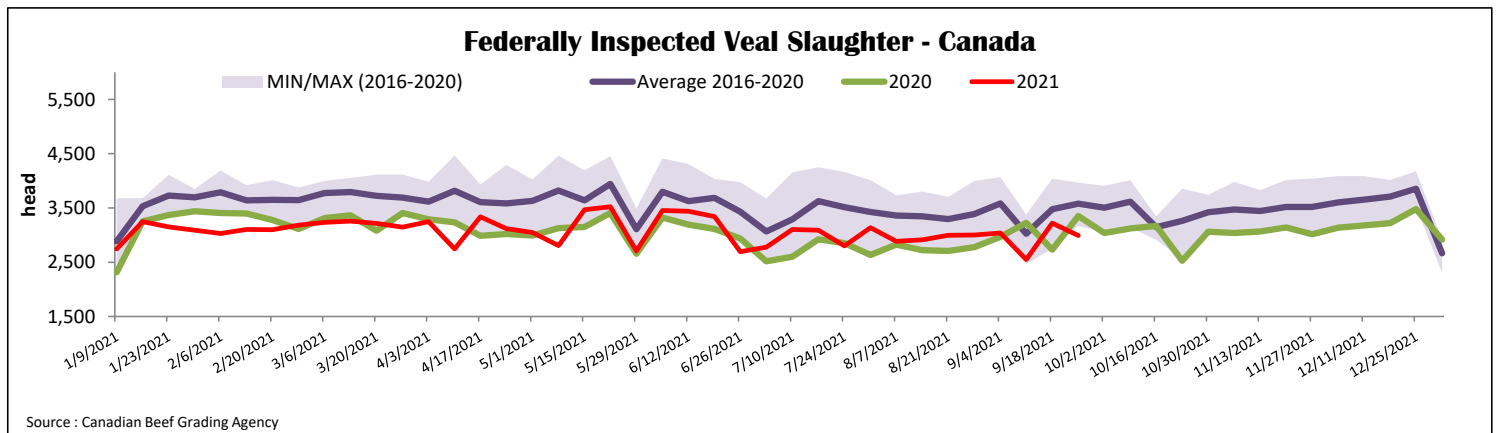
Source: Beef Farmers of Ontario

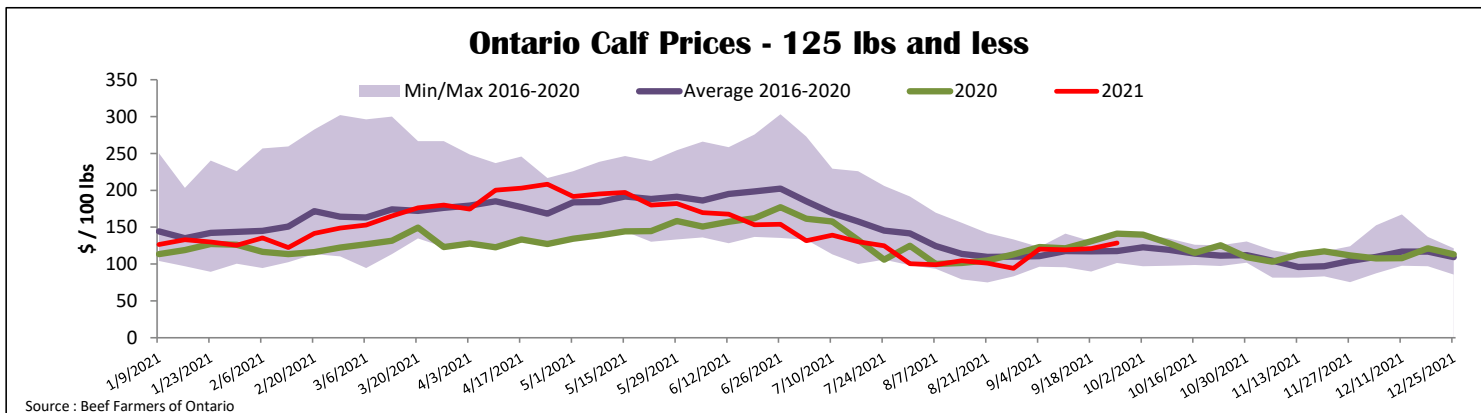
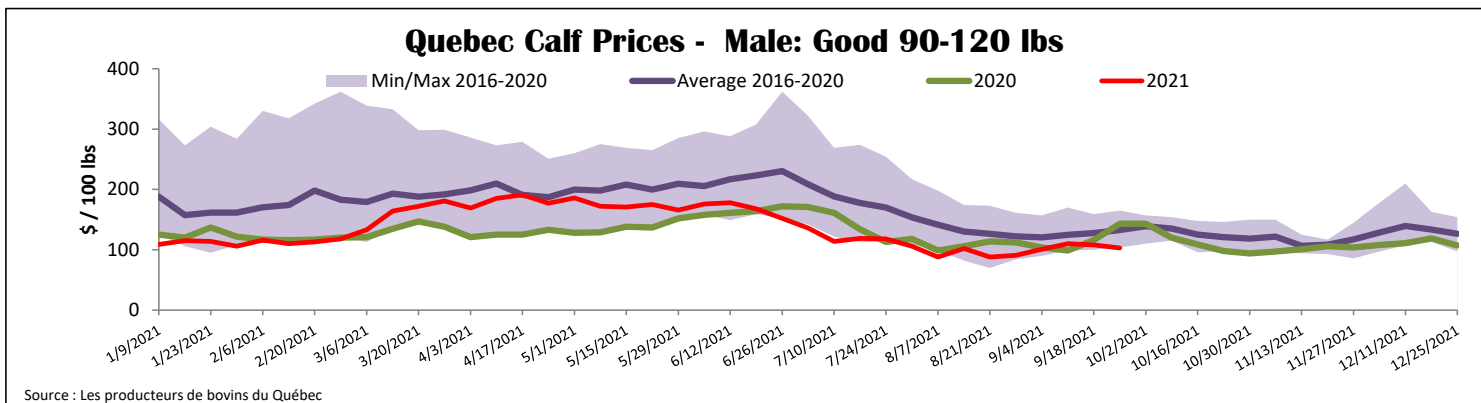
Federally Inspected Slaughter									
	Weekly			Year to date			Carcass Weight lbs (Jan.-July)		
	2021	2020	% chg	2021	2020	% chg	2021	2020	% chg
Quebec	2 993	3 351	-10.7 %	116 370	115 993	0.3 %	357	345	3.6 %
Rest of Canada	0	0	-	560	1	-	385	449	-14.1 %
Canada	2 993	3 351	-10.7 %	116 930	115 994	0.8 %	357	345	3.6 %

Source: Canadian Beef Grading Agency / Source: Canadian Food Inspection Agency (CFIA)

Domestic Exports				Imports			
	Jan. 1 - July 31, 2021				Jan. 1 - Sept. 25, 2021		
	2021	2020	% chg		2021	2020	% chg
Total veal (tonnes)				Total veal (tonnes)			
United States	2 023	1 168	73.2 %	New Zealand	805	898	-10.3 %
United Arab Emirates	91	51	77.3 %	United States	410	565	-27.4 %
Switzerland	4	0	-	Australia	24	105	-77.1 %
Others	0	5	-	EU-27			
Total	2 119	1 225	73.0 %	Netherlands	301	184	63.6 %
				Others	342	122	-
				EU-27 total	644	307	110.0 %
				Others	25	0	-
				Total	1 907	1 874	1.8 %

Source: Statistics Canada / Source: CFIA





United States

Week ending September 18, 2021

Federally Inspected Slaughter				Northeast and North Central U.S. Wholesale Price						
	Weekly			Year to date			August 2021 Wholesale Price			
	2021	2020	% chg	2021	2020	% chg	\$/100 lbs	Simple avg	Min	Max
Milk-fed or nature	2 570	2 815	-8.7 %	96 765	131 522	-26.4 %	307 Rack, Ribeye	N/A	N/A	N/A
North East & North Central*	5 157	3 972	29.8 %	167 195	190 140	-12.1 %	332 Loin, Trimmed 4x4	610.00	525.00	695.00
Other calves	7 727	6 787	13.9 %	263 960	321 662	-17.9 %	1336 Leg slice, Retail	937.50	825.00	1 050.00
Production							1312 Osso Buco, Fore Shank	772.50	695.00	850.00
Calves (million lbs)	0.9	1.0	-10.0 %	35.5	44.3	-19.9 %	Shoulder Clod, Chuck	700.00	650.00	750.00
Live weight (lbs)	213	251	-15.1 %							
Dressed weight (lbs)	124	146	-15.1 %							

Source : USDA

North East & North Central					Pennsylvania Calf Auction							
(Veal Carcass, Hot Basis – Paid to Producer (Hide off, 255-315 lbs))					Graded Holstein Bull Calves* September 18, 2021							
Special fed : milk fed, nature					\$/ 100 lbs							
\$US / 100 lbs					Weighted Average		Min	Max	Weight	Head	Min	Max
Non-Packer & Packers Owned					361.16	350.00	380.00					
								Number 1	- 89 lbs	50	50.00	265.00
									90 - 120 lbs	204	80.00	285.00
									+ 120 lbs	5	120.00	150.00
									Beef Cross	92	160.00	305.00
								Number 2	- 100 lbs	80	35.00	145.00
									+ 100 lbs	82	70.00	150.00
									Beef Cross	19	120.00	190.00
								Number 3	- 100 lbs	146	10.00	112.00
									+ 100 lbs	29	30.00	120.00
									Beef Cross	0	0.00	0.00

* Does not include all head sold

Source : USDA