

Veal Supply at a Glance - Canada

For week ending October 9, 2021

Quebec Live Auction											
	2021				2020				Volume (YTD)		
	Number (head)	Price (\$ / 100 lbs)			Number (head)	Price (\$ / 100 lbs)			head		
Dairy Calves		Average	Min	Max		Average	Min	Max	2021	2020	% chg
Holstein Male											
Good 90 -120 lbs	615	111.00	100.00	130.00	617	120.00	100.00	140.00	20 580	23 833	-13.6 %
Good 121 - 140 lbs	182	117.00	100.00	130.00	162	125.00	100.00	140.00	7 364	7 763	-5.1 %
Average 90 - 140 lbs	439	78.00	50.00	105.00	473	99.00	80.00	130.00	17 174	17 881	-4.0 %
Misc. - All weights	209	39.00	20.00	65.00	357	44.00	20.00	85.00	8 231	9 297	-11.5 %
Holstein Female											
Good 90 -120 lbs	24	69.00	30.00	220.00	79	101.00	55.00	180.00	1 752	2 731	-35.8 %
Other milk breeds (all weights)	8	63.00	10.00	100.00	27	70.00	30.00	130.00	947	1 198	-21.0 %
Crossbreeds dairy-butcher (all weights)	493	346.00	200.00	470.00	354	257.00	100.00	420.00	17 007	9 841	72.8 %
A2 Grain fed veal cattle (hide off)	1 514	258.10	n/a	n/a	1 422	235.90	n/a	n/a	58 439	58 418	0.0 %
688 lbs live / 375-419 lbs hide off											

Source: Les producteurs de bovins du Québec

Ontario Live Auction											
	2021				2020				Volume (YTD)		
	Number (head)	Price (\$ / 100 lbs)			Number (head)	Price (\$ / 100 lbs)			head		
		Average	Min	Max		Average	Min	Max	2021	2020	% chg
+ 600 lbs	680	130.46	113.41	145.35	573	125.87	111.71	140.28	26 837	24 570	9.2 %
451 - 600 lbs	26	125.35	112.85	135.58	37	107.37	88.65	123.57	1 320	1 685	-21.7 %
301 - 450 lbs	46	124.87	89.03	162.86	45	164.30	118.37	210.98	1 240	1 370	-9.5 %
126 - 300 lbs	127	109.66	60.59	203.38	139	105.04	67.48	217.49	4 747	4 727	0.4 %
- 125 lbs	828	124.96	61.15	329.11	823	128.16	70.53	291.61	33 461	31 523	6.1 %

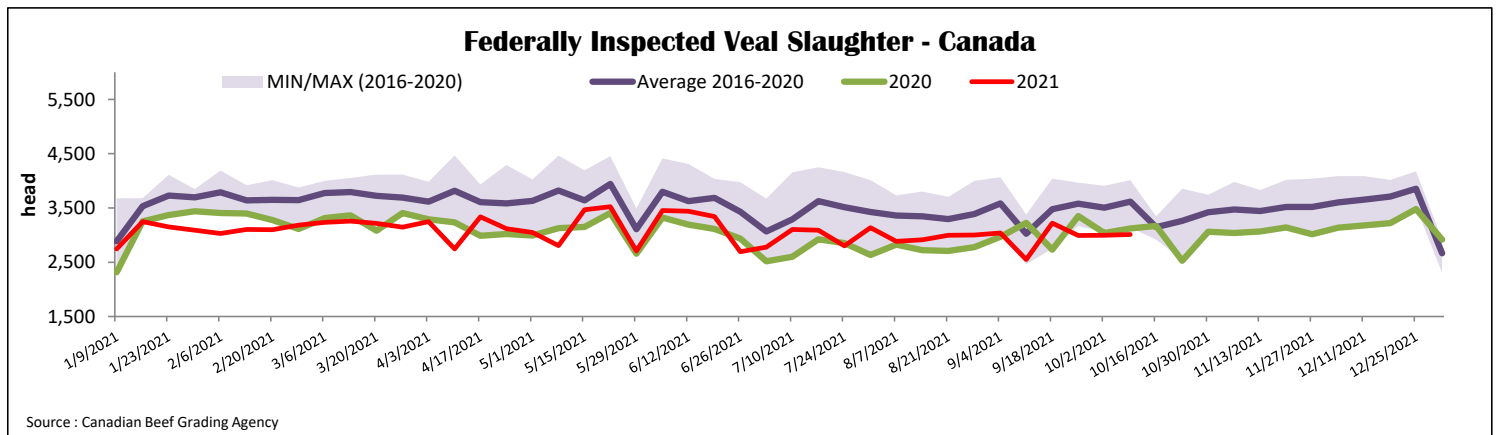
Source: Beef Farmers of Ontario

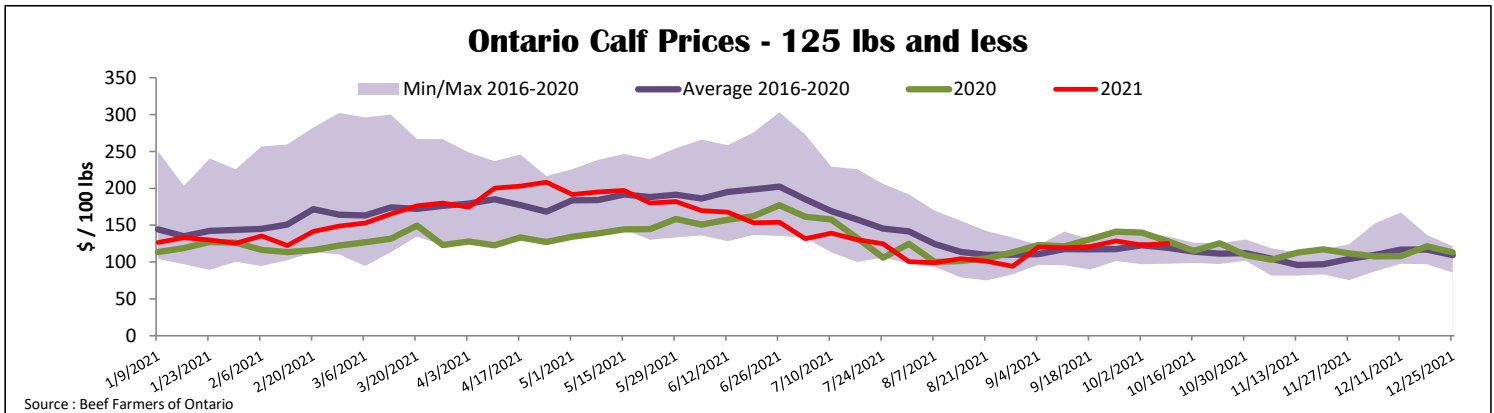
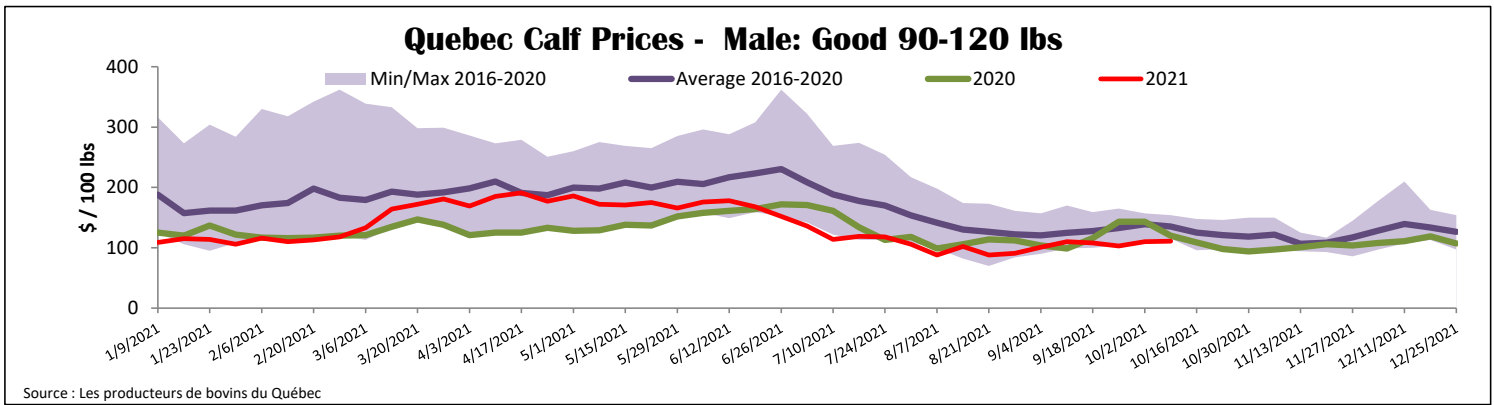
Federally Inspected Slaughter									
	Weekly			Year to date			Carcass Weight lbs (Jan.-Aug)		
	2021	2020	% chg	2021	2020	% chg	2021	2020	% chg
Quebec	3 010	3 122	-3.6 %	122 379	122 154	0.2 %	357	346	3.4 %
Rest of Canada	0	0	-	560	1	-	385	398	-3.3 %
Canada	3 010	3 122	-3.6 %	122 939	122 155	0.6 %	357	346	3.4 %

Source: Canadian Beef Grading Agency / Source: Canadian Food Inspection Agency (CFIA)

Domestic Exports					Imports				
	Jan. 1 - Aug. 31, 2021					Jan. 1 - Oct. 9, 2021			
	2021	2020	% chg			2021	2020	% chg	
Total veal (tonnes)					Total veal (tonnes)				
United States	2 396	1 383	73.3 %		New Zealand	977	1 274	-23.4 %	
United Arab Emirates	97	58	67.9 %		United States	448	641	-30.1 %	
Switzerland	4	0	-		Australia	24	105	-77.1 %	
Others	0	6	-		EU-27				
Total	2 497	1 446	72.7 %		Netherlands	309	224	37.9 %	
					Others	343	124	-	
					EU-27 total	652	348	87.2 %	
					Others	25	0	-	
					Total	2 126	2 368	-10.3 %	

Source: Statistics Canada / Source: CFIA





United States

Week ending October 2, 2021

Federally Inspected Slaughter				Northeast and North Central U.S. Wholesale Price						
			September 2021 Wholesale Price							
	Weekly		Year to date			September 2021 Wholesale Price				
	2021	2020	% chg	2021	2020	% chg	\$/100 lbs	Simple avg	Min	Max
Milk-fed or nature	2 818	3 350	-15.9 %	102 434	138 137	-25.8 %	307 Rack, Ribeye	N/A	N/A	N/A
North East & North Central*	5 322	3 694	44.1 %	177 564	197 685	-10.2 %	332 Loin, Trimmed 4x4	610.00	525.00	695.00
Other calves	8 140	7 044	15.6 %	279 998	335 822	-16.6 %	1336 Leg slice, Retail	937.50	825.00	1 050.00
Production							1312 Osso Buco, Fore Shank	772.50	695.00	850.00
Calves (million lbs)	1.0	1.1	-9.1 %	37.5	46.5	-19.4 %	Shoulder Clod, Chuck	700.00	650.00	750.00
Live weight (lbs)	219	268	-18.3 %							
Dressed weight (lbs)	127	156	-18.6 %							

Source : USDA

North East & North Central				Pennsylvania Calf Auction							
(Veal Carcass, Hot Basis – Paid to Producer (Hide off, 255-315 lbs))				Graded Holstein Bull Calves*							
Special fed : milk fed, nature				October 2, 2021							
\$US / 100 lbs				\$/ 100 lbs							
				Weight	Head	Min	Max				
Non-Packer & Packers Owned				Weighted Average	Min	Max					
				364.73	350.00	380.00	Number 1	- 89 lbs	19	55.00	160.00
							90 - 120 lbs	164	80.00	180.00	
				+ 120 lbs	16	105.00	155.00				
				Beef Cross	128	130.00	320.00				
				Number 2	- 100 lbs	82	30.00	155.00			
				+ 100 lbs	126	50.00	145.00				
				Beef Cross	49	100.00	260.00				
				Number 3	- 100 lbs	192	5.00	90.00			
				+ 100 lbs	43	30.00	115.00				
				Beef Cross	6	110.00	185.00				

* Does not include all head sold

Source : USDA