

Veal Supply at a Glance - Canada

For week ending September 11, 2021

Quebec Live Auction											
	2021				2020				Volume (YTD)		
	Number (head)	Price (\$ / 100 lbs)			Number (head)	Price (\$ / 100 lbs)			head		
Dairy Calves		Average	Min	Max		Average	Min	Max	2021	2020	% chg
Holstein Male											
Good 90 -120 lbs	594	110.00	95.00	125.00	735	99.00	80.00	120.00	18 219	21 234	-14.2 %
Good 121 - 140 lbs	185	114.00	100.00	127.00	216	104.00	87.00	120.00	6 629	7 018	-5.5 %
Average 90 - 140 lbs	475	81.00	50.00	110.00	396	73.00	50.00	100.00	15 432	16 007	-3.6 %
Misc. - All weights	189	38.00	20.00	60.00	250	38.00	30.00	60.00	7 445	8 126	-8.4 %
Holstein Female											
Good 90 -120 lbs	42	61.00	30.00	105.00	67	68.00	30.00	315.00	1 615	2 423	-33.3 %
Other milk breeds (all weights)	28	64.00	10.00	100.00	37	55.00	30.00	80.00	877	1 057	-17.0 %
Crossbreeds dairy-butcher (all weights)	493	286.00	150.00	400.00	305	241.00	120.00	420.00	14 983	8 444	77.4 %
A2 Grain fed veal cattle (hide off)	1 459	247.10	n/a	n/a	1 594	230.00	n/a	n/a	52 818	52 693	0.2 %
688 lbs live / 375-419 lbs hide off											

Source: Les producteurs de bovins du Québec

Ontario Live Auction											
	2021				2020				Volume (YTD)		
	Number (head)	Price (\$ / 100 lbs)			Number (head)	Price (\$ / 100 lbs)			head		
		Average	Min	Max		Average	Min	Max	2021	2020	% chg
+ 600 lbs	565	124.08	111.95	135.72	561	118.67	107.41	129.89	24 301	22 328	8.8 %
451 - 600 lbs	30	102.26	88.13	124.47	19	106.48	101.21	111.32	1 188	1 547	-23.2 %
301 - 450 lbs	27	183.26	113.75	250.78	20	127.18	91.95	156.30	1 111	1 210	-8.2 %
126 - 300 lbs	135	114.25	72.06	195.03	159	108.19	68.24	173.17	4 239	4 261	-0.5 %
- 125 lbs	848	119.22	58.29	310.77	911	121.42	67.70	295.49	30 037	28 215	6.5 %

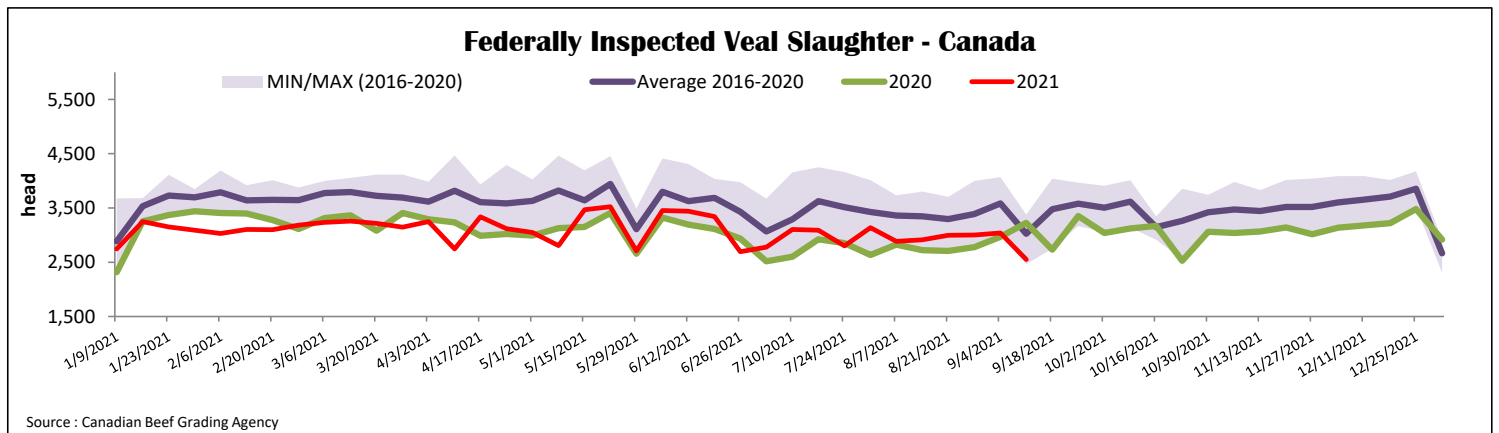
Source: Beef Farmers of Ontario

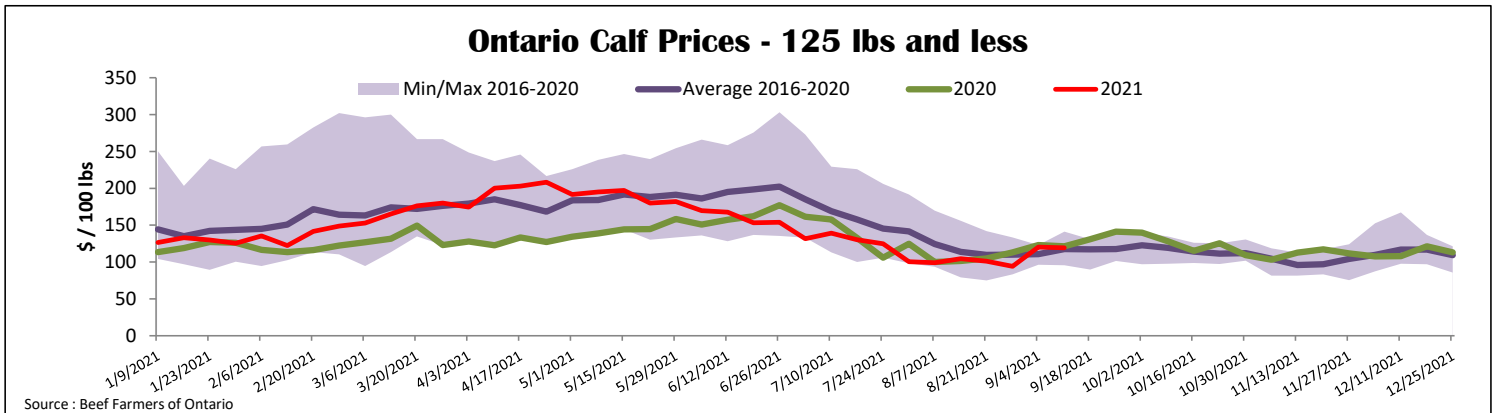
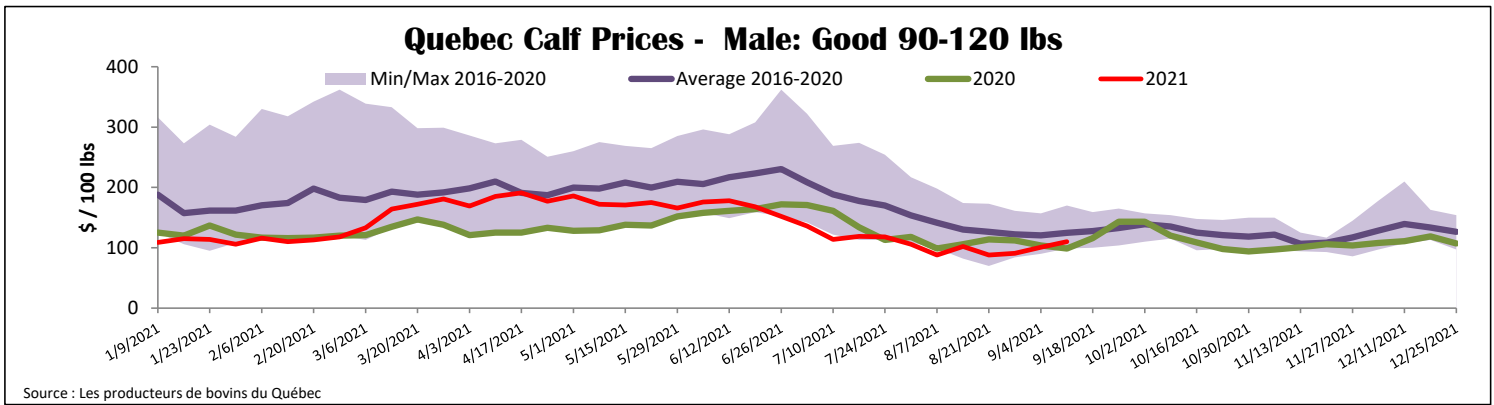
Federally Inspected Slaughter									
	Weekly			Year to date			Carcass Weight lbs (Jan.-July)		
	2021	2020	% chg	2021	2020	% chg	2021	2020	% chg
Quebec	2 550	3 227	-21.0 %	110 157	109 912	0.2 %	357	345	3.6 %
Rest of Canada	0	0	-	560	1	-	385	449	-14.1 %
Canada	2 550	3 227	-21.0 %	110 717	109 913	0.7 %	357	345	3.6 %

Source: Canadian Beef Grading Agency / Source: Canadian Food Inspection Agency (CFIA)

Domestic Exports					Imports				
	Jan. 1 - July 31, 2021					Jan. 1 - Sept. 11, 2021			
	2021	2020	% chg			2021	2020	% chg	
Total veal (tonnes)					Total veal (tonnes)				
United States	2 023	1 168	73.2 %		New Zealand	615	351	75.1 %	
United Arab Emirates	91	51	77.3 %		United States	390	533	-26.9 %	
Switzerland	4	0	-		Australia	24	105	-77.1 %	
Others	0	5	-		EU-27				
Total	2 119	1 225	73.0 %		Netherlands	289	184	57.1 %	
					Others	294	86	-	
					EU-27 total	584	270	116.1 %	
					Others	25	0	-	
					Total	1 637	1 259	30.1 %	

Source: Statistics Canada / Source: CFIA





United States

Week ending September 4, 2021

Federally Inspected Slaughter				Northeast and North Central U.S. Wholesale Price						
	Weekly			Year to date			August 2021 Wholesale Price			
	2021	2020	% chg	2021	2020	% chg	\$/100 lbs	Simple avg	Min	Max
Milk-fed or nature	2 684	3 291	-18.4 %	92 087	125 622	-26.7 %	307 Rack, Ribeye	N/A	N/A	N/A
North East & North Central*	5 327	4 262	25.0 %	157 488	181 886	-13.4 %	332 Loin, Trimmed 4x4	610.00	525.00	695.00
Other calves	8 011	7 553	6.1 %	249 575	307 508	-18.8 %	1336 Leg slice, Retail	937.50	825.00	1 050.00
Production							1312 Osso Buco, Fore Shank	772.50	695.00	850.00
Calves (million lbs)	1.0	1.1	-9.1 %	33.8	42.2	-19.9 %	Shoulder Clod, Chuck	700.00	650.00	750.00
Live weight (lbs)	214	246	-13.0 %							
Dressed weight (lbs)	124	143	-13.3 %							

Source : USDA

North East & North Central					Pennsylvania Calf Auction					
(Veal Carcass, Hot Basis – Paid to Producer (Hide off, 255-315 lbs))					Graded Holstein Bull Calves* September 4, 2021					
Special fed : milk fed, nature										
\$US / 100 lbs					\$ / 100 lbs					
Non-Packer & Packers Owned										
	Weighted Average			Min	Max		Weight	Head	Min	Max
	352.59			340.00	365.00	Number 1	- 89 lbs	29	50.00	110.00
							90 - 120 lbs	160	50.00	145.00
							+ 120 lbs	8	110.00	120.00
							Beef Cross	82	120.00	290.00
						Number 2	- 100 lbs	68	30.00	130.00
							+ 100 lbs	98	40.00	130.00
							Beef Cross	26	120.00	250.00
						Number 3	- 100 lbs	174	10.00	110.00
							+ 100 lbs	21	40.00	90.00
							Beef Cross	3	75.00	100.00

* Does not include all head sold

Source : USDA