

Veal Supply at a Glance - Canada

For week ending July 31, 2021

Quebec Live Auction											
Dairy Calves	Number	2021			Number	2020			Volume (YTD)		
		Price (\$ / 100 lbs)				Price (\$ / 100 lbs)			head		
Holstein Male	(head)	Average	Min	Max	(head)	Average	Min	Max	2021	2020	% chg
Good 90 -120 lbs	666	106.00	80.00	130.00	297	118.00	70.00	140.00	14 938	16 989	-12.1 %
Good 121 - 140 lbs	239	111.00	90.00	130.00	78	128.00	80.00	230.00	5 552	5 835	-4.9 %
Average 90 - 140 lbs	525	75.00	40.00	110.00	262	84.00	50.00	110.00	13 033	13 230	-1.5 %
Misc. - All weights	260	33.00	20.00	50.00	59	37.00	20.00	60.00	6 220	6 538	-4.9 %
Holstein Female											
Good 90 -120 lbs	27	55.00	20.00	115.00	60	89.00	40.00	170.00	1 437	1 986	-27.6 %
Other milk breeds (all weights)	58	52.00	12.00	80.00	2	60.00	55.00	65.00	737	807	-8.7 %
Crossbreeds dairy-butcher (all weights)	526	252.00	80.00	390.00	134	187.00	110.00	350.00	11 965	6 607	81.1 %
A2 Grain fed veal cattle (hide off)	1 321	238.20	n/a	n/a	1 418	230.10	n/a	n/a	44 806	42 768	4.8 %
688 lbs live / 375-419 lbs hide off											

Source: Les producteurs de bovins du Québec

Ontario Live Auction											
	Number	2021			Number	2020			Volume (YTD)		
		Price (\$ / 100 lbs)				Price (\$ / 100 lbs)			head		
	(head)	Average	Min	Max	(head)	Average	Min	Max	2021	2020	% chg
+ 600 lbs	753	112.71	98.12	125.25	713	127.19	109.17	144.10	20 651	18 538	11.4 %
451 - 600 lbs	34	94.42	79.70	109.65	60	94.12	78.80	111.27	999	1 344	-25.7 %
301 - 450 lbs	24	95.75	80.96	124.04	35	140.97	113.81	154.83	962	1 025	-6.1 %
126 - 300 lbs	116	101.57	54.52	184.40	126	108.99	66.53	220.59	3 518	3 546	-0.8 %
- 125 lbs	1 075	100.49	44.63	270.89	959	124.70	65.85	278.98	24 935	22 985	8.5 %

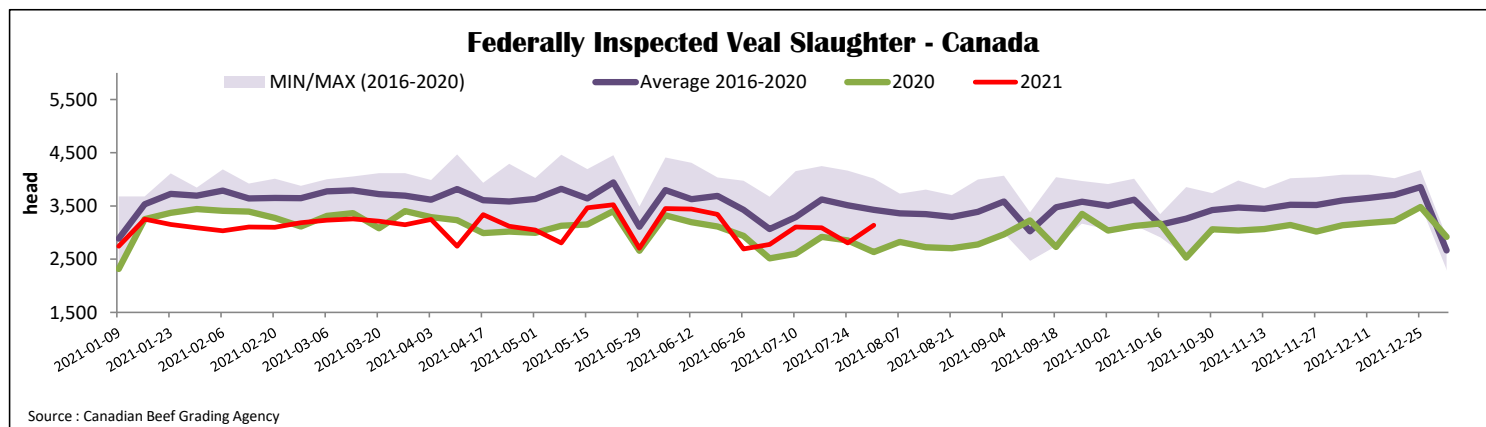
Source: Beef Farmers of Ontario

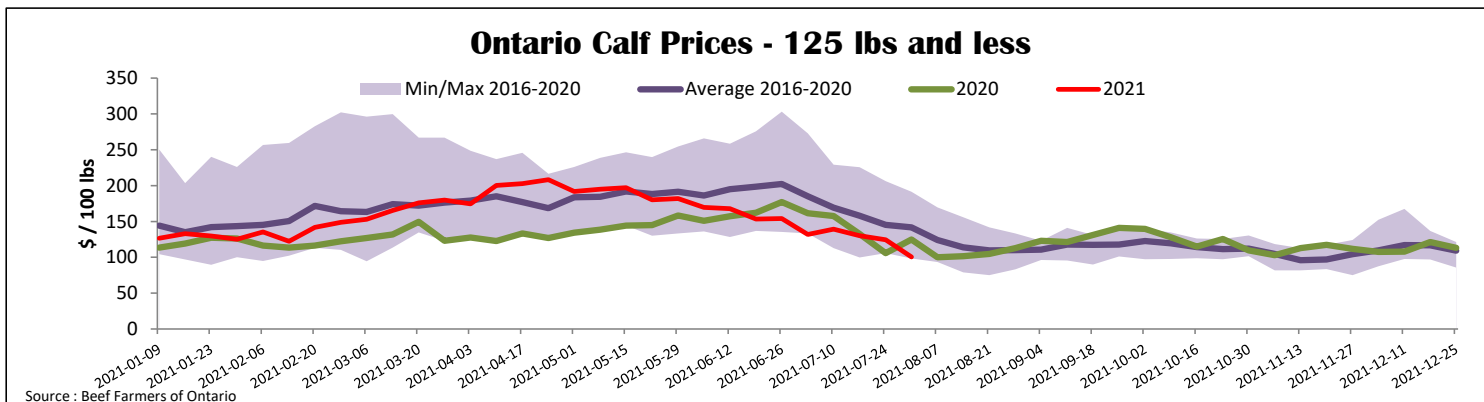
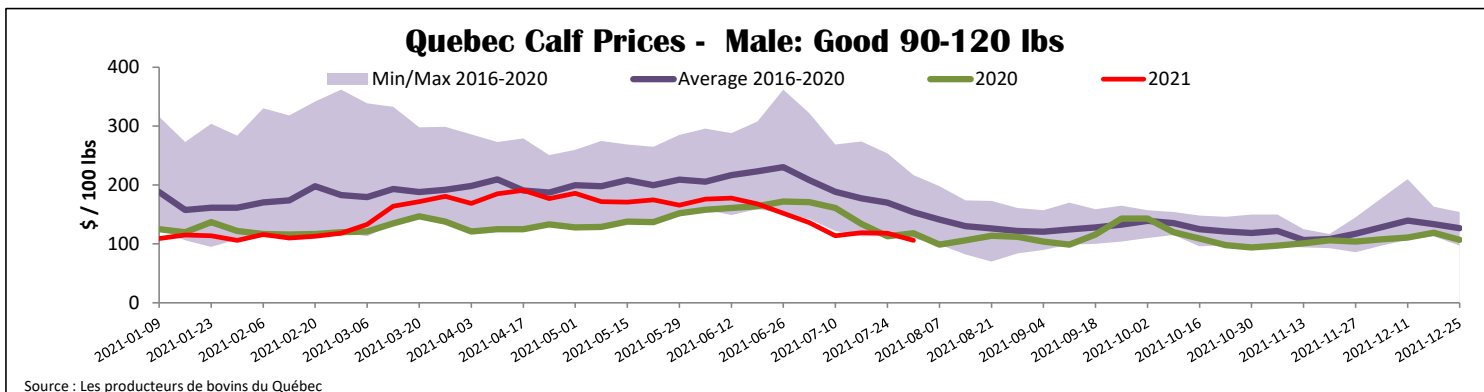
Federally Inspected Slaughter									
	Weekly			Year to date			Carcass Weight lbs (Jan.-June)		
	2021	2020	% chg	2021	2020	% chg	2021	2020	% chg
Quebec	3 136	2 633	19.1 %	92 772	92 686	0.1 %	257	345	-25.4 %
Rest of Canada	0	0	-	560	1	-	383	449	-14.7 %
Canada	3 136	2 633	19.1 %	93 332	92 687	0.7 %	357	345	3.6 %

Source: Canadian Beef Grading Agency / Source: Canadian Food Inspection Agency (CFIA)

Domestic Exports					Imports				
Total veal (tonnes)	Jan. 1 - June 30, 2021				Total veal (tonnes)	Jan. 1 - July 31, 2021			
	2021	2020	% chg			2021	2020	% chg	
United States	1 769	956	85.1 %		New Zealand	386	108	-	
United Arab Emirates	82	46	77.1 %		United States	329	441	-25.4 %	
Switzerland	4	0	-		Australia	24	105	-77.1 %	
Others	0	5	-		EU-27				
Total	1 854	1 007	84.1 %		Netherlands	233	177	31.9 %	
					Others	188	84	-	
					EU-27 total	421	260	61.6 %	
					Others	25	0	-	
					Total	1 185	914	29.6 %	

Source: Statistics Canada / Source: CFIA





United States

Week ending July 24, 2021

Federally Inspected Slaughter				Year to date				Northeast and North Central U.S. Wholesale Price			
Weekly				Year to date				June 2021 Wholesale Price			
	2021	2020	% chg	2021	2020	% chg	\$/100 lbs	Simple avg	Min	Max	
Milk-fed or nature											
North East & North Central*	2 102	3 513	-40.2 %	77 066	103 796	-25.8 %	307 Rack, Ribeye	N/A	N/A	N/A	
Other calves	5 425	5 416	0.2 %	125 204	153 712	-18.5 %	332 Loin, Trimmed 4x4	610.00	525.00	695.00	
	7 527	8 929	-15.7 %	202 270	257 508	-21.5 %	1336 Leg slice, Retail	937.50	825.00	1 050.00	
Production							1312 Osso Buco, Fore Shank	772.50	695.00	850.00	
Calves (million lbs)	0.8	1.2	-33.3 %	28.1	35.1	-19.9 %	Shoulder Clod, Chuck	700.00	650.00	750.00	
Live weight (lbs)	198	243	-18.5 %								
Dressed weight (lbs)	113	140	-19.3 %								

Source : USDA

North East & North Central				Pennsylvania Calf Auction				
(Veal Carcass, Hot Basis – Paid to Producer (Hide off, 255-315 lbs))				July 24, 2021				
Special fed : milk fed, nature								
\$/US / 100 lbs		Weighted Average	Min	Max				
Non-Packer & Packers Owned		338.25	330.00	343.00				
				Graded Holstein Bull Calves*				
				\$/ 100 lbs				
				Weight Head Min Max				
				Number 1	- 89 lbs	12	50.00	140.00
					90 - 120 lbs	155	60.00	135.00
					+ 120 lbs	15	60.00	120.00
					Beef Cross	72	150.00	340.00
				Number 2	- 100 lbs	92	35.00	100.00
					+ 100 lbs	105	40.00	110.00
					Beef Cross	35	90.00	235.00
				Number 3	- 100 lbs	140	20.00	60.00
					+ 100 lbs	57	20.00	82.00
					Beef Cross	0	0.00	0.00

* Does not include all head sold

Source : USDA