



## Veal Supply at a Glance - Canada

For week ending August 14, 2021

Quebec Live Auction											
Dairy Calves	Number	2021			Number	2020			Volume (YTD)		
		Price ( \$ / 100 lbs)				Price ( \$ / 100 lbs)			head		
Holstein Male	(head)	Average	Min	Max	(head)	Average	Min	Max	2021	2020	% chg
Good 90 -120 lbs	561	102.00	75.00	135.00	573	106.00	90.00	120.00	16 004	18 289	-12.5 %
Good 121 - 140 lbs	193	104.00	80.00	130.00	180	109.00	90.00	125.00	5 939	6 268	-5.2 %
Average 90 - 140 lbs	372	69.00	45.00	90.00	465	76.00	50.00	105.00	13 824	14 302	-3.3 %
Misc. - All weights	223	36.00	20.00	60.00	271	39.00	20.00	70.00	6 660	7 152	-6.9 %
Holstein Female											
Good 90 -120 lbs	18	44.00	20.00	80.00	62	86.00	30.00	210.00	1 507	2 133	-29.3 %
Other milk breeds (all weights)	24	41.00	20.00	80.00	32	65.00	20.00	100.00	767	912	-15.9 %
Crossbreeds dairy-butcher (all weights)	538	235.00	80.00	350.00	297	183.00	100.00	290.00	12 995	7 260	79.0 %
A2 Grain fed veal cattle (hide off)	1 267	239.00	n/a	n/a	1 444	230.00	n/a	n/a	47 405	45 465	4.3 %
688 lbs live / 375-419 lbs hide off											

Source: Les producteurs de bovins du Québec

Ontario Live Auction											
	Number	2021			Number	2020			Volume (YTD)		
		Price ( \$ / 100 lbs)				Price ( \$ / 100 lbs)			head		
	(head)	Average	Min	Max	(head)	Average	Min	Max	2021	2020	% chg
+ 600 lbs	688	116.26	103.19	130.56	574	119.19	108.61	137.99	21 860	19 950	9.6 %
451 - 600 lbs	25	106.80	95.02	117.02	32	98.44	81.28	115.05	1 052	1 418	-25.8 %
301 - 450 lbs	37	167.50	125.96	201.56	53	159.26	106.71	199.81	1 021	1 105	-7.6 %
126 - 300 lbs	126	86.40	47.24	176.23	142	116.66	81.59	196.81	3 740	3 783	-1.1 %
- 125 lbs	937	104.49	55.82	250.15	832	101.49	55.81	201.03	26 626	24 679	7.9 %

Source: Beef Farmers of Ontario

Federally Inspected Slaughter									
	Weekly			Year to date			Carcass Weight lbs (Jan.-June)		
	2021	2020	% chg	2021	2020	% chg	2021	2020	% chg
Quebec	2 912	2 723	6.9 %	98 571	98 233	0.3 %	257	345	-25.4 %
Rest of Canada	0	0	-	560	1	-	383	449	-14.7 %
<b>Canada</b>	<b>2 912</b>	<b>2 723</b>	<b>6.9 %</b>	<b>99 131</b>	<b>98 234</b>	<b>0.9 %</b>	<b>357</b>	<b>345</b>	<b>3.6 %</b>

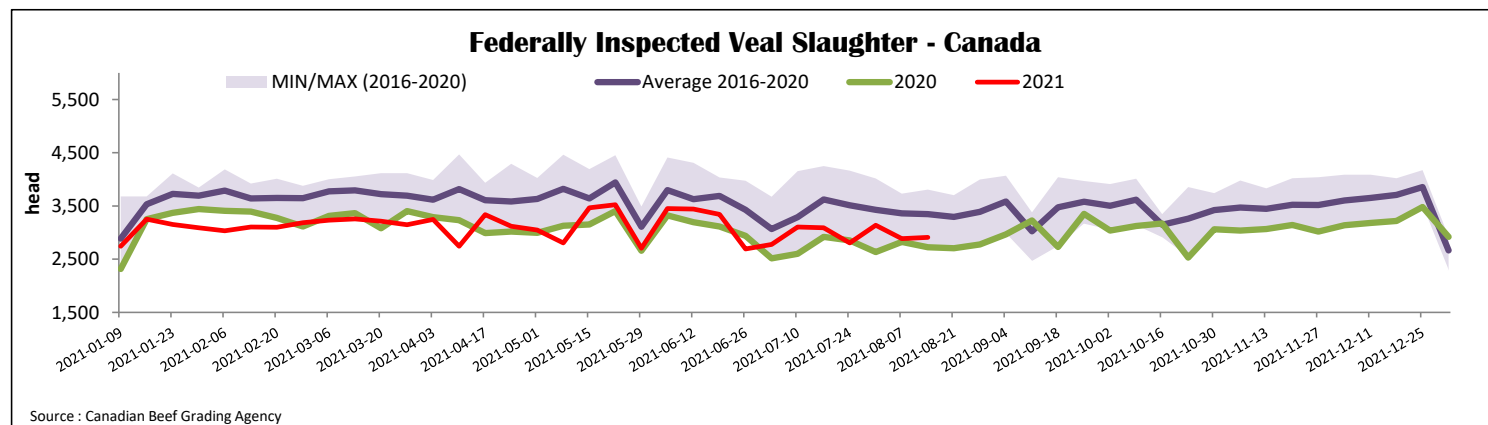
Source: Canadian Beef Grading Agency

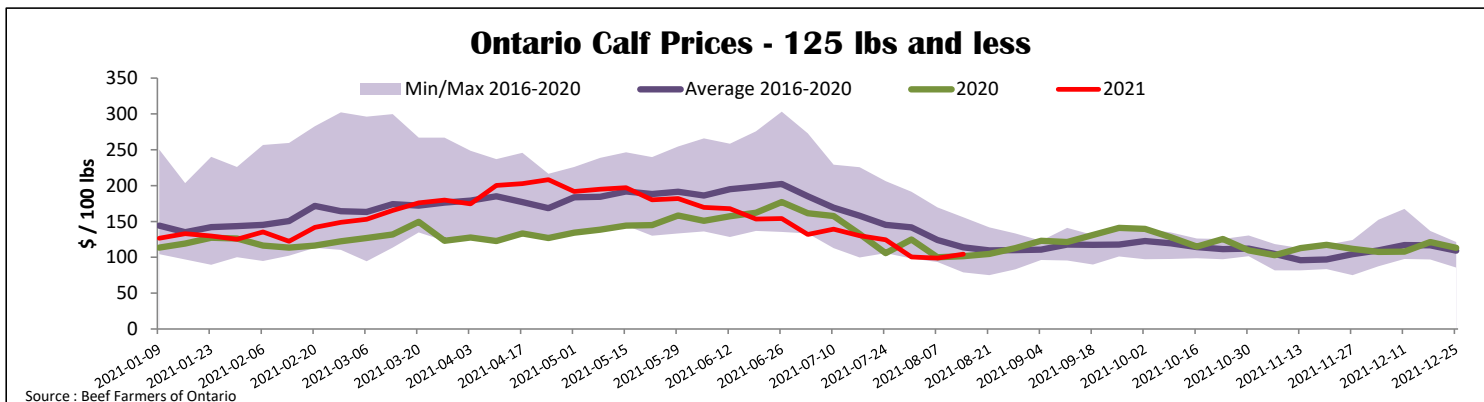
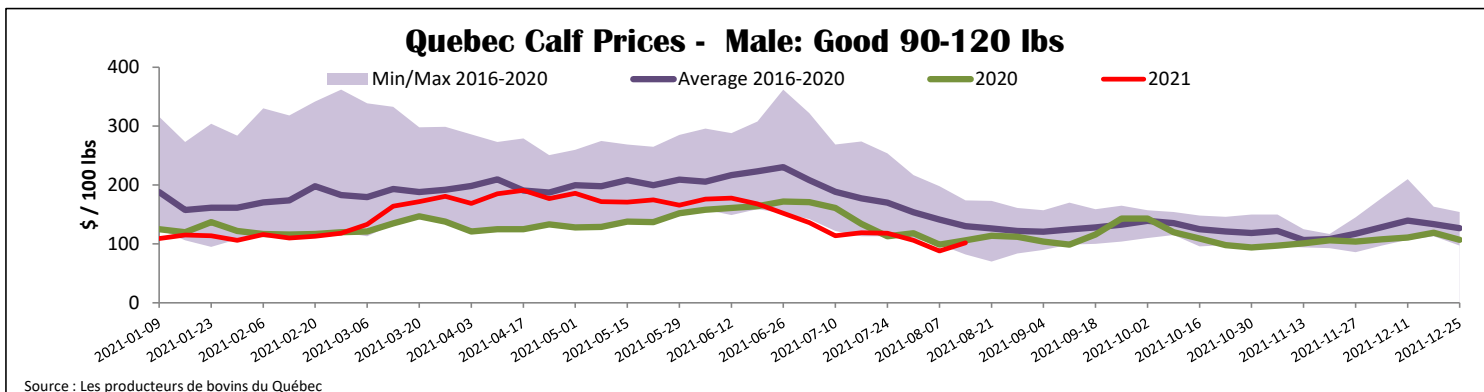
Source: Canadian Food Inspection Agency (CFIA)

Domestic Exports					Imports				
Total veal (tonnes)	Jan. 1 - June 30, 2021				Total veal (tonnes)	Jan. 1 - Aug. 14, 2021			
	2021	2020	% chg			2021	2020	% chg	
United States	1 769	956	85.1 %		New Zealand	386	108	-	
United Arab Emirates	82	46	77.1 %		United States	351	470	-25.3 %	
Switzerland	4	0	-		Australia	24	105	-77.1 %	
Others	0	5	-		<b>EU-27</b>				
<b>Total</b>	<b>1 854</b>	<b>1 007</b>	<b>84.1 %</b>		Netherlands	251	181	38.9 %	
					Others	237	84	-	
					<b>EU-27 total</b>	<b>488</b>	<b>265</b>	<b>84.4 %</b>	
					Others	25	0	-	
					<b>Total</b>	<b>1 275</b>	<b>948</b>	<b>34.4 %</b>	

Source: Statistics Canada

Source: CFIA





## United States

Week ending August 7, 2021

Federally Inspected Slaughter				Year to date				Northeast and North Central U.S. Wholesale Price			
Weekly				Year to date				July 2021 Wholesale Price			
	2021	2020	% chg	2021	2020	% chg	\$/100 lbs	Simple avg	Min	Max	
Milk-fed or nature											
North East & North Central*	2 395	3 695	-35.2 %	81 770	111 253	-26.5 %	307 Rack, Ribeye	N/A	N/A	N/A	
Other calves	5 126	4 989	2.7 %	135 966	164 037	-17.1 %	332 Loin, Trimmed 4x4	610.00	525.00	695.00	
	<b>7 521</b>	<b>8 684</b>	<b>-13.4 %</b>	<b>217 736</b>	<b>275 290</b>	<b>-20.9 %</b>	1336 Leg slice, Retail	937.50	825.00	1 050.00	
Production							1312 Osso Buco, Fore Shank	772.50	695.00	850.00	
Calves (million lbs)	0.9	1.2	-25.0 %	29.9	37.6	-20.5 %	Shoulder Clod, Chuck	700.00	650.00	750.00	
Live weight (lbs)	211	240	-12.1 %								
Dressed weight (lbs)	121	140	-13.6 %								

Source : USDA

North East & North Central				Pennsylvania Calf Auction							
(Veal Carcass, Hot Basis – Paid to Producer (Hide off, 255-315 lbs))				Graded Holstein Bull Calves*							
Special fed : milk fed, nature				August 7, 2021							
\$US / 100 lbs				\$/ 100 lbs							
Non-Packer & Packers Owned				Weighted Average    Min    Max							
				344.73	330.00	350.00	Number 1	Weight	Head	Min	Max
							- 89 lbs	29	40.00	120.00	
							90 - 120 lbs	167	60.00	160.00	
							+ 120 lbs	6	75.00	135.00	
							Beef Cross	91	135.00	345.00	
							Number 2	- 100 lbs	116	40.00	115.00
							+ 100 lbs	94	50.00	125.00	
							Beef Cross	37	110.00	275.00	
							Number 3	- 100 lbs	133	25.00	80.00
							+ 100 lbs	63	20.00	85.00	
							Beef Cross	3	75.00	95.00	

\* Does not include all head sold

Source : USDA